


# Pennine Paving





# Pennine Paving



A hard-wearing garden paving with a beautiful quarried surface finish, recreated from the original natural York Stone Paving.

Pennine Paving can be used throughout the garden for paths, patios, terraces and around swimming pools. The soft natural colours and easy to handle sizes make Pennine ideal for the D.I.Y. enthusiast. Formal or informal patterns can be designed by using all or a combination of the 5 sizes available.

Choosing the right colour of paving is often the hardest part of planning your pathway or patio. To make things easier we have included a selection of different colour combinations to help you decide. See page 5 for details.

Pennine Paving sizes are based on a 9" module to make patio and pathway planning easier. We would also recommend wherever possible, to plan the paved area in full slab sizes only, to avoid cutting.

Layout guides are available on request, however a simple design can be prepared using graph paper or similar, working to a suitable scale depending on the area to be paved.

## Colours & Sizes

Pennine Paving is manufactured in 5 mellow colours and 5 sizes.

**Colours:** York Brown, Dark Brown, Oatmeal, Buff & Red

**Sizes:** 27 x 18 x 1½"  
18 x 18 x 1½"  
18 x 9 x 1½"  
9 x 9 x 1½"  
27 x 9 x 1½"


All colours

York Brown only

**Weight:** Approximately 150lbs (68kg) per square yard, 15 square yards per ton.

## Stepping Stones


Manufactured in three sizes with the same surface finish as Pennine Paving, circular Stepping Stones are




Red



Buff





Oatmeal



York Brown


most attractive set into a lawn to provide an unusual footpath, or used for a path infilled with cobbles or chippings.

**Sizes:** 18, 15 and 12" diameter, 1½" thick **Colours:** Buff & Red




Dark Brown







1




2



3



4



5

## Colour Combinations

Selecting colours is a matter of personal choice. The layouts above are intended for guidance only, and are designed for overall colour harmony.

	1	2	3	4	5
York Brown	50%	60%	30%	50%	45%
Buff			40%		55%
Oatmeal	30%	40%	30%		
Dark Brown	20%			35%	
Red				15%	

## Laying Pennine Paving

For areas which are used only by casual pedestrian traffic, such as garden paths and patios, the foundation may be granular soil, sand or fine granular material, well compacted. If the area is to carry heavy lawn mowers or barrows, it is advisable to lay the paving on a cement mortar bed spread evenly over the full area of the foundation to a thickness of approximately 1½", or by the traditional method of a spot of mortar under each corner and one in the centre of the slab. The mortar should be five parts sand to one part cement, not too wet. Alternatively pavings may be fully bedded on a 1½" thick screeded layer of sand.

The area to be laid should first be marked out with string, excavated to the required level and the base covered with graded hardcore, sand or ashes. Each flag should be individually laid, tamped down with a piece of wood until there are no signs of rocking, and checked with a spirit level. The paving has slightly tapered edges and should be laid tightly together at the base. It is not necessary to fill the joints but if you wish to do so, we recommend brushing in sand, not sand and cement mixed.

Care should be taken to keep any mortar off the surface of the paving as this can leave a stain.

Pennine Paving requires very little maintenance, but to keep it fresh and clean, it should be washed occasionally using a household detergent solution.

To remove stains, moss, lichen or fungus use a fungicidal wash according to manufacturer's instructions or a household bleach. Always wash the paving with plenty of water after treating.

The use of salt for the removal of ice and snow is not recommended. Fading

or discolouration may occur under certain atmospheric conditions.

## D.I.Y. Building Book

For additional information on garden design, and ideas for things to build, our D.I.Y. Booklet, "The Building Book" is available, price 50p from Marshalls' stockists or by writing to the address shown below.



We recommend that choice of colours is judged from actual materials rather than colour photographs herein.

We reserve the right to change specification at any time without notice.

Liability in respect of any statements, conditions, warranties and representations made on behalf of the Company is limited in accordance with the terms as set out in the standard Conditions of Sale.

Stocked by:

**Marshalls**  
mono  
Southowram, Halifax, HX3 9SY  
Telephone (0422) 57155