



# GARDEN PAVING



# THE BEST PRODUCTS DESERVE THE BEST **INSTALLATION...**

Selecting the right paving products to create the desired effect should not be the only consideration when planning your garden landscaping project. What lies beneath your patio is as important, if not more important than the finished layer.

Where the sub-base is installed incorrectly or is insufficient to support the chosen product, this is what will happen to your investment...



Spot bedding giving poor support



Poor bedding layer



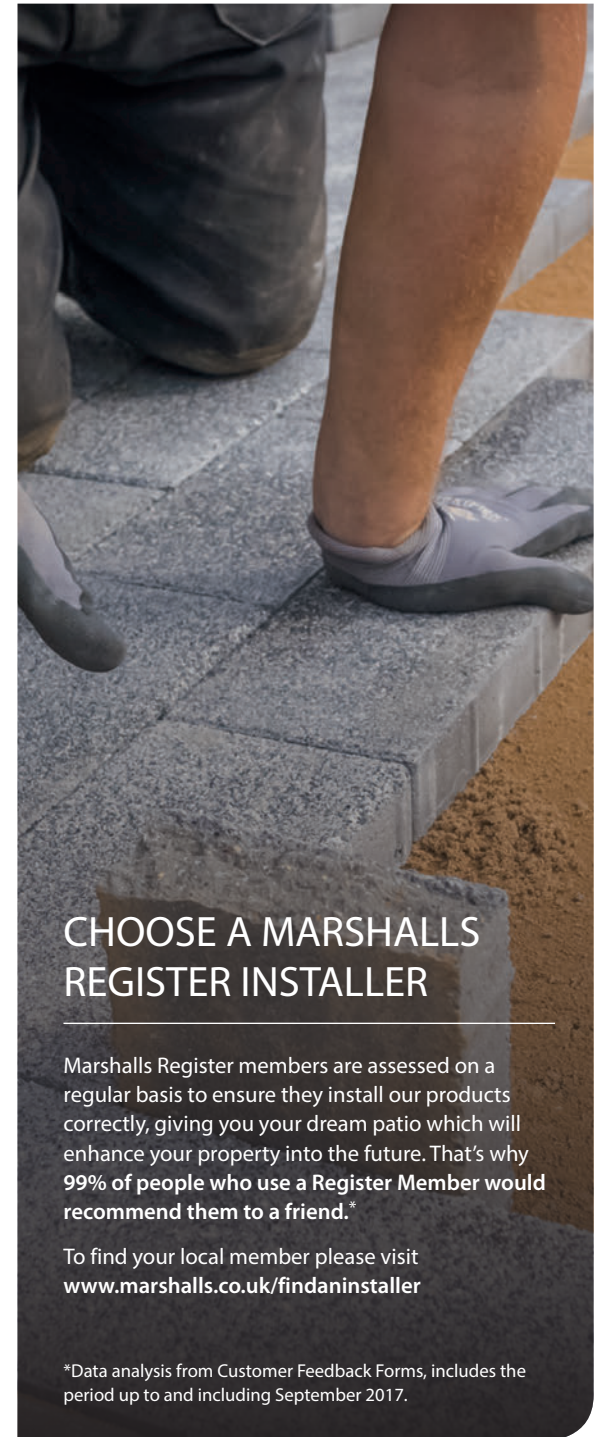
Spot bed pulled through the product

## CHOOSE A MARSHALLS REGISTER INSTALLER

Marshalls Register members are assessed on a regular basis to ensure they install our products correctly, giving you your dream patio which will enhance your property into the future. That's why **99% of people who use a Register Member would recommend them to a friend.\***

To find your local member please visit  
[www.marshalls.co.uk/findaninstaller](http://www.marshalls.co.uk/findaninstaller)

\*Data analysis from Customer Feedback Forms, includes the period up to and including September 2017.





# SHOP BY COLOUR - PAVING

Most people have in mind a colour palette for their project, irrespective of material or texture. Here you can choose your paving products using this useful colour chart grouped by colour tone.

## Key

Also available as:

Borders **B**   Coping **C**   Driveways **D**   Edging **E**   Jumbo **J**   King Size **K**   Linear **L**   Pavers **P**   Steps **S**   Walling **W**

## NATURAL STONE

LAZARO MARBLE, Ocean — p33 **NEW**  
**S**




ANTIQUE ALVERNO, Silver Birch Multi — p47



GRANITE ECLIPSE, Graphite — p45  
**S**



CASARTA SLATE, Silver Grey — p41  
**S**



SYLVERN, Grey — p55 **NEW**



LIMESTONE ALURI, Charcoal — p57




FLAMED NARIAS, Silver Birch Multi — p48



CAPLETON, Manor — p43 **NEW**  
**S P**



CASARTA SLATE, Black — p41  
**S**



GRANITE ECLIPSE, Dark — p45  
**D S**



INDIAN SANDSTONE RIVEN, Grey Multi — p60





RIVEN HARENA, Silver Birch Multi — p50-53  
K



LAZARO MARBLE, Shell — p33  
S



INDIAN SANDSTONE RIVEN, Brown Multi — p60



INDIAN SANDSTONE RIVEN, Buff Multi — p60



ALVANLEY PAVERS, Silver Blend — p49 NEW



TOWNGATE, Grey Multi — p59 NEW



ANTIQUE ALVERNO, Golden Sand Multi — p47



RIVEN HARENA, Autumn Bronze Multi — p50-53  
K



ANTIQUE ALVERNO, Silver Limestone Multi — p47




CHAPELGATE — p39



GRANITE ECLIPSE, Amber — p45  
S



FLAMED NARIAS, Autumn Bronze Multi — p48



GRANITE ECLIPSE, Light — p45  
D S



SCOUTMOOR, Rustic — p31



ANTIQUE ALVERNO, Autumn Bronze Multi — p47




RIVEN HARENA, Golden Sand Multi — p50-53





SAWN VERSURO, Autumn Bronze Multi — p35, 37  
B C J K L S W




SAWN VERSURO, Antique Silver Multi — p35, 37  
B C J K L S W



ALVANLEY PAVERS, Buff Blend — p49 NEW



SYMPHONY VITRIFIED, Black — p63



LIMESTONE ALURI, Rustic Ochre Multi — p57



SAWN VERSURO, Caramel Cream Multi — p35, 37  
B C J K L S W



CAPLETON, Grange — p43 NEW  
S P



SYMPHONY VITRIFIED PLANK, Char — p69  
S



SAWN VERSURO, Golden Sand Multi — p35, 37  
B C J K L S W




TOWNGATE, Brown Multi — p59 NEW



LAZARO MARBLE, Pearl — p33



SYMPHONY TUMBLED, Storm — p71



SCOUTMOOR, Diamond Sawn — p31




TOWNGATE, Buff Multi — p59 NEW




## VITRIFIED PAVING

SYMPHONY VITRIFIED, Dark — p63





SYMPHONY VITRIFIED, Basalt — p67



SYMPHONY VITRIFIED, Copper — p67




SYMPHONY VITRIFIED, Blauw — p63



SYMPHONY URBAN, Stone — p65 NEW



SYMPHONY VITRIFIED, Blue — p63



SYMPHONY NATURAL, Rosso — p67 NEW



SYMPHONY VITRIFIED, Rustic — p63



ARRENTO, Grey — p73




ARRENTO, Black — p73



SYMPHONY NATURAL, Argento — p67 NEW



SYMPHONY VITRIFIED, Grey — p63



SYMPHONY TUMBLED, Smoke — p71



SYMPHONY URBAN, Steel — p65 NEW



ARRENTO, Bronze — p73



SYMPHONY URBAN, Ash — p65 NEW



ARRENTO, Silver — p73





SYMPHONY VITRIFIED PLANK, Cherry — p69



SYMPHONY TUMBLED, Bronze — p71



SYMPHONY VITRIFIED, Umber — p67



SYMPHONY VITRIFIED PLANK, Oak — p69




SYMPHONY TUMBLED, Gold — p71



SYMPHONY VITRIFIED PLANK, Birch — p69



SYMPHONY VITRIFIED, Ecrú — p67




SYMPHONY VITRIFIED, Senna — p67



SYMPHONY VITRIFIED, Buff — p63




SYMPHONY VITRIFIED, Ivory — p67




SYMPHONY VITRIFIED, Barley — p63



ARRENTO, Beige — p73



ARRENTO, Cream — p73



ARGENT, Dark Coarse — p77  
C D E L W



ARGENT, Dark Smooth — p77  
L



# CONCRETE PAVING



HERITAGE, Old Yorkstone — p80  
C



UTILITY, Richmond/Pendle Natural — p89  
PB



WOODSTONE SLEEPER, Dark Brown — p81



SAXON, Mocha — p83



COACH HOUSE, Pennant — p78




ARGENT, Light Smooth — p77  
L




COACH HOUSE, Heathland — p78



PERFECTA, Natural — p86



FIRESTONE, Dusk — p84



ARGENT, Light Coarse — p77  
DELW



ORGANA, Hessian — p75




FIRESTONE, Autumn — p84




WILDWOOD, Oak — p85



HERITAGE, Calder Brown — p79, 80  
C



WOODSTONE SLEEPER, Light Buff — p81



HERITAGE, Weathered Yorkstone — p79  
C





FIRESTONE, Sunrise — p84



TEXTURED UTILITY, Natural — p88

PB



FIRESTONE, Fired York — p84



SAXON, Natural — p83



UTILITY, Richmond/Pendle Buff — p89

PB



HERITAGE, Yorkstone — p79, p80

C



ORGANA, Linen — p75



REGENT, Buff — p87

PB



PERFECTA, Buff — p86



ORGANA, Cotton — p75



TEXTURED UTILITY, Buff — p88

PB



SAXON, Buff — p83



WILDWOOD, Pine — p85



To find your local Register Member please visit  
[www.marshalls.co.uk/findaninstaller](http://www.marshalls.co.uk/findaninstaller)



# NATURAL STONE

AUTHENTIC  
CHARACTER  
& CHARM

Bespoke Service Available - See P170





## Scoutmoor

Rustic

Also shown: Bespoke Stone Coping, Steps and Paving Setts  
Design & Install by Jason Clarke Classic Paving, Cheshire.




# SCOUTMOOR

Premium British Yorkstone



**Scoutmoor**  
Diamond Sawn  
Design & Install By Botanica Garden Design, Wirral



**Diamond Sawn (DS)**

**Rustic (R)**

## Exclusive and Iconic British Yorkstone

Exclusive to Marshalls, sourced from our very own quarry and manufactured at one of our many sites in Britain. This stunning, premium British Yorkstone features in many iconic and prestigious locations across the UK, including Trafalgar Square. Scoutmoor is predominantly blue/grey in colour with sweeping variable brown bands and is available in two finishes; smooth diamond sawn or rustic, with a lightly flamed surface texture for a more traditional reclaimed stone look.

\*Sourced from our very own quarry.

	Sizes mm (nominal)	Length mm	Linear metres per size	m <sup>2</sup> per size	m <sup>2</sup> /pack	Colours	Order Select
18m <sup>2</sup> Project Pack*	600 RL** x 20	300-900	15	9	18*	DS R	✓***
	400 RL** x 20			6			
	200 RL** x 20			3			

\*Project Pack contains a minimum of 18m<sup>2</sup> made up from random length pieces (300-900mm) x width. \*\*RL is abbreviation for Random Length. \*\*\*For Order Select details see p194.

### Complete this look

Steps p166, Walling p148, Borders p174, Bespoke p170

**Visit [Marshalls.co.uk/homeowners](https://www.marshalls.co.uk/homeowners) for more information or to order a sample today**

All products come with specific installation guidelines. See p189 for additional product notes or contact our technical team on 0370 411 2233.



[www.marshalls.co.uk/homeowners](https://www.marshalls.co.uk/homeowners)





**Lazaro Marble**

Ocean & Pearl

Design & Install by Advanced Landscapes, Preston.



# LAZARO MARBLE

## Premium Grade Marble



Lazaro Marble  
Shell



Pearl (P)

Shell (SH)

Ocean (O)

## Classic elegance in iconic marble

This marble paving adds a timeless beauty to properties of any style, with veining and white mottling adding to the charm of this iconic stone. A sawn and gently tumbled finish promotes a subtle non-slip finish, why not indulge with this beautiful classic stone.

	Sizes mm (nominal)	No. items/ pack	No. /m <sup>2</sup>	m <sup>2</sup> /pack	Colours	Order select
12.3m <sup>2</sup> Project Pack	400 x 700 x 30	14	3.6	12.32	P SH O	✓*
	400 x 600 x 30	14	4.2			
	400 x 500 x 30	14	5.0			
	400 x 400 x 30	14	6.3			

\*For Order Select details on Project Packs see p194.

### Complete this look

Steps p166, Walling p148, Borders p174, Bespoke p170

Visit [Marshalls.co.uk/homeowners](https://www.marshalls.co.uk/homeowners) for more information or to order a sample today

All products come with specific installation guidelines. See p189 for additional product notes or contact our technical team on 0370 411 2233.







**Sawn Versuro Jumbo**  
Golden Sand Multi  
Design & Install by Greystone Buildings and Landscaping Ltd, Cheshire.



# SAWN VERSURO JUMBO & KINGSIZE

Ethically Sourced Sandstone



Caramel Cream  
Multi (CCM)

Autumn Bronze  
Multi (ABM)

Antique Silver  
Multi (ASM)

Golden Sand  
Multi (GSM)



## Luxurious oversized paving for the ultimate patio finish

Designed to make a statement in any contemporary garden setting, stunning large plan size Sawn Versuro Jumbo and King Size paving creates an impressive premium finish, for the ultimate in patio style. Extravagantly sized paving hewn from ethically sourced quartzitic sandstone offers technically superior performance as well as precision sawn edges for a clean, sharp finish, with a smooth and finely grained surface providing excellent non-slip characteristics.

Sawn Paving	Sizes mm (nominal)	No. items/pack	No. /m <sup>2</sup>	m <sup>2</sup> /pack	Colours	Order Select
Jumbo Full Packs	1200 x 1200 x 22	8	0.7	11.52	CCM ABM ASM GSM	✓*
King size Full Packs	1250 x 750 x 22	14	1.1	13.1	CCM	
	1000 x 750 x 22	14	1.3	10.5	ABM ASM	
	750 x 750 x 22	16	1.8	9	GSM	

\*For Order Select details on Project Packs see p194.  
Must be installed by professionals with correct lifting equipment.

### Complete this look

Steps p166, Walling p148, Borders p174, Bespoke p170

Visit [Marshalls.co.uk/homeowners](https://www.marshalls.co.uk/homeowners) for more information or to order a sample today

All products come with specific installation guidelines. See p189 for additional product notes or contact our technical team on 0370 411 2233.



£££  
PREMIUM





### Sawn Versuro Paving

Antique Sliver Multi

Also shown: Driveway Setts, Sawn & Tumbled  
Design & Install by PWP Landscapes Ltd, Otley.





**Sawn Versuro Linear**

Golden Sand Multi

Also shown: Edged with Natural Stone Setts, Sawn & Tumbled.

Design & Install by Beesleys Landscapes Ltd, Winsford

# SAWN VERSURO PAVING & LINEAR

Ethically Sourced Sandstone



**Caramel Cream  
Multi (CCM)**

**Autumn Bronze  
Multi (ABM)**

**Antique Silver  
Multi (ASM)**

**Golden Sand  
Multi (GSM)**

## Luxury natural stone with an Innovative finish

Carefully hand selected from the finest Indian sandstone to compliment British homes and gardens. Ethically sourced Sawn Versuro combines aspirational looks and performance with durability and elegance. The Innovative finish given to this range brings the charm and characteristics of the stone to life, whilst also providing excellent non-slip properties.

Sawn Paving	Sizes mm (nominal)	No. items/ pack	No. /m²	m²/pack	Colours	Order Select
Full Packs	845 x 560 x 22	35	2.1	16.6	CCM ABM ASM GSM	✔*
	560 x 560 x 22	60	3.2	18.8		
	560 x 275 x 22	120	6.5	18.5		
11.3m² Project Pack	845 x 560 x 22	10	2.1	11.26		
	560 x 560 x 22	13	3.2			
	560 x 275 x 22	11	6.5			
	275 x 275x 22	10	13.2			
Sawn Linear Paving						
Full Packs	845 x 140 x 22	100	8.5	11.8	CCM ABM ASM GSM	✔*

\*For Order Select details on Project Packs see p194.

### Complete this look

Steps p166, Walling p148, Borders p174, Bespoke p170

**Visit [Marshalls.co.uk/homeowners](https://www.marshalls.co.uk/homeowners) for more information or to order a sample today**

All products come with specific installation guidelines. See p189 for additional product notes or contact our technical team on 0370 411 2233.



**£££  
PREMIUM**









## Ethically sourced sandstone with a traditional reclaimed look

With a traditional riven finish that's been partially polished, Chapelgate offers the look and feel of reclaimed, age worn stone. The inherent colour of the stone has been finished with a colour enhancer to preserve the aged aesthetic.

	Sizes mm (nominal)	No. items/ pack	m <sup>2</sup> /pack	Colours	Order Select
Project Pack	560 x 560 x 22	10	3.14	CG	✓*
	655 x 560 x 22	10	3.67		
	750 x 560 x 22	10	4.20		
	845 x 560 x 22	10	4.7		
	Area per pack		15.71		

\*For Order Select details on Project Packs see p194.

# CHAPELGATE

Ethically Sourced Sandstone



Chapelgate (CG)

### Complete this look

Steps p166, Walling p148, Borders p174, Bespoke p170

**Visit [Marshalls.co.uk/homeowners](https://www.marshalls.co.uk/homeowners) for more information or to order a sample today**

All products come with specific installation guidelines. See p189 for additional product notes or contact our technical team on 0370 411 2233.



**£££**  
PREMIUM





**Casarta Slate**

Silver Grey

Also shown: Sawn Versuro Walling plus Sawn Versuro Paving as coping.  
Design & Install by All Seasons Landscapes, Stockton-on-Tees.






## Premium and contemporary Brazilian Slate

A beautiful larger format, high quality slate from Brazil which imparts a luxurious contemporary look. This naturally clean splitting slate has a gentle riven surface texture and is hand selected for colour consistency. Three large sizes can be laid in a random or regular pattern for an ultra modern look.

# CASARTA SLATE

Ethically Sourced  
Premium Grade Slate



	Sizes mm (nominal)	No. items/ pack	No. /m <sup>2</sup>	m <sup>2</sup> /pack	Colours	Order Select
Full Packs	800 x 800 x 20	25	1.6	16.0	SG B	✓*
	800 x 395 x 20	50	3.2	15.8		
	395 x 395 x 20	100	6.4	15.6		
17.8m <sup>2</sup> Project Pack	600 x 600 x 20	24*	2.8	17.79	SG B	
	600 x 295 x 20	35*	5.6			
	295 x 295 x 20	34*	11.5			

\*For Order Select details on Project Packs see p194.

### Complete this look

Steps p166, Walling p148, Borders p174, Bespoke p170

**Visit [Marshalls.co.uk/homeowners](https://www.marshalls.co.uk/homeowners) for more information or to order a sample today**

All products come with specific installation guidelines. See p189 for additional product notes or contact our technical team on 0370 411 2233.



**£££**  
**PREMIUM**







# CAPLETON **NEW**

Ethically Sourced Limestone

Paving



Grange (G)


Manor (M)

Pavers



Grange (G)

Manor (M)



Capleton Pavers & Bullnose Step  
Manor

## Natural Limestone range with unrivalled warmth and character

The natural variations and inclusions found in this Portuguese Limestone provide unrivalled warmth and character. With coordinating paving, pavers and steps, this range is sure to add a prestigious look and feel to any garden.

	Sizes mm (nominal)	No. items/ pack	m <sup>2</sup> /pack	Colours	Order Select*
Paving Project Packs	500 x 400 x 30	8	12	G M	✓*
	500 x 500 x 30	8			
	500 x 600 x 30	8			
	500 x 700 x 30	8			
	500 x 800 x 30	8			
Pavers	300 x 100 x 30	420	12.6	G M	

\*For Order Select details on Project Packs see p194.

### Complete this look

Steps p166, Walling p148, Borders p174, Bespoke p170

Visit [Marshalls.co.uk/homeowners](https://www.marshalls.co.uk/homeowners) for more information or to order a sample today

All products come with specific installation guidelines. See p189 for additional product notes or contact our technical team on 0370 411 2233.



**£££**  
PREMIUM





## Granite Eclipse

Light

Also shown: Edged with Granite Eclipse/Dark.

Design & Install by McPave North West, Preston.





**Granite Eclipse**  
Amber  
Also shown: Edged with Granite Eclipse/Dark

# GRANITE ECLIPSE®

## Premium Grade Granite



Light (EL)

Dark (ED)

Graphite (GR)

Amber (A)

## Clean cut with a contemporary look

A modern and stylish patio product with a lightly flamed surface texture offering excellent non-slip properties. This fine surfaced granite guarantees precision, durability and consistent good looks. Create a truly bespoke look through blending the wide range of different sizes and complementary colours.

	Sizes mm (nominal)	No. items/ pack	No. /m <sup>2</sup>	m <sup>2</sup> / pack	Colours	Order Select
Full Packs	1206 x 600 x 30*	16	1.4	11.58	EL ED GR A	✓**
	800 x 200 x 25	30	6.3	4.8		
	903 x 600 x 25	25	1.8	13.55		
	600 x 600 x 25	50	2.8	18.0		
	600 x 297 x 25	100	5.6	17.8		
	297 x 297 x 25	100	11.3	8.8	EL, A	
17.9m <sup>2</sup> Project Pack	600 x 600 x 25	24	2.8	17.88	EL ED GR A	
	600 x 297 x 25	35	5.6			
	297 x 297 x 25	34	11.3			

\*Larger sizes should be installed by professionals with correct lifting equipment.

\*\*For Order Select details on Project Packs see p194.

### Complete this look

Steps p166, Walling p148, Borders p174, Bespoke p170

**Visit [Marshalls.co.uk/homeowners](http://Marshalls.co.uk/homeowners) for more information or to order a sample today**

All products come with specific installation guidelines. See p189 for additional product notes or contact our technical team on 0370 411 2233.







Antique Alverno Paving  
Silver Birch Multi  
Also shown: Edged With Drivesett Tegula.  
Walling is Old Mill Brick.



# ANTIQUE ALVERNO

Ethically Sourced Stone



Antique Alverno  
Silver Limestone Multi



Autumn Bronze  
Multi (ABM)

Silver Birch  
Multi (SBM)

Golden Sand  
Multi (GSM)

Silver Limestone  
Multi (SLM)

## Beautiful aged finish for added character

Antique premium quality stone with rich natural colour, designed to add character to any garden. This ethically sourced natural stone is specially processed to achieve a subtly distressed finish with soft, timeworn edges. Carefully hand selected for consistency of natural colour.

	Sizes mm (nominal)	No. items/pack	No. /m²	m²/pack	Colours	Order Select
Antique 15.5m² Project Pack	845 x 560 x 22	4	2.1	15.53	ABM SBM GSM SLM	✓*
	702 x 560 x 22	6	2.5			
	560 x 560 x 22	8	3.2			
	560 x 417 x 22	6	4.3			
	560 x 275 x 22	12	6.5			
	417 x 417 x 22	16	5.8			
	417 x 275 x 22	16	8.7			
	275 x 275 x 22	12	13.2			

\*For Order Select details on Project Packs see p194.

### Complete this look

Steps p166, Walling p148, Borders p174, Bespoke p170

Visit [Marshalls.co.uk/homeowners](https://www.marshalls.co.uk/homeowners) for more information or to order a sample today

All products come with specific installation guidelines. See p189 for additional product notes or contact our technical team on 0370 411 2233.



£££  
PREMIUM






**Flamed Narias**  
Autumn Bronze Multi  
Design & Install by Perfect Paving, Keston.

# FLAMED NARIAS

Ethically Sourced Sandstone



**Autumn Bronze  
Multi (ABM)**

**Silver Birch  
Multi (SBM)**

## Eye-catching and strong natural sandstone

This quality natural sandstone is flame finished to enhance the natural colour found within the stone, which in turn, provides a unique and distinct character. Taken from exceptionally dense sandstone to ensure durability and lasting good looks. Available in two colour shades with a lightly textured surface for non-slip practicality.

	Sizes mm (nominal)	No. items/ pack	No. /m <sup>2</sup>	m <sup>2</sup> /pack	Colours	Order Select
<b>13.5m<sup>2</sup> Project Pack</b>	775 x 450 x 22	12	2.9	13.50	ABM SBM	✓*
	675 x 450 x 22	12	3.3			
	575 x 450 x 22	12	3.9			
	475 x 450 x 22	12	4.7			

\*For Order Select details on Project Packs see p194.

### Complete this look

Steps p166, Walling p148, Borders p174, Bespoke p170

**Visit [Marshalls.co.uk/homeowners](https://www.marshalls.co.uk/homeowners) for more information or to order a sample today**

All products come with specific installation guidelines. See p189 for additional product notes or contact our technical team on 0370 411 2233.



**£££  
PREMIUM**





Alvanley Pavers  
Silver Blend

# ALVANLEY PAVERS

**NEW**

Ethically Sourced Sandstone



Buff Blend (BB)

Silver Blend (SB)

## Endless design capabilities with character and charm

The subtle blend of colour variation and tumbled edges provide these pavers with its character and charm. Designed for patios, paths or for detailing edgings. These pavers offer technically superior performance and provide a unique and luxurious finish to any space.

	Sizes mm (nominal)	No. items/ pack	m <sup>2</sup> /pack	Colours	Order Select
Full Packs	300 x 100 x 22	600	18	BB SB	✓*

\*For Order Select details on Project Packs see p194.

### *Complete this look*

Steps p166, Walling p148, Borders p174, Bespoke p170

**Visit [Marshalls.co.uk/homeowners](https://www.marshalls.co.uk/homeowners) for more information or to order a sample today**

All products come with specific installation guidelines. See p189 for additional product notes or contact our technical team on 0370 411 2233.



**£££  
PREMIUM**





Riven Harena Paving  
Golden Sand Multi

# RIVEN HARENA

Ethically Sourced Sandstone



Golden Sand  
Multi (GSM)

Autumn Bronze  
Multi (ABM)

Silver Birch  
Multi (SBM)

## Hand selected for a consistent colour blend

Superior quality, ethically sourced natural sandstone. This naturally split stone provides a beautiful riven surface adding texture and character to your patio. Available in three subtle shades, hand selected for colour purity and consistency, with tapered hand finished edges, with a variety of shapes available, this range offers a wealth of creativity.

	Sizes mm (nominal)	No. items/ pack	No. / m <sup>2</sup>	m <sup>2</sup> / pack	Colours	Order Select
Full Packs	1130 x 560 x 22	30		18.98	GSM ABM SBM	✓*
15.2m <sup>2</sup> Project Pack	845 x 560 x 22	15	7.1	15.25	GSM ABM SBM	✓*
	560 x 560 x 22	15	4.7			
	560 x 275 x 22	15	2.3			
	275 x 275 x 22	15	1.1			

\*For Order Select details on Project Packs see p194.

### Complete this look

Steps p166, Walling p148, Borders p174, Bespoke p170

Visit [Marshalls.co.uk/homeowners](https://www.marshalls.co.uk/homeowners) for more  
information or to order a sample today

All products come with specific installation guidelines. See p189 for  
additional product notes or contact our technical team on 0370 411 2233.



££  
MID RANGE



**NEW**

# RIVEN HARENA CIRCLE & LINEAR

Ethically Sourced Sandstone

Coordinating  
shapes adding  
originality  
to design

All the amazing features of  
Riven Harena paving in a  
modern circle or linear plank.  
Perfect option for creating a  
unique design with style.



Golden Sand  
Multi (GSM)

Autumn Bronze  
Multi (ABM)

Silver Birch  
Multi (SBM)



Riven Harena & Linear  
Autumn Bronze Multi

2.84m diameter Circle	Size mm (nominal)	No. item /pack	m <sup>2</sup> /pack	Colours	Order Select
2 Ring Circle Pack Centre Stone, 1st Ring	16	16 per pattern 4 patterns/pack	10.64	GSM ABM SBM	✓**
Corner Infill Squaring-off Kits	4 x 5 items*	10	1.15		
Linear Project Pack <b>NEW</b>	1200 x 200 x 22 1200 x 300 x 22	25 25	15		

\*See p189 Notes page, Circle diagram.

\*\*For order select details on project packs see p194.

*Complete this look*

Steps p166, Walling p148, Borders p174, Bespoke p170

Visit [Marshalls.co.uk/homeowners](https://www.marshalls.co.uk/homeowners) for more  
information or to order a sample today

All products come with specific installation guidelines. See p189 for  
additional product notes or contact our technical team on 0370 411 2233.



££  
MID RANGE





**Riven Harena Kaleidoscope**

Autumn Bronze Multi

Install by Traquair Paving Restoration & Installation Company Ltd, Edinburgh.



# RIVEN HARENA KALEIDOSCOPE

Ethically Sourced Sandstone

## A modern take on a traditional classic

With all the charm of Riven Harena, this extension to the range offers a next generation of 'crazy' paving. Creating a random looking natural stone patio design, that actually follows a set laying pattern for an easy but effective alternative design. See [marshalls.co.uk](http://marshalls.co.uk) for a selection of laying patterns.

Kaleidoscope Paving Pack*	Size mm (nominal)	No. item /pack	m <sup>2</sup> /pack	Colours	Order Select
Riven Harena - Kaleidoscope Paving	various x 22	16 per pattern 4 patterns/ pack	10.64	ABM SBM	✓**
Riven Harena - Kaleidoscope Squaring Off Kit	various x 22	10	1.15		

\*Packs contain a Laying Pattern or Download from website, see below.

\*\*For order select details on project packs see p194.



Autumn Bronze  
Multi (ABM)

Silver Birch  
Multi (SBM)

### Complete this look

Steps p166, Walling p148, Borders p174, Bespoke p170

**Visit [marshalls.co.uk/homeowners](http://marshalls.co.uk/homeowners) for more information or to order a sample today**

All products come with specific installation guidelines. See p189 for additional product notes or contact our technical team on 0370 411 2233.



££  
MID RANGE







SYLVERN **NEW**

Ethically Sourced Limestone



## Unique colour variation and character

This superb, durable Limestone provides a warm grey colour variation and a unique character that can only be found in natural stone.

The naturally split surface of this stone is subject to a secondary process that provides an attractive clean finish, this coupled with crisp sawn edges is what lends this product to both traditional and contemporary designs.

	Size mm (nominal)	No. item /pack	m²/pack	Order Select
Sylvern	845 x 560 x 22	25	11.83	✓*
	560 x 560 x 22	50	15.68	
	560 x 275 x 22	100	15.4	
	275 x 275 x 22	100	7.56	
4 Size project pack	845 x 560 x 22	15	15.25	
	560 x 560 x 22	15		
	560 x 275 x 22	15		
	275 x 275 x 22	15		

\*For Order Select details on Project Packs see p194.

### Complete this look

Steps p166, Walling p148, Borders p174, Bespoke p170

**Visit [Marshalls.co.uk/homeowners](https://www.marshalls.co.uk/homeowners) for more information or to order a sample today**

All products come with specific installation guidelines. See p189 for additional product notes or contact our technical team on 0370 411 2233.



**££**  
MID RANGE



[www.marshalls.co.uk/homeowners](https://www.marshalls.co.uk/homeowners)





**Limestone Aluri Paving**  
Charcoal

Also shown: Edged with Drivesett Kerb,  
Natural Stone Setts Sawn & Tumbled.



# LIMESTONE ALURI

## Premium Grade Limestone



### Limestone Aluri Paving

Rustic Ochre Multi

Design & Install by PJB Groundworks Ltd. Darlington.



Rustic Ochre  
Multi (ROM)

Charcoal (CL)

## Naturally textured limestone

The beautiful, natural texture of ethically sourced Limestone Aluri creates a truly unique finish in any setting. The inherent characteristics and veining in Limestone Aluri creates stunning individual character. Available in two striking colourways.

	Sizes mm (nominal)	No. items/ pack	No. /m <sup>2</sup>	m <sup>2</sup> / pack	Colours	Order Select
Full Packs	845 x 560 x 22	35	2.1	16.56	CL	
	560 x 560 x 22	60	3.2	18.82		
11.2m <sup>2</sup> Project Pack	845 x 560 x 22/25*	9	2.1	11.25	ROM CL	✓**
	560 x 560 x 22/25*	8	3.2			
	560 x 417 x 22/25*	10	4.3			
	560 x 275 x 22/25*	10	6.5			
	275 x 275 x 22/25*	8	13.2			

\*Please note, Charcoal Limestone is calibrated to 22mm thickness and Rustic Ochre Multi is calibrated to 25mm. \*\*For Order Select details on Project Packs see p194.

### Complete this look

Steps p166, Walling p148, Borders p174, Bespoke p170

Visit [Marshalls.co.uk/homeowners](https://www.marshalls.co.uk/homeowners) for more  
information or to order a sample today

All products come with specific installation guidelines. See p190 for  
additional product notes or contact our technical team on 0370 411 2233.



££  
MID RANGE







Towngate  
Brown Multi






# TOWNGATE NEW

Ethically Sourced Sawn Sandstone

## A value range with the charm and character of natural stone

This value range of sawn sandstone still provides the charm and character of natural stone, ethically sourced and covered by the Marshalls Stone Standard. Unlike more premium ranges of Marshalls stone Towngate is loosely colour selected, resulting in a more random colour variation once installed.

	Sizes mm (nominal)	No. items/ pack	m <sup>2</sup> /pack	Colours	Order Select
Project packs	845 x 560 x 22	10	11.26	GM BM BRM	
	560 x 560 x 22	13			
	560 x 275 x 22	11			
	275 x 275 x 22	10			



Brown Multi (BRM)

Buff Multi (BM)

Grey Multi (GM)

### Complete this look

Steps p166, Walling p148, Borders p174, Bespoke p170

**Visit [Marshalls.co.uk/homeowners](https://www.marshalls.co.uk/homeowners) for more information or to order a sample today**

All products come with specific installation guidelines. See p190 for additional product notes or contact our technical team on 0370 411 2233.



**££**  
MID RANGE





Indian Sandstone Riven  
Buff Multi

# INDIAN SANDSTONE RIVEN

## Paving



Grey Multi (GM)

Buff Multi (BM)

Brown Multi (BRM)

## Value sandstone paving

Our ethically sourced basic Indian Sandstone is a budget range of natural stone with a calibrated thickness. Whilst the colour blend is more random, it still has the charm of natural stone at an affordable price. Be creative with this product to design a unique look, mix paving with circle options and a choice of two surface textures, riven or sawn.

	Sizes mm (nominal)	No. items/ pack	No./ m <sup>2</sup>	m <sup>2</sup> /pack	Colours
Standard Indian Sandstone Full Packs					
Calibrated 22mm Thickness	845 x 560	37	2.1	17.5	GM BM BRM
	560 x 560	64	3.2	20.1	
	560 x 275	128	6.5	19.7	
	275 x 275	128	13.2	9.7	

### Standard Indian Sandstone – Calibrated 22mm

15m <sup>2</sup> Project Pack*	845 x 560	12	15.23	2.1	GM BM BRM
	560 x 560	12		3.2	
	560 x 417	12		4.3	
	560 x 275	13		6.5	
	275 x 275	13		13.2	

	Sizes mm (nominal)	No. items/ pack	m <sup>2</sup> /pack	Colours
--	--------------------	-----------------	----------------------	---------

### 2 Ring Circle Pack

Calibrated	2840 dia	37*	6.3	GM BM BRM
------------	----------	-----	-----	-----------------

\*1 centre stone, 12 inner ring, 24 outer ring.

### Complete this look

Steps p166, Walling p148, Borders p174, Bespoke p170

Visit [Marshalls.co.uk/homeowners](https://www.marshalls.co.uk/homeowners) for more information or to order a sample today

All products come with specific installation guidelines. See p190 for additional product notes or contact our technical team on 0370 411 2233.



££  
MID RANGE





# VITRIFIED PAVING

SERIOUSLY LOW  
MAINTENANCE





## SYMPHONY Classic

Barley

Also shown: Feature band and Pathway in SYMPHONY Plank.

Top border, Natural Stone Setts, Sawn & Tumbled.

Design & Install by Garden TLC, Oldham.





### SYMPHONY™ Classic

Blue

Also shown: Feature band and walls Sawn Versuro Linear Paving.  
Design & Install by Branching Out Landscapes, Rochdale.

## The original vitrified paving collection

High fidelity production provides all the advantages of a low maintenance paving with eye-catching elegance and contemporary designs that feature aesthetic patterns and textures. The vitrified process ensures reduced water absorption, less staining and cleaning underpinned with tough long lasting performance.

Vitrified Paving	Sizes mm (nominal)	Quantity	m <sup>2</sup> /pack	Colours	Order Select
Single Size Pack	600 x 600 x 20	64	23.04	SBY, SB, SR, SG, SD, SBW, SBL, SBK	✓*
	400 x 800 x 20	48	15.36	SBY, SB, SR, SBK	
	800 x 800 x 20	26	16.64	SB, SG, SBK	
	600 x 1200 x 20	26	18.72	SBY, SBW, SBL, SD	

### Project Packs

Beta	400 x 400 x 20	15	16.16	SB, SR, SG, SBK
	400 x 800 x 20	15		
	800 x 800 x 20	14		
Delta	400 x 200 x 20	12	16.16	SBY, SD
	400 x 400 x 20	18		
	400 x 600 x 20	22		
	400 x 800 x 20	22		
Sigma	300 x 300 x 20	19	16.89	SBW, SBL
	300 x 600 x 20	9		
	600 x 600 x 20	18		
	600 x 900 x 20	13		

To simplify installation, the correct amount of jointing compound is provided on all full pack orders of Symphony products.

\*For Order Select details on Project Packs see p194.

# SYMPHONY™ CLASSIC

Vitrified Paving



Barley (SBY)

Buff (SB)

Rustic (SR)

Grey (SG)

Dark (SD)

Blauw (SBW)

Blue (SBL)

Black (SBK)

### Complete this look

Steps p166, Walling p148, Borders p174

Visit [Marshalls.co.uk/homeowners](https://www.marshalls.co.uk/homeowners) for more information or to order a sample today

All products come with specific installation guidelines. See p190 for additional product notes or contact our technical team on 0370 411 2233.



£££  
PREMIUM



[www.marshalls.co.uk/homeowners](https://www.marshalls.co.uk/homeowners)





**SYMPHONY Urban**  
Ash, with SYMPHONY Plank border.






**SYMPHONY Urban**  
Ash, with SYMPHONY Plank border

# SYMPHONY™ NEW URBAN

Vitrified Paving



Stone (SSN)

Ash (SA)

Steel (SSL)

## A new collection of contemporary vitrified products

The Symphony Urban range is designed to create an industrial and contemporary look, marrying modern design and sizes alongside the benefits of our classic vitrified paving.

Urban guarantees to provide a wow factor wherever it is used.

	Sizes mm (nominal)	No. items/ pack	No. /m <sup>2</sup>	m <sup>2</sup> /pack	Colours	Order Select
<b>Full Packs</b>	800 x 800 x 20	26	1.6	16.64	SSN SA SSL	✓*

\*For Order Select details on Project Packs see p194.

### Complete this look

Steps p166, Walling p148, Borders p174

**Visit [Marshalls.co.uk/homeowners](https://www.marshalls.co.uk/homeowners) for more information or to order a sample today**

All products come with specific installation guidelines. See p190 for additional product notes or contact our technical team on 0370 411 2233.



**£££**  
**PREMIUM**



[www.marshalls.co.uk/homeowners](https://www.marshalls.co.uk/homeowners)





## SYMPHONY Natural

Ivory

Also shown: Edged with Eclipse Granite Paving.

Design & Install by Stonecraft Landscape & Design, Ballam Oaks.





## Capturing the characteristics of natural stone

The Symphony Natural range offers designs that capture characteristics of natural stones that are not suitable for the UK market, being replicated in Vitrified mean they deliver superb performance. Seanna, Umber and Ivory offer subtle travertine mottling and veining, whilst Ecu exudes the luxury soft warmth of limestone. Copper allows Marshalls to continue to supply a stunning Chinese style slate. Argento and Rosso provides a robust porphyry styling with rustic colours and a distinctive sparkle that shimmers in the sunlight.

### Complete this look

Steps p166, Walling p148, Borders p174

Vitrified Paving	Sizes mm (nominal)	Quantity	m <sup>2</sup> /pack	Colours	Order Select
Single Size Pack	600 x 600 x 20	64	23.04	SS, SU, SE, SI, SC, SBT	✓*
	600 x 900 x 20	40	21.60	SS, SU	
	600 x 1200 x 20	26	18.72	SE, SI, SC, SBT	
	800 x 400 x 20	48	15.36	SRO, SA	

#### Project Packs

Sigma	300 x 300 x 20	19	16.89	SS, SU, SE, SC, SI, SBT
	300 x 600 x 20	9		
	600 x 600 x 20	18		
	600 x 900 x 20	13		

To simplify installation, the correct amount of jointing compound is provided on all full pack orders of Symphony products.

\*For Order Select details on Project Packs see p194.

# SYMPHONY™ NATURAL

## Vitrified Paving



Seanna (SS)

Umber (SU)

Ecu (SE)

Ivory (SI)

Basalt (SBT)

Copper (SC)

Argento (SA)

**NEW**

Rosso (SRO)

**NEW**



www.marshalls.co.uk/homeowners

Visit [Marshalls.co.uk/homeowners](https://www.marshalls.co.uk/homeowners) for more information or to order a sample today

All products come with specific installation guidelines. See p190 for additional product notes or contact our technical team on 0370 411 2233.



**£££**  
PREMIUM





**SYMPHONY Planks**

Birch

Also shown: Always Green, Village Green.

Design & Install by Outdoor Life landscapes, Portsmouth.





**SYMPHONY™ Planks**  
Cherry  
Also shown: SYMPHONY Classic.

# SYMPHONY™ PLANKS

**NEW  
SIZE**

Vitrified Paving



Birch (SBI)

Cherry (SCH)

Char (SCA)

Oak (SO)

## A soft wooden plank look, that's serious about low maintenance

All the aesthetic benefits of wood planking with none of the associated performance issues, Symphony Plank Paving will not rot or splinter. Excellent anti-slip performance, and reduced opportunities for moss and algae growth offer a long lasting, attractive and natural solution that is now available in two sizes.

Vitrified Paving	Sizes mm (nominal)	Quantity (per pack)	m <sup>2</sup> /pack (per pack)	Colours	Order Select
Single Size Pack	1200 x 300 x 20	48	17.28	SBI SCH SCA SO	✓*
<b>NEW</b> Single Size Pack	1200 x 200 x 20	90	21.6		

To simplify installation, the correct amount of jointing compound is provided on all full pack orders of Symphony products.

\*For Order Select details on Project Packs see p194.

### Complete this look

Steps p166, Walling p148, Borders p174

**Visit [Marshalls.co.uk/homeowners](https://www.marshalls.co.uk/homeowners) for more information or to order a sample today**

All products come with specific installation guidelines. See p190 for additional product notes or contact our technical team on 0370 411 2233.



**£££  
PREMIUM**



[www.marshalls.co.uk/homeowners](https://www.marshalls.co.uk/homeowners)





SYMPHONY Tumbled  
Smoke





SYMPHONY Tumbled  
Argento

# SYMPHONY™ TUMBLED

Vitrified Paving

## A softer, timeless look to your patio

Designed to create a natural and stylish finish together with all the benefits of lower water absorption, reduced staining and low maintenance, underpinned by outstanding performance. The single size flags feature a distressed edge to give an aged appearance and provide a softer timeless look to any project.

Vitrified Paving	Sizes mm (nominal)	Quantity (per pack)	m <sup>2</sup> /pack (per pack)	Colours	Order Select
Single Size Pack	800 x 400 x 20	48	15.36	SGO SBR SSM SST SRO SA	✓*

To simplify installation, the correct amount of jointing compound is provided on all full pack orders of Symphony products.

\*For Order Select details on Project Packs see p194.

### Complete this look

Steps p166, Walling p148, Borders p174



Gold (SGO)

Bronze (SBR)

Smoke (SSM)

Storm (SST)

Argento (SA)  
**NEW**

Rosso (SRO)  
**NEW**

**Visit [Marshalls.co.uk/homeowners](https://www.marshalls.co.uk/homeowners) for more information or to order a sample today**

All products come with specific installation guidelines. See p190 for additional product notes or contact our technical team on 0370 411 2233.



**£££  
PREMIUM**








**Arrento**

Beige

Also shown: Edged with Sawn Versuro Bullnose  
Step Edging/Golden Sand Multi.

# ARRENTO

## Vitrified Paving



Cream (CM)

Beige (BG)

Bronze (BZ)

Silver (SV)

Grey (GR)

Black (BK)

## Stylish low maintenance indoor and outdoor choice

This high-end stylish paving exhibits class leading strength and technical ability beneath its elegant designs. Arrento vitrified paving is exceedingly practical requiring minimal maintenance as it absorbs little or no moisture, offering few opportunities for moss and algae growth. Ideal in a variety of settings.

Vitrified Paving	Sizes mm (nominal)	Quantity	m <sup>2</sup> /pack	Colours	Order Select
Project Pack	600 x 600 x 20	24	15.12	CM, BG, BZ, SV, GR, BK	
	600 x 300 x 20	24			
	300 x 300 x 20	24			
Single Size Pack	600 x 600 x 20	64	23.04		

\*For Order Select details on Project Packs see p194.

### Complete this look

Steps p166, Walling p148, Borders p174

**Visit [Marshall's.co.uk/homeowners](http://Marshall's.co.uk/homeowners) for more information or to order a sample today**

All products come with specific installation guidelines. See p190 for additional product notes or contact our technical team on 0370 411 2233.



**££**  
MID RANGE





# CONCRETE PAVING

MANUFACTURED FOR  
LONG LASTING LOOKS



ORGANA®

Paving



Cotton (C)

Hessian (HES)

Linen (LIN)



Organa Paving  
Cotton

Edged with Eclipse Granite Plank, Stoneface Drystack Veneer Walling

## Soft colour with a natural style

Inspired by nature and the great outdoors, this paving has an attractively riven surface finish designed to complement modern landscaping design. Available in a subtle colour palette ranging from light to dark cream, with a rich natural tone.

	Sizes mm (nominal)	Quantity (per pack)	m <sup>2</sup> /pack (per pack)	Colours	Order Select
Paving	600 x 600 x 35	30	10.8	C	✓*
	450 x 450 x 35	60	12.2	HES LIN	

\*For Order Select details on Project Packs see p194.

### Complete this look

Steps p166, Walling p148, Borders p174

Visit [Marshalls.co.uk/homeowners](https://www.marshalls.co.uk/homeowners) for more  
information or to order a sample today

All products come with specific installation guidelines. See p190 for  
additional product notes or contact our technical team on 0370 411 2233.



£££  
PREMIUM





**Argent Paving**  
Smooth Light

Also shown: Argent Walling and Coping, Dark. Granite Eclipse Bullnose Steps. Always Green Artificial Grass



## ARGENT®

## Paving



Smooth Light (LT)

Coarse Light (LT)

Smooth Dark (DK)

Coarse Dark (DK)

## Stylish granite alternative with Premium grade aggregates

Contemporary chic paving that brings together an attractive blend of high quality granite aggregates to create a smart, sophisticated and modern finish. Ideal for creating a host of geometric patio patterns, with a full range of coordinating hard landscaping products for the perfect finish.

	Sizes mm (nominal)	No. items/ pack	No. /m <sup>2</sup>	m <sup>2</sup> /pack	Colours	Order Select
Smooth & Coarse	400 x 400 x 38	60	6.3	9.6	LT DK	✓*
	450 x 450 x 38	56	4.9	11.3		
	200 x 600 x 38	25	8.3	3.0		
	450 x 600 x 38	25	3.7	6.8		
	600 x 600 x 38	25	2.8	9.0		

\*For Order Select details on Project Packs see p194.

### Complete this look

Steps p166, Walling p148, Borders p174

**Visit [Marshalls.co.uk/homeowners](https://www.marshalls.co.uk/homeowners) for more information or to order a sample today**

All products come with specific installation guidelines. See p190 for additional product notes or contact our technical team on 0370 411 2233.



**£££**  
PREMIUM



[www.marshalls.co.uk/homeowners](https://www.marshalls.co.uk/homeowners)





Coach House Paving  
Pennant  
Also shown: Edging/Tegula Kerb/Traditional.

# COACH HOUSE®

## Paving



Heathland (HL)

Pennant (P)

## Traditional aged Yorkstone aesthetic

Cast from genuine reclaimed Yorkstone flagstone with a range of face profiles for an authentic aged and weathered look.

	Sizes mm (nominal)	No. items/pack	m <sup>2</sup> /pack	Colours	Order Select
Project Pack 9.7m <sup>2</sup>	900 x 600 x 35	6	9.7	HL P	✓*
	600 x 600 x 35	12			
	600 x 300 x 35	6			
	300 x 300 x 35	12			

\*For Order Select details on Project Packs see p194.

### Complete this look

Steps p166, Walling p148, Borders p174

**Visit [Marshalls.co.uk/homeowners](https://www.marshalls.co.uk/homeowners) for more information or to order a sample today**

All products come with specific installation guidelines. See p190 for additional product notes or contact our technical team on 0370 411 2233.





## HERITAGE®

## Paving



Calder Brown (CB)

Yorkstone (Y)

Old Yorkstone (OY)

Weathered  
Yorkstone (WYS)Heritage Paving & Coping  
Yorkstone

## Elegant riven sandstone alternative

Heritage is cast from split stone flags with mason fettled edges. Versatile and elegant, Heritage offers a popular and attractive paving choice. With a natural riven look and a choice of colours and accessories designed to complement every garden space.

	Sizes mm (nominal)	No. items/ pack	No. /m <sup>2</sup>	m <sup>2</sup> /pack	Colours	Order Select
Paving	600 x 600 x 38	22	2.8	7.9	CB Y OY WYS	✓*
	600 x 450 x 38	22	3.7	5.9		
	600 x 300 x 38	44	5.6	7.9		
	450 x 450 x 38	44	4.9	8.9		
	300 x 300 x 38	44	11.1	4.0		

\*For Order Select details on Project Packs see p194.

### Complete this look

Steps p166, Walling p148, Borders p174

**Visit [Marshall's.co.uk/homeowners](http://Marshall's.co.uk/homeowners) for more  
information or to order a sample today**

All products come with specific installation guidelines. See p190 for additional product notes or contact our technical team on 0370 411 2233.



**£££**  
PREMIUM



[www.marshall's.co.uk/homeowners](http://www.marshall's.co.uk/homeowners)





Heritage Circle Paving  
Yorkstone  
Also shown: Heritage Paving

# HERITAGE® CIRCLE

## Paving



Calder Brown (CB)

Yorkstone (Y)

Old Yorkstone (OY)

## Coordinating shapes adding originality to design

All the amazing features of Heritage paving in a modern circle. Perfect for creating a unique design with style.

	Sizes mm (nominal)	No. items/ pack	Colours	Order Select
<b>Circles</b>				
2 Ring Circle Pack	Centre Stone, 1st ring & 2nd ring	25	CB Y OY	✓*

\*For Order Select details on Project Packs see p194.

### Complete this look

Steps p166, Walling p148, Borders p174

**Visit [Marshalls.co.uk/homeowners](https://www.marshalls.co.uk/homeowners) for more information or to order a sample today**

All products come with specific installation guidelines. See p190 for additional product notes or contact our technical team on 0370 411 2233.




**£££**  
PREMIUM



# WOODSTONE®

## Sleeper



Light Buff (LB)

Dark Brown (DB)

Woodstone® Sleepers  
Dark Brown

## All the beauty of real wood replicated in durable concrete

Realistic looking sleepers combining all the aesthetic and textural advantages of wood, with the durability and practicality of concrete for reduced maintenance requirements.

	Sizes mm (nominal)	No. items/pack	No. /m²	m²/pack	Colours	Order Select
Woodstone Sleepers	800 x 200 x 40	24	6.3	3.8	LB, DB	✓*

\*For Order Select details on Project Packs see p194.

### Complete this look

Steps p166, Walling p148, Borders p174

**Visit [Marshalls.co.uk/homeowners](https://www.marshalls.co.uk/homeowners) for more information or to order a sample today**

All products come with specific installation guidelines. See p190 for additional product notes or contact our technical team on 0370 411 2233.



**£££**  
PREMIUM









SAXON®

Paving



Saxon® Paving

Natural

Also shown: Edged with Drivesett Argent

Design by Onkar Nandra &amp; install by Central Drives, Rugeley, Staffs.



Buff (B)

Natural (N)

Mocha (M)

## A trusted favourite for everyday living

Saxon has a distinctive textured finish, providing a practical, non-slip surface popular with families for safety and performance. Matching edges are available to achieve an attractive and coordinated end result.

	Sizes mm (nominal)	No. items/ pack	No. /m <sup>2</sup>	m <sup>2</sup> /pack	Colours	Order Select
Paving	600 x 600 x 35	30	2.8	10.8	B N M	✓**
	600 x 300 x 35	30	5.6	5.4		
	450 x 450 x 35	60	4.9	12.2		
	300 x 300 x 35	60	11.1	5.4		

\*Available in Mocha only.

\*\*For Order Select details on Project Packs see p194.

**Complete this look**

Steps p166, Walling p148, Borders p174

**Visit [Marshalls.co.uk/homeowners](https://www.marshalls.co.uk/homeowners) for more information or to order a sample today**

All products come with specific installation guidelines. See p190 for additional product notes or contact our technical team on 0370 411 2233.

kg  
CO<sub>2</sub>/M<sup>2</sup>

MADE IN  
BRITAIN

££  
MID RANGE



[www.marshalls.co.uk/homeowners](https://www.marshalls.co.uk/homeowners)





Firedstone Paving  
Autumn

# FIREDSTONE®

## Paving



Fired York (FY)  
Dusk (D)  
Sunrise (S)  
Autumn (A)

## Traditional style in a range of colours

Stylish and versatile paving, moulded from original flame treated and hand crafted flagstones. With an attractive colour palette and a light, tactile texture, Firedstone is designed to brighten and enhance even the shadiest of garden spaces.

	Sizes mm (nominal)	No. items per pack	No./m²	m²/pack	Colours	Order Select
Single Size Pack	600 x 600 x 38	22	2.8	7.9	FY	✓*
	600 x 300 x 38	44	5.6	7.9	D	
	300 x 300 x 38	44	11.1	4.0	S	
5m² Project Pack	600 x 600 x 38	8		5	A	
	600 x 300 x 38	10			FY	
	300 x 300 x 38	4			D	

\*For Order Select details on Project Packs see p194.

### Complete this look

Steps p166, Walling p148, Borders p174

Visit [Marshalls.co.uk/homeowners](https://www.marshalls.co.uk/homeowners) for more information or to order a sample today

All products come with specific installation guidelines. See p190 for additional product notes or contact our technical team on 0370 411 2233.



££  
MID RANGE



# WILDWOOD®

## Paving



Pine (P)

Oak (O)



**Wildwood Paving**

Pine

Also shown: Drivesett Tegula.

Design & Install by Paving Creations, Mirfield.

## Distinctive terrazzo finish

Softly textured yet hardwearing with distinctive exposed natural stone aggregates, available in two attractive and natural shades. Wildwood provides a lightly polished terrazzo look, offering excellent anti-slip performance.

	Sizes mm (nominal)	No. items/ pack	No. /m²	m²/pack	Colours	Order Select
Paving	450 x 600 x 35	30	3.7	8.1	P	✓*
	450 x 450 x 35	60	4.9	12.15	O	

\*For Order Select details on Project Packs see p194.

**Complete this look**

Steps p166, Walling p148, Borders p174

**Visit [Marshalls.co.uk/homeowners](https://www.marshalls.co.uk/homeowners) for more information or to order a sample today**

All products come with specific installation guidelines. See p190 for additional product notes or contact our technical team on 0370 411 2233.



**££**  
MID RANGE





**Perfecta Paving**  
Buff  
Design & Install by Exotic Landscapes Ltd, Bracknell.

# PERFECTA®

## Paving



Natural (N)

Buff (B)

## Authentic ground aggregates for a smooth finish

Offering a smooth, ground terrazzo look at an affordable price, Perfecta is designed to complement all property styles, featuring visible Yorkstone aggregates with a smooth finish.

	Sizes mm (nominal)	No. items/ pack	No. /m <sup>2</sup>	m <sup>2</sup> /pack	Colours	Order Select
Paving	450 x 450 x 35	60	4.9	12.2	N B	✓*
	600 x 600 x 35	30	2.8	10.8		

\*For Order Select details on Project Packs see p194.

### Complete this look

Steps p166, Walling p148, Borders p174

**Visit [Marshalls.co.uk/homeowners](https://www.marshalls.co.uk/homeowners) for more information or to order a sample today**

All products come with specific installation guidelines. See p190 for additional product notes or contact our technical team on 0370 411 2233.



**££**  
MID RANGE





Regent Paving  
Buff  
Also shown: Drivesett Tegula.

# REGENT®

## Paving



Buff (B)

## Traditional and practical riven look

Offering an attractive riven look at an affordable price, Regent paving is a hardwearing basic paving that offers a slightly more attractive look than basic utility products.

	Sizes mm (nominal)	No. items/ pack	No. /m <sup>2</sup>	m <sup>2</sup> /pack	Colour	Order Select
Paving	600 x 600 x 38	30	2.8	10.8	B	✓*
	600 x 300 x 38	30	5.6	5.4		
	300 x 300 x 38	60	11.1	5.4		

\*For Order Select details on Project Packs see p194.

### Complete this look

Steps p166, Walling p148, Borders p174

**Visit [Marshall's.co.uk/homeowners](http://Marshall's.co.uk/homeowners) for more  
information or to order a sample today**

All products come with specific installation guidelines. See p190 for additional product notes or contact our technical team on 0370 411 2233.

1kg  
CO<sub>2</sub>/M<sup>2</sup>

MADE IN  
BRITAIN

£  
STANDARD





# TEXTURED UTILITY

Paving



Buff (B)

Natural (N)

## Practical option for basic areas

The ideal budget choice for utility areas around the home. This budget choice is hardwearing with a slight textured finish to add character.

	Sizes mm (nominal)	No. items/ pack	No. /m²*	m²/pack	Colours
Paving	450 x 450 x 32	64	4.9	13.0	B N

\*Assumes nominal 10mm joint width.

**Visit [Marshalls.co.uk/homeowners](https://www.marshalls.co.uk/homeowners) for more information or to order a sample today**

All products come with specific installation guidelines. See p190 for additional product notes or contact our technical team on 0370 411 2233.




£  
STANDARD



# UTILITY

## Paving



Richmond,  
Buff (B)

Pendle,  
Buff (B)

Richmond,  
Natural (N)

Pendle,  
Natural (N)



Utility Paving  
Pendle, Buff

## No nonsense basic paving

Utility paving offers a hardwearing and effective solution when a basic paver is all that is required. Available in two surface finishes; Pendle is riven, whilst Richmond is flat. Not suitable for decorative areas for example patios.

	Sizes mm (nominal)	No. items/pack	No. /m <sup>2</sup> *	Colours
Richmond	450 x 450 x 32	60	4.7	N B
	600 x 600 x 38	25	2.7	N B
Pendle	450 x 450 x 32	60	4.7	N B
	600 x 600 x 38	25	2.7	N B

\*Assumes nominal 10mm joint width.

**Visit [Marshalls.co.uk/homeowners](https://www.marshalls.co.uk/homeowners) for more information or to order a sample today**

All products come with specific installation guidelines. See p190 for additional product notes or contact our technical team on 0370 411 2233.

