



GARDENS & DRIVEWAYS COLLECTION 2019/20



Marshall's

Creating Better Spaces

CONTENTS

INSPIRATION

- 4 Creating Better Spaces
- 5 How to start your new project
- 6 Marshalls Register of Accredited installers
- 8 Let Marshalls inspire you
- 9 80/20 Materials v Cost
- 10 Setting the Standards
- 12 Marshalls Home Delivery Service

ARTIFICIAL GRASS

- 13 ALWAYS GREEN™ Introduction
- 17 Summer Lawn
- 18 Village Green
- 19 Playing Fields

GARDEN PAVING

- 21 Paving Introduction
- 22 Shop by colour
- NATURAL STONE**
- 30 Scoutmoor
- 32 Lazaro Marble
- 34 Sawn Versuro Jumbo & King Size
- 36 Sawn Versuro Paving & Linear
- 38 Chapelgate
- 40 Casarta Slate
- 42 Capleton **NEW**
- 44 Granite Eclipse®
- 46 Antique Alverno
- 48 Flamed Narias
- 49 Alvanley Pavers **NEW**
- 50 Riven Harena
- 51 Riven Harena Circle & Linear **NEW**
- 52 Riven Harena Kaleidoscope
- 54 Sylvern **NEW**
- 56 Limestone Aluri
- 58 Towngate **NEW**
- 60 Indian Sandstone Riven

VITRIFIED

- 62 SYMPHONY™ Classic
- 64 SYMPHONY™ Urban **NEW**
- 66 SYMPHONY™ Natural
- 68 SYMPHONY™ Planks
- 70 SYMPHONY™ Tumbled
- 72 Arrento

CONCRETE

- 75 Organa®
- 77 Argent®
- 78 Coach House
- 79 Heritage®
- 80 Heritage Circle®
- 81 Woodstone®
- 82 Saxon®
- 84 Firedstone®
- 85 Wildwood®
- 86 Perfecta®
- 87 Regent®
- 88 Textured Utility
- 89 Utility

DRIVEWAY PAVING

- 90 Driveway Introduction
- 92 Permeable Introduction
- 93 Shop by colour

NATURAL STONE

- 101 Driveway Setts
- 102 Scoutmoor Setts
- 104 Magnasett
- 106 Natural Stone Setts
- 108 Sawn Granite Setts

CONCRETE

- 111 Drivesys® Split Stone
- 112 Drivesys® Flamed Stone
- 114 Drivesys® Riven Stone
- 116 Drivesys® Original Cobble
- 118 Drivesys® Classic Paver
- 120 Driveline® Metro
- 122 Drivesett® Argent®
- 124 Drivesett® Tegula® Original
- 126 Drivesett® Tegula® Original Project Pack
- 127 Drivesett® Tegula® Original Circle
- 128 Drivesett® Coppice®
- 130 Drivesett® Natrale
- 132 Driveline Nova® Coarse **NEW**
- 133 Driveline Nova® Smooth
- 134 Drivesett® Savanna®
- 136 Driveline 50®
- 138 Standard Block Paving

PERMEABLE

- 140 Drivesett® Argent® Priora®
- 142 Drivesett® Tegula® Priora®
- 144 Driveline® Priora®
- 146 Grassguard®
- 147 Drivegrid®

Cover: Design and install by
Jason Clarke Classic Paving, Cheshire.



Symphony Natural



Drivesys Original Cobble

STEPS & WALLING

- 148 Walling & Steps Introduction
- 150 Shop by colour

STONE

- 154 Stoneface® Textured **NEW**
- 155 Stoneface® Sawn Veneer
- 156 Sawn Versuro Walling
- 157 Traditional Natural Stone
- 158 Stoneface® Drystack Veneer

CONCRETE

- 161 Argent®
- 162 Croft Stone®
- 163 Marshalite®
- 164 Tegula®
- 165 Old Mill® Brick

STEPS

- 166 Bullnose Stone Steps

FINISHING ESSENTIALS

DECORATIVE FINISHES

- 170 Bespoke Service
- 172 Copings and Caps

EDGES & BORDERS

- 175 Drivesett® Deco
- 176 Borders & Edgings

JOINTING

- 179 Joint Filling Sand
- 180 Weatherpoint® 365

DRIVEWAY RESTRAINTS

- 182 Driveway Edging
- 183 Marshalls Block Kerb
- Savanna Kerb **NEW**
- 184 4 in 1 Kerb
- Channels

- 185 Keykerb®
- Telescopic Security Post

PEDESTALS

- 186 Marshalls Pedestals **NEW**

PRODUCT INFORMATION

- 188 Important General Technical Information
- NOTES

- 189 Grass & Paving
- 191 Driveway
- 193 Walling, Steps & Finishing
- 194 Hard Landscaping Guarantee
- 195 Acknowledgements



Stoneface Textured



Always Green Village Green

CREATING BETTER SPACES[®] SINCE THE 1890'S...

Marshalls provide homeowners with high quality products and inspiration to create their dream gardens and driveways.


With over 120 years experience in creating better outdoor living spaces, Marshalls prides itself on its ability to provide long-lasting environments for homeowners to enjoy.

- We are the UK's leading landscape product supplier
- We have an extensive landscape product range
- We offer a wide range of high quality natural stone products, backed by our own Stone Standard
- We offer the UK's only fully vetted, nationally accredited landscape contractor scheme
- We trade ethically to strict ETI standards



Made in Britain supports British manufacturers with the Made in Britain marque, helping buyers at home and abroad identify and choose British-made goods. The not-for-profit campaign is bringing together all British manufacturers to champion skills, craftsmanship and innovation.

Find out more:
www.madeinb.org
[@MadeinBritainGB](https://twitter.com/MadeinBritainGB)
[#madeinbritainhour](https://www.instagram.com/madeinbritainhour)



We are extremely proud to announce that from 2019 Marshalls have been a superbrand for 10 consecutive years.

Go to superbrands.co.uk to find out what makes Marshalls a superbrand, that features on the list of Britain's strongest brands.

HOW TO START YOUR **NEW** PROJECT...

STEP 1

BE INSPIRED

Take a look at our brochure and website, to build an idea of what look you want to achieve for your perfect outdoor space.



STEP 2

SEEK PROFESSIONAL ASSISTANCE

A Marshalls installer will transform your ideas into the perfect design and installation.

Choose the installer that best understands your requirements. Remember, cheap isn't always best.

Find your local installer at
marshalls.co.uk/installers



STEP 3

CHOOSE YOUR PRODUCT

Browse the Marshalls product ranges with your installer and together you will find the perfect product for your space.

*99% of our customers recommend Marshalls products.



STEP 4

SIT BACK AND RELAX

Relax in the knowledge your product is guaranteed for a minimum of 10 years** and was supplied and installed in partnership with the industry's leading hard landscaping brand.



For complete confidence, choose a Marshalls Accredited Installer then choose your Marshalls products...

*Data analysed from customer feedback forms, includes the period up to and including September 2017. **Marshalls Hard Landscape Guarantee is purchased separately and only available through your Accredited Marshalls Register Installer.



MARSHALLS REGISTER OF ACCREDITED INSTALLERS

A product only performs as well as its installation...

That's why almost 20 years ago we created the Marshall's Register of Accredited Installers. Giving you complete peace of mind for the life of your project.

The Marshall's Register brings together professional, experienced and inspired hard landscaping contractors, located all across the UK.


The UK's only fully vetted, nationally accredited landscape contractor scheme...

Our Register Members are highly skilled independent installers, and although they're not employed by Marshall's they agree to abide by our rigorous installation guidelines.

They are strictly vetted and regularly monitored by our Regional Assessors to check their levels of competence and performance.

99% of customers who have used Marshall's and their Register of Accredited Installers would recommend their services to friends and family.*

*Data analysed from customer feedback forms, includes the period up to and including September 2017.



MARQUE OF RESPECT





MARSHALLS REGISTER INSTALLER

with you from start to finish,
our installers:

- ✓ Are accredited by a trustworthy and conscientious brand
- ✓ Offer great advice and project design guidance
- ✓ Can produce CAD designs providing absolute confidence in the finished look
- ✓ Have specialist skills and excellent install standards
- ✓ Are regularly assessed on-site by Marshall's representatives to check their levels of competence and performance
- ✓ Can provide you with a Hard Landscape Guarantee giving 10 years on products and 5 years on the installation*



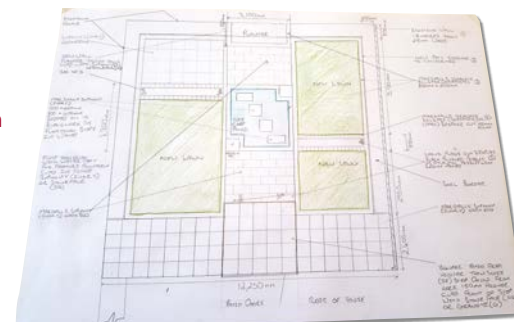
A Register Member receiving technical support on site.

*See page 194 for Hard Landscaping Guarantee conditions.

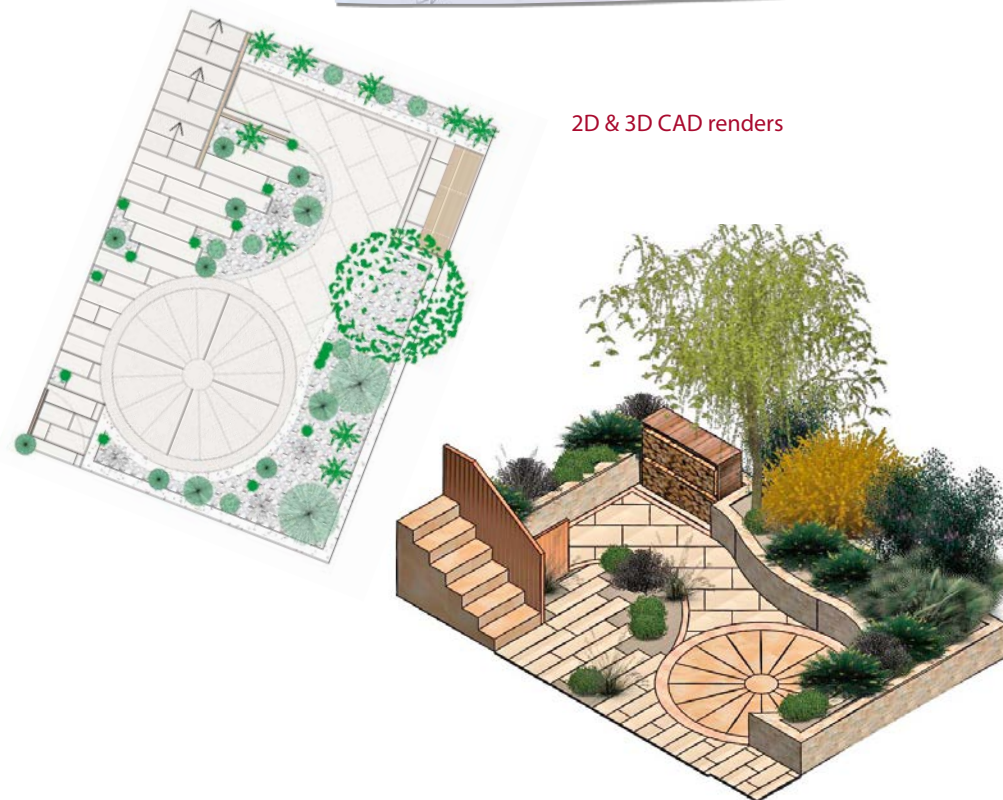
DESIGN SERVICE

2D & 3D CAD service available to all Register Members to help you visualise the potential of your future project.

Initial plan sketch



2D & 3D CAD renders



To find your local Register Member please visit
www.marshalls.co.uk/findaninstaller

LET MARSHALLS INSPIRE YOU...

***99% of all Marshalls customers would recommend Marshalls products and installers.... Here's what some of them said:**

"The finished project is way better than we could have imagined and creates a real wow factor."

D. Bergin, Solihull

"They spent time on site, during visits and discussions, and completely understood what I wanted."

P. Gifford, Trowse

"Excellent design and professional installation that has transformed our garden into a living space we can now enjoy."

M. Simpkins, Dunstable

To find your local Register Member please visit
www.marshalls.co.uk/findaninstaller



*Data analysed from customer feedback forms, includes the period up to and including September 2017.

DO YOU KNOW THE '80 / 20 RULE'?

The biggest cost elements of your project will be the installation and sub-base materials. This is generally fixed irrespective of the type of paving you choose. So this means you can spend more on the paving materials without significantly increasing the overall cost of your project.

Product 20%

Selecting the product you really want might only make a small difference to the overall cost of your project.

Sub-Base & Install 80%

This is the cost you don't see but is so vital for structural integrity and longevity. Remember to choose an installer that will get this right.



£

££

£££

££££

Look for the STANDARD MID RANGE PREMIUM LUXURY indicative material costs, but remember the 80/20 rule.

SETTING THE STANDARDS

At Marshalls, we remain committed to excellence in every sphere of our operations.

Through product quality:

As the UK's leading hard landscape manufacturer, Marshalls has been committed to creating better spaces since the 1890's. Over this time, our natural stone, vitrified and concrete products have become synonymous with quality and excellence. Today, examples of our products can be found in prestigious public spaces and landmarks including Trafalgar Square and Wembley Stadium.

Through manufacture:

Staying at the forefront of ideas and innovation means you can create the home you've always dreamed of with the help of our latest product technology. Marshalls employs over 2,300 skilled personnel across 56 sites championing skills, craftsmanship and innovation. Made in Britain is a not-for-profit organisation that supports British manufacturers with the Made in Britain Marque, of which Marshalls are proud to be a part.

Through ethical sourcing:

Many suppliers importing natural stone are not truly engaged in providing ethically sourced products. However, here at Marshalls we understand that commitment and resource are essential to ensuring international governance and ethical trade with developing countries.

We believe it is our duty to be able to demonstrate the highest ethical standards.

To see where we have set the standards, look for our 'standards' logos throughout the product range...



THE GRASS STANDARD

Artificial grass is becoming increasingly popular, but it is important to avoid inferior products from non-traceable sources. Marshalls Always Green Artificial Grass is manufactured in Britain and meets the exacting standards of "The Grass Standard" quality mark.

"The Grass Standard" sets the benchmark for quality, performance, comfort and value in artificial grass, see p15.

Surface Performance
Technology



 **Marshalls**

SURFACE PERFORMANCE TECHNOLOGY (SPT®)

Surface Performance Technology utilises the highest quality ingredients coupled with state of the art innovation in manufacturing techniques to create unique product aesthetics, colour blends and textures. See these products in the driveway section and look out for the SPT logo.





 **Marshall's**

THE MARSHALLS STONE STANDARD

Complete quality assurance of the stone you buy – only with Marshall's Stone Standard. All Marshall's stones are repeatedly tested by an independent UKAS-accredited laboratory.

Many of the cheaper Indian sandstones supplied in the UK are soft, porous sandstones which are often not fit for purpose and could fail during installation or once in-situ.

The Marshall's Stone Standard mark gives our customer assurance that all Marshall's sandstone exceed the base technical levels outlined in the British Standard, BS 7533 Class2.



All sandstone sold by Marshall's will have a maximum water absorption of 1.7%.

The lower the percentage, the less water will absorb into your stone. This means your stone will look healthier for longer with reduced algae or lichen growth.



All sandstone sold by Marshall's will have a flexural strength of no less than 12.9mpa.

Flexural strength is an indicator of the strength of stone. The higher the number, the less chance there is of the stone failing or delaminating once in-situ.



All sandstone sold by Marshall's will be frost resistant.

If a stone loses strength or starts to fall apart when subjected to repeated frosts then it isn't fit for purpose. The Marshall's Standard is a reduction of no more than 10% on the flexural strength of the stone after 56 freeze/thaw cycles and a visual inspection rating of '0'. This means that Marshall's has given a commitment not to supply a stone that shows any frost impact.

Have complete confidence in the sandstone you select, by choosing a natural sandstone covered by the Marshall's Stone Standard.

Dangers of using technically inferior stone



 **Marshall's**

FAIRSTONE – ETHICAL SOURCING

By choosing a Marshall's product with a Fairstone mark of ethical assurance, you can be sure that every reasonable precaution has been taken to ensure that child labour has not been used in its production.


Further than that, Marshall's aims to ensure that all our stone is quarried and produced in line with a clear set of ethical values from a supply chain which has documented processes and multi-stakeholder audits including these three significant points:

- no child labour is used
- living wages are paid
- basic health & safety standards are in place

As further commitment Marshall's became the UK's first heavy side materials company to be accepted into the prestigious UN Global Compact – the world's largest corporate citizenship and sustainability initiative - as well as being a member of the ETI (Ethical Trading Initiative).

To further our commitment to ethics, we've been working here in the UK supporting the End Modern Slavery Movement.

To find out more about what Marshall's has been doing download our 'End Modern Slavery Report 2017'
www.marshall's.co.uk/documents/reports/modern-slavery-report-2017.pdf



Magnasett, Large Format Sett Paving



Stoneface Textured, Walling

For more information, download or request our individual booklets on each of our standards at www.marshall's.co.uk/homeowners.



MARSHALLS HOME DELIVERY SERVICE

All Marshalls products are available direct to your home within 2-3 days.

Not every Marshalls product is stocked by your local merchant, so to ensure all our products are available to you all year round, you can use our Home Delivery Service, but still order through your installer or merchant.

Home Delivery gets you all the products you want, delivered exactly where you want them, transacted via your preferred local merchant, just contact **0345 30 20 700**.

Minimum order quantity applies.*



Look for this logo for our products available via home delivery.

*Minimum order quantities are 4 packs for Driveway products, 2 packs for Paving & Walling products, 1 pack for Symphony Vitrified products and 8m² for Artificial Grass products.



A modern garden featuring artificial grass, a large silver sculpture, a stone building, and a circular metal frame. The garden is enclosed by a grey wooden fence. In the background, there are trees and a stone building with a grey door. A paved area with a table and chairs is visible on the right.

ARTIFICIAL GRASS

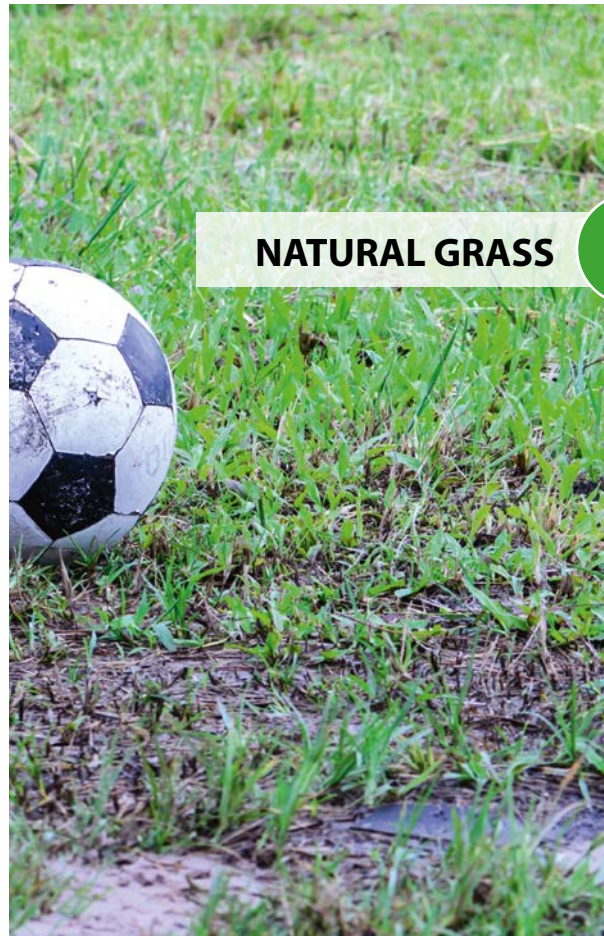
A PERFECT LAWN ALL YEAR ROUND

**ALWAYS
GREEN™**
Exclusively By  **Marshall's**

If you're looking for a beautiful lawn with minimal maintenance,
Always Green Artificial Grass is the ideal choice

BENEFITS OF ARTIFICIAL GRASS OVER TURF

- ✓ *Looks perfect all year round*
- ✓ *Ideal for pets and kids*
- ✓ *No more mowing*
- ✓ *No more mud*



NATURAL GRASS

Vs



ARTIFICIAL GRASS

AVOID DISAPPOINTMENT SPECIFY THE GRASS STANDARD

Our Grass Standard covers all the areas you need to look at when considering your artificial grass purchase and to help you avoid cheap foreign imports. The "Grass Standard" sets the benchmark for quality, performance, comfort and value in artificial grass.

See our Grass Standard in action...



MARSHALLS GRASS

Marshalls grass includes 100% latex backing which is more flexible, making it easier to work with and longer lasting.



COMPETITOR GRASS

Not all inferior products contain 100% latex backing resulting in a more complex install and the grass will start to crack and break up causing failure.



Always Green products are made in Britain by the world's leading supplier of artificial grass yarn so we can guarantee the provenance of our artificial grass.

Always Green has a realistic look of genuine grass due to its unique yarn mix and stitch rate giving it real body, vital for the realistic look of grass.

Always Green is made from 100% polyethylene which creates a soft feel yet sturdy structure to maximise 'bouncebackability' ideal for kids and pet play. Cheaper artificial grasses tend to add less expensive polypropylene into their blend, leaving a coarse, plastic feel.

Always Green is always tested to rigorous durability standards. The technology used to create our yarn has been certified to meet the strict criteria of professional sporting organisations such as FIFA, the IRB and FIH - ensuring extreme durability.

Always Green is guaranteed against UV damage for 10 years, exceeding EU standards and staying soft and looking good for longer. Lower quality artificial grass becomes brittle and misshapen after long exposure to the sun.

Always Green includes a high quality backing cloth to ensure that once laid the artificial grass stitches remain supple and strong and can withstand rigorous domestic use.

Always Green uses premium quality latex coated backing to eliminate movement and slippage yet strong enough to handle sustained activity. Inferior products will often resort to using fillers to add weight, compromising their product durability.




Summer Lawn

Also shown: Stoneface Drystack Veneer
Design & Install by Stonecraft Landscape & Design, Blackpool.



SUMMER LAWN



Delivers a natural look to your lawn

Always Green Summer Lawn is a unique multi-toned product, creatively made to perfectly replicate natural grass. Always Green Summer Lawn light reflection technology and the incorporation of jute colours in the thatch layer make this product extremely realistic. Get the garden you deserve.

Always Green Artificial Grass	Pile Height mm	Width m	Length m	Pile and Thatch
Summer Lawn	30	4	25	100% Polyethelyne
	26			
	22			

Always Green is supplied in 4m widths and can be cut to any length up to 25m*.
*Minimum of 8sqm and cut the nearest 1sqm length after that.
A range of Always Green accessories and Shock Pads are also available.

Visit [Marshalls.co.uk/homeowners](https://www.marshalls.co.uk/homeowners) for more information or to order a sample today

All products come with specific installation guidelines. See p189 for additional product notes or contact our technical team on 0370 411 2233.



££
MID RANGE



Village Green
Design & Install by Landscapes 4 Living.

VILLAGE GREEN



For a vibrant, evergreen finish

Always Green Village Green provides you with the same terrific attributes of Summer Lawn with the exception of a green thatch layer. The green thatch layer adds a more vibrant evergreen appearance to your artificial lawn. As with all Always Green products this turf is extremely durable featuring a premier backing cloth where each grass blade is secured, to deliver not only extreme resistance to pull force, but is also perforated so liquids can easily pass through. The new standard in artificial grass.

Always Green Artificial Grass	Pile Height mm	Width m	Length m	Pile and Thatch
Village Green	30	4	25	100% Polyethelyne
	26			

Always Green is supplied in 4m widths and can be cut to any length up to 25m*.
 *Minimum of 8sqm and cut the nearest 1sqm length after that.
 A range of Always Green accessories and Shock Pads are also available.

Visit [Marshalls.co.uk/homeowners](https://www.marshalls.co.uk/homeowners) for more information or to order a sample today

All products come with specific installation guidelines. See p189 for additional product notes or contact our technical team on 0370 411 2233.




££

MID RANGE

PLAYING FIELD



22mm pile



Playing Field

Design & Install by Waterdale Landscapes, York

The perfect surface for play

Always Green Playing Field has been developed specifically with the rough and tumble of child's play in mind. The monofilament turf fibres have exceptional split resistance compared to conventional turf fibres. Built to FIFA standards the yarn is not only durable but slide friendly and simply great to play on. The kids will have hours of fun on it and it will last for many years.

Always Green Artificial Grass	Pile Height mm	Width m	Length m	Pile and Thatch
Playing Fields	22	4	25	100% Polyethylene

Always Green is supplied in 4m widths and can be cut to any length up to 25m*.

*Minimum of 8sqm and cut the nearest 1sqm length after that.

A range of Always Green accessories and Shock Pads are also available.

Visit [Marshalls.co.uk/homeowners](https://www.marshalls.co.uk/homeowners) for more information or to order a sample today

All products come with specific installation guidelines. See p189 for additional product notes or contact our technical team on 0370 411 2233.



££
MID RANGE






GARDEN PAVING

THE BEST PRODUCTS DESERVE THE BEST **INSTALLATION...**

Selecting the right paving products to create the desired effect should not be the only consideration when planning your garden landscaping project. What lies beneath your patio is as important, if not more important than the finished layer.

Where the sub-base is installed incorrectly or is insufficient to support the chosen product, this is what will happen to your investment...




Spot bedding giving poor support



Poor bedding layer



Spot bed pulled through the product



**CHOOSE A MARSHALLS
REGISTER INSTALLER**

Marshalls Register members are assessed on a regular basis to ensure they install our products correctly, giving you your dream patio which will enhance your property into the future. That's why **99% of people who use a Register Member would recommend them to a friend.***

To find your local member please visit
www.marshalls.co.uk/findaninstaller

*Data analysis from Customer Feedback Forms, includes the period up to and including September 2017.

SHOP BY COLOUR - PAVING

Most people have in mind a colour palette for their project, irrespective of material or texture. Here you can choose your paving products using this useful colour chart grouped by colour tone.

Key

Also available as:

Borders **B** Coping **C** Driveways **D** Edging **E** Jumbo **J** King Size **K** Linear **L** Pavers **P** Steps **S** Walling **W**

NATURAL STONE

LAZARO MARBLE, Ocean — p33 **NEW**
S



ANTIQUE ALVERNO, Silver Birch Multi — p47



GRANITE ECLIPSE, Graphite — p45
S



CASARTA SLATE, Silver Grey — p41
S



SYLVERN, Grey — p55 **NEW**



LIMESTONE ALURI, Charcoal — p57




FLAMED NARIAS, Silver Birch Multi — p48



CAPLETON, Manor — p43 **NEW**
S P



CASARTA SLATE, Black — p41
S



GRANITE ECLIPSE, Dark — p45
D S



INDIAN SANDSTONE RIVEN, Grey Multi — p60



RIVEN HARENA, Silver Birch Multi — p50-53
K



LAZARO MARBLE, Shell — p33
S



INDIAN SANDSTONE RIVEN, Brown Multi — p60



INDIAN SANDSTONE RIVEN, Buff Multi — p60



ALVANLEY PAVERS, Silver Blend — p49 NEW



TOWNGATE, Grey Multi — p59 NEW



ANTIQUE ALVERNO, Golden Sand Multi — p47



RIVEN HARENA, Autumn Bronze Multi — p50-53
K



ANTIQUE ALVERNO, Silver Limestone Multi — p47



CHAPELGATE — p39



GRANITE ECLIPSE, Amber — p45
S



FLAMED NARIAS, Autumn Bronze Multi — p48



GRANITE ECLIPSE, Light — p45
D S



SCOUTMOOR, Rustic — p31



ANTIQUE ALVERNO, Autumn Bronze Multi — p47



RIVEN HARENA, Golden Sand Multi — p50-53



SAWN VERSURO, Autumn Bronze Multi — p35, 37
B C J K L S W




SAWN VERSURO, Antique Silver Multi — p35, 37
B C J K L S W



ALVANLEY PAVERS, Buff Blend — p49 NEW



SYMPHONY VITRIFIED, Black — p63



LIMESTONE ALURI, Rustic Ochre Multi — p57



SAWN VERSURO, Caramel Cream Multi — p35, 37
B C J K L S W



CAPLETON, Grange — p43 NEW
S P



SYMPHONY VITRIFIED PLANK, Char — p69
S



SAWN VERSURO, Golden Sand Multi — p35, 37
B C J K L S W



TOWNGATE, Brown Multi — p59 NEW



LAZARO MARBLE, Pearl — p33



SYMPHONY TUMBLED, Storm — p71



SCOUTMOOR, Diamond Sawn — p31




TOWNGATE, Buff Multi — p59 NEW




VITRIFIED PAVING


SYMPHONY VITRIFIED, Dark — p63



SYMPHONY VITRIFIED, Basalt — p67



SYMPHONY VITRIFIED, Copper — p67



SYMPHONY VITRIFIED, Blauw — p63




SYMPHONY URBAN, Stone — p65 NEW



SYMPHONY VITRIFIED, Blue — p63



SYMPHONY NATURAL, Rosso — p67 NEW



SYMPHONY VITRIFIED, Rustic — p63



ARRENTO, Grey — p73



ARRENTO, Black — p73



SYMPHONY NATURAL, Argento — p67 NEW



SYMPHONY VITRIFIED, Grey — p63



SYMPHONY TUMBLED, Smoke — p71



SYMPHONY URBAN, Steel — p65 NEW



ARRENTO, Bronze — p73



SYMPHONY URBAN, Ash — p65 NEW



ARRENTO, Silver — p73



SYMPHONY VITRIFIED PLANK, Cherry — p69



SYMPHONY TUMBLED, Bronze — p71



SYMPHONY VITRIFIED, Umber — p67



SYMPHONY VITRIFIED PLANK, Oak — p69



SYMPHONY TUMBLED, Gold — p71




SYMPHONY VITRIFIED PLANK, Birch — p69



SYMPHONY VITRIFIED, Ecrú — p67



SYMPHONY VITRIFIED, Senna — p67




SYMPHONY VITRIFIED, Buff — p63




SYMPHONY VITRIFIED, Ivory — p67



SYMPHONY VITRIFIED, Barley — p63



ARRENTO, Beige — p73



ARRENTO, Cream — p73



ARGENT, Dark Coarse — p77

C D E L W



ARGENT, Dark Smooth — p77

L



CONCRETE PAVING

HERITAGE, Old Yorkstone — p80
C



UTILITY, Richmond/Pendle Natural — p89
PB



WOODSTONE SLEEPER, Dark Brown — p81



SAXON, Mocha — p83



COACH HOUSE, Pennant — p78



ARGENT, Light Smooth — p77
L



COACH HOUSE, Heathland — p78



PERFECTA, Natural — p86



FIRESTONE, Dusk — p84



ARGENT, Light Coarse — p77
DELW



ORGANA, Hessian — p75



FIRESTONE, Autumn — p84




WILDWOOD, Oak — p85



HERITAGE, Calder Brown — p79, 80
C



WOODSTONE SLEEPER, Light Buff — p81



HERITAGE, Weathered Yorkstone — p79
C



FIRESTONE, Sunrise — p84



TEXTURED UTILITY, Natural — p88

PB



FIRESTONE, Fired York — p84



SAXON, Natural — p83



UTILITY, Richmond/Pendle Buff — p89

PB



HERITAGE, Yorkstone — p79, p80

C



ORGANA, Linen — p75




REGENT, Buff — p87

PB



PERFECTA, Buff — p86



ORGANA, Cotton — p75



TEXTURED UTILITY, Buff — p88

PB



SAXON, Buff — p83



WILDWOOD, Pine — p85



To find your local Register Member please visit
www.marshalls.co.uk/findaninstaller

NATURAL STONE

AUTHENTIC
CHARACTER
& CHARM

Bespoke Service Available - See P170



Scoutmoor

Rustic

Also shown: Bespoke Stone Coping, Steps and Paving Setts
Design & Install by Jason Clarke Classic Paving, Cheshire.

SCOUTMOOR

Premium British Yorkstone



Scoutmoor
Diamond Sawn
Design & Install By Botanica Garden Design, Wirral



Diamond Sawn (DS)

Rustic (R)

Exclusive and Iconic British Yorkstone

Exclusive to Marshalls, sourced from our very own quarry and manufactured at one of our many sites in Britain. This stunning, premium British Yorkstone features in many iconic and prestigious locations across the UK, including Trafalgar Square. Scoutmoor is predominantly blue/grey in colour with sweeping variable brown bands and is available in two finishes; smooth diamond sawn or rustic, with a lightly flamed surface texture for a more traditional reclaimed stone look.

*Sourced from our very own quarry.

	Sizes mm (nominal)	Length mm	Linear metres per size	m ² per size	m ² /pack	Colours	Order Select
18m ² Project Pack*	600 RL** x 20	300-900	15	9	18*	DS R	✓***
	400 RL** x 20			6			
	200 RL** x 20			3			

*Project Pack contains a minimum of 18m² made up from random length pieces (300-900mm) x width. **RL is abbreviation for Random Length. ***For Order Select details see p194.

Complete this look

Steps p166, Walling p148, Borders p174, Bespoke p170

Visit [Marshalls.co.uk/homeowners](https://www.marshalls.co.uk/homeowners) for more information or to order a sample today

All products come with specific installation guidelines. See p189 for additional product notes or contact our technical team on 0370 411 2233.



www.marshalls.co.uk/homeowners



Lazaro Marble

Ocean & Pearl

Design & Install by Advanced Landscapes, Preston.

LAZARO MARBLE

Premium Grade Marble



Lazaro Marble
Shell



Pearl (P)

Shell (SH)

Ocean (O)

Classic elegance in iconic marble

This marble paving adds a timeless beauty to properties of any style, with veining and white mottling adding to the charm of this iconic stone. A sawn and gently tumbled finish promotes a subtle non-slip finish, why not indulge with this beautiful classic stone.

	Sizes mm (nominal)	No. items/ pack	No. /m ²	m ² /pack	Colours	Order select
12.3m ² Project Pack	400 x 700 x 30	14	3.6	12.32	P SH O	✓*
	400 x 600 x 30	14	4.2			
	400 x 500 x 30	14	5.0			
	400 x 400 x 30	14	6.3			

*For Order Select details on Project Packs see p194.

Complete this look

Steps p166, Walling p148, Borders p174, Bespoke p170

Visit [Marshalls.co.uk/homeowners](https://www.marshalls.co.uk/homeowners) for more information or to order a sample today

All products come with specific installation guidelines. See p189 for additional product notes or contact our technical team on 0370 411 2233.






Sawn Versuro Jumbo

Golden Sand Multi

Design & Install by Greystone Buildings and Landscaping Ltd, Cheshire.

SAWN VERSURO JUMBO & KINGSIZE

Ethically Sourced Sandstone



Caramel Cream
Multi (CCM)

Autumn Bronze
Multi (ABM)

Antique Silver
Multi (ASM)

Golden Sand
Multi (GSM)



Luxurious oversized paving for the ultimate patio finish

Designed to make a statement in any contemporary garden setting, stunning large plan size Sawn Versuro Jumbo and King Size paving creates an impressive premium finish, for the ultimate in patio style. Extravagantly sized paving hewn from ethically sourced quartzitic sandstone offers technically superior performance as well as precision sawn edges for a clean, sharp finish, with a smooth and finely grained surface providing excellent non-slip characteristics.

Sawn Paving	Sizes mm (nominal)	No. items/pack	No. /m ²	m ² /pack	Colours	Order Select
Jumbo Full Packs	1200 x 1200 x 22	8	0.7	11.52	CCM ABM ASM GSM	✓*
King size Full Packs	1250 x 750 x 22	14	1.1	13.1	CCM	
	1000 x 750 x 22	14	1.3	10.5	ABM ASM	
	750 x 750 x 22	16	1.8	9	GSM	

*For Order Select details on Project Packs see p194.
Must be installed by professionals with correct lifting equipment.

Complete this look

Steps p166, Walling p148, Borders p174, Bespoke p170

Visit [Marshalls.co.uk/homeowners](https://www.marshalls.co.uk/homeowners) for more information or to order a sample today

All products come with specific installation guidelines. See p189 for additional product notes or contact our technical team on 0370 411 2233.




£££
PREMIUM



Sawn Versuro Paving

Antique Sliver Multi

Also shown: Driveway Setts, Sawn & Tumbled
Design & Install by PWP Landscape Ltd, Otley.



Sawn Versuro Linear


Golden Sand Multi

Also shown: Edged with Natural Stone Setts, Sawn & Tumbled.

Design & Install by Beesleys Landscapes Ltd, Winsford

SAWN VERSURO PAVING & LINEAR

Ethically Sourced Sandstone



**Caramel Cream
Multi (CCM)**

**Autumn Bronze
Multi (ABM)**

**Antique Silver
Multi (ASM)**

**Golden Sand
Multi (GSM)**

Luxury natural stone with an Innovative finish

Carefully hand selected from the finest Indian sandstone to compliment British homes and gardens. Ethically sourced Sawn Versuro combines aspirational looks and performance with durability and elegance. The Innovative finish given to this range brings the charm and characteristics of the stone to life, whilst also providing excellent non-slip properties.

Sawn Paving	Sizes mm (nominal)	No. items/ pack	No. /m²	m²/pack	Colours	Order Select
Full Packs	845 x 560 x 22	35	2.1	16.6	CCM ABM ASM GSM	✔*
	560 x 560 x 22	60	3.2	18.8		
	560 x 275 x 22	120	6.5	18.5		
11.3m² Project Pack	845 x 560 x 22	10	2.1	11.26		
	560 x 560 x 22	13	3.2			
	560 x 275 x 22	11	6.5			
	275 x 275x 22	10	13.2			
Sawn Linear Paving						
Full Packs	845 x 140 x 22	100	8.5	11.8	CCM ABM ASM GSM	✔*

*For Order Select details on Project Packs see p194.

Complete this look

Steps p166, Walling p148, Borders p174, Bespoke p170

Visit [Marshalls.co.uk/homeowners](https://www.marshalls.co.uk/homeowners) for more information or to order a sample today

All products come with specific installation guidelines. See p189 for additional product notes or contact our technical team on 0370 411 2233.



**£££
PREMIUM**





Ethically sourced sandstone with a traditional reclaimed look

With a traditional riven finish that's been partially polished, Chapelgate offers the look and feel of reclaimed, age worn stone. The inherent colour of the stone has been finished with a colour enhancer to preserve the aged aesthetic.

	Sizes mm (nominal)	No. items/ pack	m ² /pack	Colours	Order Select
Project Pack	560 x 560 x 22	10	3.14	CG	✓*
	655 x 560 x 22	10	3.67		
	750 x 560 x 22	10	4.20		
	845 x 560 x 22	10	4.7		
	Area per pack		15.71		

*For Order Select details on Project Packs see p194.

CHAPELGATE

Ethically Sourced Sandstone



Chapelgate (CG)

Complete this look

Steps p166, Walling p148, Borders p174, Bespoke p170

Visit [Marshalls.co.uk/homeowners](https://www.marshalls.co.uk/homeowners) for more information or to order a sample today

All products come with specific installation guidelines. See p189 for additional product notes or contact our technical team on 0370 411 2233.



£££
PREMIUM



Casarta Slate

Silver Grey

Also shown: Sawn Versuro Walling plus Sawn Versuro Paving as coping.
Design & Install by All Seasons Landscapes, Stockton-on-Tees.



Premium and contemporary Brazilian Slate

A beautiful larger format, high quality slate from Brazil which imparts a luxurious contemporary look. This naturally clean splitting slate has a gentle riven surface texture and is hand selected for colour consistency. Three large sizes can be laid in a random or regular pattern for an ultra modern look.

CASARTA SLATE

Ethically Sourced
Premium Grade Slate



Silver Grey (SG)

Black (B)

	Sizes mm (nominal)	No. items/ pack	No. /m ²	m ² /pack	Colours	Order Select
Full Packs	800 x 800 x 20	25	1.6	16.0	SG B	✓*
	800 x 395 x 20	50	3.2	15.8		
	395 x 395 x 20	100	6.4	15.6		
17.8m ² Project Pack	600 x 600 x 20	24*	2.8	17.79	SG B	
	600 x 295 x 20	35*	5.6			
	295 x 295 x 20	34*	11.5			

*For Order Select details on Project Packs see p194.

Complete this look

Steps p166, Walling p148, Borders p174, Bespoke p170


Visit [Marshalls.co.uk/homeowners](https://www.marshalls.co.uk/homeowners) for more information or to order a sample today

All products come with specific installation guidelines. See p189 for additional product notes or contact our technical team on 0370 411 2233.



£££
PREMIUM





Capleton Pavers & Bullnose Step
Manor

CAPLETON **NEW**

Ethically Sourced Limestone

Paving



Grange (G)

Manor (M)

Pavers



Grange (G)

Manor (M)

Natural Limestone range with unrivalled warmth and character

The natural variations and inclusions found in this Portuguese Limestone provide unrivalled warmth and character. With coordinating paving, pavers and steps, this range is sure to add a prestigious look and feel to any garden.

	Sizes mm (nominal)	No. items/ pack	m ² /pack	Colours	Order Select*
Paving Project Packs	500 x 400 x 30	8	12	G M	✓*
	500 x 500 x 30	8			
	500 x 600 x 30	8			
	500 x 700 x 30	8			
	500 x 800 x 30	8			
Pavers	300 x 100 x 30	420	12.6	G M	

*For Order Select details on Project Packs see p194.

Complete this look

Steps p166, Walling p148, Borders p174, Bespoke p170

Visit [Marshalls.co.uk/homeowners](https://www.marshalls.co.uk/homeowners) for more information or to order a sample today

All products come with specific installation guidelines. See p189 for additional product notes or contact our technical team on 0370 411 2233.



£££
PREMIUM



Granite Eclipse

Light

Also shown: Edged with Granite Eclipse/Dark.
Design & Install by McPave North West, Preston.



Granite Eclipse
Amber
Also shown: Edged with Granite Eclipse/Dark

GRANITE ECLIPSE®

Premium Grade Granite



Light (EL)

Dark (ED)

Graphite (GR)

Amber (A)

Clean cut with a contemporary look

A modern and stylish patio product with a lightly flamed surface texture offering excellent non-slip properties. This fine surfaced granite guarantees precision, durability and consistent good looks. Create a truly bespoke look through blending the wide range of different sizes and complementary colours.

	Sizes mm (nominal)	No. items/ pack	No. /m ²	m ² / pack	Colours	Order Select
Full Packs	1206 x 600 x 30*	16	1.4	11.58	EL ED GR A	✓***
	800 x 200 x 25	30	6.3	4.8		
	903 x 600 x 25	25	1.8	13.55		
	600 x 600 x 25	50	2.8	18.0		
	600 x 297 x 25	100	5.6	17.8		
	297 x 297 x 25	100	11.3	8.8	EL, A	
17.9m ² Project Pack	600 x 600 x 25	24	2.8	17.88	EL ED GR A	
	600 x 297 x 25	35	5.6			
	297 x 297 x 25	34	11.3			

*Larger sizes should be installed by professionals with correct lifting equipment.

**For Order Select details on Project Packs see p194.

Complete this look

Steps p166, Walling p148, Borders p174, Bespoke p170

Visit Marshall's.co.uk/homeowners for more information or to order a sample today

All products come with specific installation guidelines. See p189 for additional product notes or contact our technical team on 0370 411 2233.






Antique Alverno Paving

Silver Birch Multi

Also shown: Edged With Drivesett Tegula.

Walling is Old Mill Brick.



Antique Alverno
Silver Limestone Multi

ANTIQUE ALVERNO

Ethically Sourced Stone



Autumn Bronze
Multi (ABM)

Silver Birch
Multi (SBM)

Golden Sand
Multi (GSM)

Silver Limestone
Multi (SLM)

Beautiful aged finish for added character

Antique premium quality stone with rich natural colour, designed to add character to any garden. This ethically sourced natural stone is specially processed to achieve a subtly distressed finish with soft, timeworn edges. Carefully hand selected for consistency of natural colour.

	Sizes mm (nominal)	No. items/ pack	No. /m ²	m ² /pack	Colours	Order Select
Antique 15.5m ² Project Pack	845 x 560 x 22	4	2.1	15.53	ABM SBM GSM SLM	✓*
	702 x 560 x 22	6	2.5			
	560 x 560 x 22	8	3.2			
	560 x 417 x 22	6	4.3			
	560 x 275 x 22	12	6.5			
	417 x 417 x 22	16	5.8			
	417 x 275 x 22	16	8.7			
	275 x 275 x 22	12	13.2			

*For Order Select details on Project Packs see p194.

Complete this look

Steps p166, Walling p148, Borders p174, Bespoke p170

Visit [Marshalls.co.uk/homeowners](https://www.marshalls.co.uk/homeowners) for more information or to order a sample today

All products come with specific installation guidelines. See p189 for additional product notes or contact our technical team on 0370 411 2233.



£££
PREMIUM






Flamed Narias
Autumn Bronze Multi
Design & Install by Perfect Paving, Keston.

FLAMED NARIAS

Ethically Sourced Sandstone



Autumn Bronze Multi (ABM)

Silver Birch Multi (SBM)

Eye-catching and strong natural sandstone

This quality natural sandstone is flame finished to enhance the natural colour found within the stone, which in turn, provides a unique and distinct character. Taken from exceptionally dense sandstone to ensure durability and lasting good looks. Available in two colour shades with a lightly textured surface for non-slip practicality.

	Sizes mm (nominal)	No. items/ pack	No. /m ²	m ² /pack	Colours	Order Select
13.5m² Project Pack	775 x 450 x 22	12	2.9	13.50	ABM SBM	✓*
	675 x 450 x 22	12	3.3			
	575 x 450 x 22	12	3.9			
	475 x 450 x 22	12	4.7			

*For Order Select details on Project Packs see p194.

Complete this look

Steps p166, Walling p148, Borders p174, Bespoke p170

Visit [Marshalls.co.uk/homeowners](https://www.marshalls.co.uk/homeowners) for more information or to order a sample today

All products come with specific installation guidelines. See p189 for additional product notes or contact our technical team on 0370 411 2233.



£££
PREMIUM



Alvanley Pavers
Silver Blend

ALVANLEY PAVERS

NEW

Ethically Sourced Sandstone



Buff Blend (BB)

Silver Blend (SB)

Endless design capabilities with character and charm

The subtle blend of colour variation and tumbled edges provide these pavers with its character and charm. Designed for patios, paths or for detailing edgings. These pavers offer technically superior performance and provide a unique and luxurious finish to any space.

	Sizes mm (nominal)	No. items/ pack	m ² /pack	Colours	Order Select
Full Packs	300 x 100 x 22	600	18	BB SB	✓*

*For Order Select details on Project Packs see p194.

Complete this look

Steps p166, Walling p148, Borders p174, Bespoke p170

Visit [Marshalls.co.uk/homeowners](https://www.marshalls.co.uk/homeowners) for more information or to order a sample today

All products come with specific installation guidelines. See p189 for additional product notes or contact our technical team on 0370 411 2233.



£££
PREMIUM



Riven Harena Paving
Golden Sand Multi

RIVEN HARENA

Ethically Sourced Sandstone



Golden Sand
Multi (GSM)

Autumn Bronze
Multi (ABM)

Silver Birch
Multi (SBM)

Hand selected for a consistent colour blend

Superior quality, ethically sourced natural sandstone. This naturally split stone provides a beautiful riven surface adding texture and character to your patio. Available in three subtle shades, hand selected for colour purity and consistency, with tapered hand finished edges, with a variety of shapes available, this range offers a wealth of creativity.

	Sizes mm (nominal)	No. items/ pack	No. / m ²	m ² / pack	Colours	Order Select
Full Packs	1130 x 560 x 22	30		18.98	GSM ABM SBM	✓*
15.2m ² Project Pack	845 x 560 x 22	15	7.1	15.25	GSM ABM SBM	✓*
	560 x 560 x 22	15	4.7			
	560 x 275 x 22	15	2.3			
	275 x 275 x 22	15	1.1			

*For Order Select details on Project Packs see p194.

Complete this look

Steps p166, Walling p148, Borders p174, Bespoke p170

Visit [Marshalls.co.uk/homeowners](https://www.marshalls.co.uk/homeowners) for more information or to order a sample today

All products come with specific installation guidelines. See p189 for additional product notes or contact our technical team on 0370 411 2233.



££
MID RANGE

NEW

RIVEN HARENA CIRCLE & LINEAR

Ethically Sourced Sandstone

Coordinating
shapes adding
originality
to design

All the amazing features of
Riven Harena paving in a
modern circle or linear plank.
Perfect option for creating a
unique design with style.



Golden Sand
Multi (GSM)

Autumn Bronze
Multi (ABM)

Silver Birch
Multi (SBM)



Riven Harena & Linear
Autumn Bronze Multi

2.84m diameter Circle	Size mm (nominal)	No. item /pack	m ² /pack	Colours	Order Select
2 Ring Circle Pack Centre Stone, 1st Ring	16	16 per pattern 4 patterns/pack	10.64	GSM ABM SBM	✓**
Corner Infill Squaring-off Kits	4 x 5 items*	10	1.15		
Linear Project Pack NEW	1200 x 200 x 22 1200 x 300 x 22	25 25	15		

*See p189 Notes page, Circle diagram.

**For order select details on project packs see p194.

Complete this look

Steps p166, Walling p148, Borders p174, Bespoke p170

Visit [Marshalls.co.uk/homeowners](https://www.marshalls.co.uk/homeowners) for more
information or to order a sample today

All products come with specific installation guidelines. See p189 for
additional product notes or contact our technical team on 0370 411 2233.



££
MID RANGE



Riven Harena Kaleidoscope

Autumn Bronze Multi

Install by Traquair Paving Restoration & Installation Company Ltd, Edinburgh.

RIVEN HARENA KALEIDOSCOPE

Ethically Sourced Sandstone

A modern take on a traditional classic

With all the charm of Riven Harena, this extension to the range offers a next generation of 'crazy' paving. Creating a random looking natural stone patio design, that actually follows a set laying pattern for an easy but effective alternative design. See marshalls.co.uk for a selection of laying patterns.

Kaleidoscope Paving Pack*	Size mm (nominal)	No. item /pack	m ² /pack	Colours	Order Select
Riven Harena - Kaleidoscope Paving	various x 22	16 per pattern 4 patterns/ pack	10.64	ABM SBM	✓**
Riven Harena - Kaleidoscope Squaring Off Kit	various x 22	10	1.15		

*Packs contain a Laying Pattern or Download from website, see below.

**For order select details on project packs see p194.



Autumn Bronze
Multi (ABM)

Silver Birch
Multi (SBM)

Complete this look

Steps p166, Walling p148, Borders p174, Bespoke p170

Visit marshalls.co.uk/homeowners for more information or to order a sample today

All products come with specific installation guidelines. See p189 for additional product notes or contact our technical team on 0370 411 2233.



££
MID RANGE



Sylvern
Design & Install by Mark S Nelson, Worcester Park.



Unique colour variation and character

This superb, durable Limestone provides a warm grey colour variation and a unique character that can only be found in natural stone.

The naturally split surface of this stone is subject to a secondary process that provides an attractive clean finish, this coupled with crisp sawn edges is what lends this product to both traditional and contemporary designs.

	Size mm (nominal)	No. item /pack	m²/pack	Order Select
Sylvern	845 x 560 x 22	25	11.83	✓*
	560 x 560 x 22	50	15.68	
	560 x 275 x 22	100	15.4	
	275 x 275 x 22	100	7.56	
4 Size project pack	845 x 560 x 22	15	15.25	
	560 x 560 x 22	15		
	560 x 275 x 22	15		
	275 x 275 x 22	15		

*For Order Select details on Project Packs see p194.

Complete this look

Steps p166, Walling p148, Borders p174, Bespoke p170

Visit [Marshalls.co.uk/homeowners](https://www.marshalls.co.uk/homeowners) for more information or to order a sample today

All products come with specific installation guidelines. See p189 for additional product notes or contact our technical team on 0370 411 2233.

SYLVERN NEW

Ethically Sourced Limestone





Limestone Aluri Paving
Charcoal

Also shown: Edged with Drivesett Kerb,
Natural Stone Setts Sawn & Tumbled.

LIMESTONE ALURI

Premium Grade Limestone



Limestone Aluri Paving
Rustic Ochre Multi
Design & Install by PJB Groundworks Ltd. Darlington.



**Rustic Ochre
Multi (ROM)**

Charcoal (CL)

Naturally textured limestone

The beautiful, natural texture of ethically sourced Limestone Aluri creates a truly unique finish in any setting. The inherent characteristics and veining in Limestone Aluri creates stunning individual character. Available in two striking colourways.

	Sizes mm (nominal)	No. items/ pack	No. /m ²	m ² / pack	Colours	Order Select
Full Packs	845 x 560 x 22	35	2.1	16.56	CL	
	560 x 560 x 22	60	3.2	18.82		
11.2m² Project Pack	845 x 560 x 22/25*	9	2.1	11.25	ROM CL	✓**
	560 x 560 x 22/25*	8	3.2			
	560 x 417 x 22/25*	10	4.3			
	560 x 275 x 22/25*	10	6.5			
	275 x 275 x 22/25*	8	13.2			

*Please note, Charcoal Limestone is calibrated to 22mm thickness and Rustic Ochre Multi is calibrated to 25mm. **For Order Select details on Project Packs see p194.

Complete this look

Steps p166, Walling p148, Borders p174, Bespoke p170

Visit [Marshalls.co.uk/homeowners](https://www.marshalls.co.uk/homeowners) for more information or to order a sample today

All products come with specific installation guidelines. See p190 for additional product notes or contact our technical team on 0370 411 2233.



££
MID RANGE



www.marshalls.co.uk/homeowners



Towngate
Brown Multi



TOWNGATE NEW

Ethically Sourced Sawn Sandstone

A value range with the charm and character of natural stone

This value range of sawn sandstone still provides the charm and character of natural stone, ethically sourced and covered by the Marshalls Stone Standard. Unlike more premium ranges of Marshalls stone Towngate is loosely colour selected, resulting in a more random colour variation once installed.

	Sizes mm (nominal)	No. items/ pack	m ² /pack	Colours	Order Select
Project packs	845 x 560 x 22	10	11.26	GM BM BRM	
	560 x 560 x 22	13			
	560 x 275 x 22	11			
	275 x 275 x 22	10			



Brown Multi (BRM)

Buff Multi (BM)

Grey Multi (GM)

Complete this look

Steps p166, Walling p148, Borders p174, Bespoke p170

Visit [Marshalls.co.uk/homeowners](https://www.marshalls.co.uk/homeowners) for more information or to order a sample today

All products come with specific installation guidelines. See p190 for additional product notes or contact our technical team on 0370 411 2233.



££
MID RANGE



Indian Sandstone Riven
Buff Multi

INDIAN SANDSTONE RIVEN

Paving



Grey Multi (GM)

Buff Multi (BM)

Brown Multi (BRM)

Value sandstone paving

Our ethically sourced basic Indian Sandstone is a budget range of natural stone with a calibrated thickness. Whilst the colour blend is more random, it still has the charm of natural stone at an affordable price. Be creative with this product to design a unique look, mix paving with circle options and a choice of two surface textures, riven or sawn.

	Sizes mm (nominal)	No. items/ pack	No./ m ²	m ² /pack	Colours
Standard Indian Sandstone Full Packs					
Calibrated 22mm Thickness	845 x 560	37	2.1	17.5	GM BM BRM
	560 x 560	64	3.2	20.1	
	560 x 275	128	6.5	19.7	
	275 x 275	128	13.2	9.7	

Standard Indian Sandstone – Calibrated 22mm

15m ² Project Pack*	845 x 560	12	15.23	2.1	GM BM BRM
	560 x 560	12		3.2	
	560 x 417	12		4.3	
	560 x 275	13		6.5	
	275 x 275	13		13.2	

	Sizes mm (nominal)	No. items /pack	m ² /pack	Colours
--	-----------------------	--------------------	----------------------	---------

2 Ring Circle Pack

Calibrated	2840 dia	37*	6.3	GM BM BRM
------------	----------	-----	-----	-----------------

*1 centre stone, 12 inner ring, 24 outer ring.

Complete this look

Steps p166, Walling p148, Borders p174, Bespoke p170

Visit [Marshalls.co.uk/homeowners](https://www.marshalls.co.uk/homeowners) for more information or to order a sample today

All products come with specific installation guidelines. See p190 for additional product notes or contact our technical team on 0370 411 2233.



££
MID RANGE



VITRIFIED PAVING

SERIOUSLY LOW
MAINTENANCE



SYMPHONY Classic

Barley

Also shown: Feature band and Pathway in SYMPHONY Plank.

Top border, Natural Stone Setts, Sawn & Tumbled.

Design & Install by Garden TLC, Oldham.



The original vitrified paving collection

High fidelity production provides all the advantages of a low maintenance paving with eye-catching elegance and contemporary designs that feature aesthetic patterns and textures. The vitrified process ensures reduced water absorption, less staining and cleaning underpinned with tough long lasting performance.

Vitrified Paving	Sizes mm (nominal)	Quantity	m ² /pack	Colours	Order Select
Single Size Pack	600 x 600 x 20	64	23.04	SBY, SB, SR, SG, SD, SBW, SBL, SBK	✓*
	400 x 800 x 20	48	15.36	SBY, SB, SR, SBK	
	800 x 800 x 20	26	16.64	SB, SG, SBK	
	600 x 1200 x 20	26	18.72	SBY, SBW, SBL, SD	

Project Packs

Beta	400 x 400 x 20	15	16.16	SB, SR, SG, SBK
	400 x 800 x 20	15		
	800 x 800 x 20	14		
Delta	400 x 200 x 20	12	16.16	SBY, SD
	400 x 400 x 20	18		
	400 x 600 x 20	22		
	400 x 800 x 20	22		
Sigma	300 x 300 x 20	19	16.89	SBW, SBL
	300 x 600 x 20	9		
	600 x 600 x 20	18		
	600 x 900 x 20	13		

To simplify installation, the correct amount of jointing compound is provided on all full pack orders of Symphony products.

*For Order Select details on Project Packs see p194.

SYMPHONY™ CLASSIC

Vitrified Paving



Complete this look

Steps p166, Walling p148, Borders p174

Visit [Marshalls.co.uk/homeowners](https://www.marshalls.co.uk/homeowners) for more information or to order a sample today

All products come with specific installation guidelines. See p190 for additional product notes or contact our technical team on 0370 411 2233.



£££
PREMIUM



www.marshalls.co.uk/homeowners



SYMPHONY Urban
Ash, with SYMPHONY Plank border.



SYMPHONY Urban
Ash, with SYMPHONY Plank border

SYMPHONY™ NEW URBAN

Vitrified Paving



Stone (SSN)

Ash (SA)

Steel (SSL)

A new collection of contemporary vitrified products

The Symphony Urban range is designed to create an industrial and contemporary look, marrying modern design and sizes alongside the benefits of our classic vitrified paving.

Urban guarantees to provide a wow factor wherever it is used.

	Sizes mm (nominal)	No. items/ pack	No. /m ²	m ² /pack	Colours	Order Select
Full Packs	800 x 800 x 20	26	1.6	16.64	SSN SA SSL	✓*

*For Order Select details on Project Packs see p194.

Complete this look

Steps p166, Walling p148, Borders p174

Visit [Marshalls.co.uk/homeowners](https://www.marshalls.co.uk/homeowners) for more information or to order a sample today

All products come with specific installation guidelines. See p190 for additional product notes or contact our technical team on 0370 411 2233.



£££
PREMIUM



www.marshalls.co.uk/homeowners



SYMPHONY Natural

Ivory

Also shown: Edged with Eclipse Granite Paving.

Design & Install by Stonecraft Landscape & Design, Ballam Oaks.

SYMPHONY Natural
Rosso

Capturing the characteristics of natural stone

The Symphony Natural range offers designs that capture characteristics of natural stones that are not suitable for the UK market, being replicated in Vitrified mean they deliver superb performance. Seanna, Umber and Ivory offer subtle travertine mottling and veining, whilst Ecu exudes the luxury soft warmth of limestone. Copper allows Marshalls to continue to supply a stunning Chinese style slate. Argento and Rosso provides a robust porphyry styling with rustic colours and a distinctive sparkle that shimmers in the sunlight.

Vitrified Paving	Sizes mm (nominal)	Quantity	m ² /pack	Colours	Order Select
Single Size Pack	600 x 600 x 20	64	23.04	SS, SU, SE, SI, SC, SBT	✓*
	600 x 900 x 20	40	21.60	SS, SU	
	600 x 1200 x 20	26	18.72	SE, SI, SC, SBT	
	800 x 400 x 20	48	15.36	SRO, SA	

Project Packs

Sigma	300 x 300 x 20	19	16.89	SS, SU, SE, SC, SI, SBT
	300 x 600 x 20	9		
	600 x 600 x 20	18		
	600 x 900 x 20	13		

To simplify installation, the correct amount of jointing compound is provided on all full pack orders of Symphony products.

*For Order Select details on Project Packs see p194.

SYMPHONY™ NATURAL

Vitrified Paving



Seanna (SS)

Umber (SU)

Ecu (SE)

Ivory (SI)

Basalt (SBT)

Copper (SC)

Argento (SA)

NEW

Rosso (SRO)

NEW

Complete this look

Steps p166, Walling p148, Borders p174

Visit [Marshalls.co.uk/homeowners](https://www.marshalls.co.uk/homeowners) for more information or to order a sample today

All products come with specific installation guidelines. See p190 for additional product notes or contact our technical team on 0370 411 2233.



**£££
PREMIUM**



www.marshalls.co.uk/homeowners



SYMPHONY Planks

Birch

Also shown: Always Green, Village Green.

Design & Install by Outdoor Life landscapes, Portsmouth.



SYMPHONY™ Planks
Cherry
Also shown: SYMPHONY Classic.

SYMPHONY™ PLANKS

**NEW
SIZE**

Vitrified Paving



Birch (SBI)

Cherry (SCH)

Char (SCA)

Oak (SO)

A soft wooden plank look, that's serious about low maintenance

All the aesthetic benefits of wood planking with none of the associated performance issues, Symphony Plank Paving will not rot or splinter. Excellent anti-slip performance, and reduced opportunities for moss and algae growth offer a long lasting, attractive and natural solution that is now available in two sizes.

Vitrified Paving	Sizes mm (nominal)	Quantity (per pack)	m ² /pack (per pack)	Colours	Order Select
Single Size Pack	1200 x 300 x 20	48	17.28	SBI SCH SCA SO	✓*
NEW Single Size Pack	1200 x 200 x 20	90	21.6		

To simplify installation, the correct amount of jointing compound is provided on all full pack orders of Symphony products.

*For Order Select details on Project Packs see p194.

Complete this look

Steps p166, Walling p148, Borders p174

Visit [Marshalls.co.uk/homeowners](https://www.marshalls.co.uk/homeowners) for more information or to order a sample today

All products come with specific installation guidelines. See p190 for additional product notes or contact our technical team on 0370 411 2233.



**£££
PREMIUM**



SYMPHONY Tumbled
Smoke



SYMPHONY Tumbled
Argento

SYMPHONY™ TUMBLED

Vitrified Paving

A softer, timeless look to your patio

Designed to create a natural and stylish finish together with all the benefits of lower water absorption, reduced staining and low maintenance, underpinned by outstanding performance. The single size flags feature a distressed edge to give an aged appearance and provide a softer timeless look to any project.

Vitrified Paving	Sizes mm (nominal)	Quantity (per pack)	m ² /pack (per pack)	Colours	Order Select
Single Size Pack	800 x 400 x 20	48	15.36	SGO SBR SSM SST SRO SA	✓*

To simplify installation, the correct amount of jointing compound is provided on all full pack orders of Symphony products.

*For Order Select details on Project Packs see p194.

Complete this look

Steps p166, Walling p148, Borders p174



Gold (SGO)

Bronze (SBR)

Smoke (SSM)

Storm (SST)

Argento (SA)
NEW

Rosso (SRO)
NEW

Visit [Marshalls.co.uk/homeowners](https://www.marshalls.co.uk/homeowners) for more information or to order a sample today

All products come with specific installation guidelines. See p190 for additional product notes or contact our technical team on 0370 411 2233.



**£££
PREMIUM**



Arrento
Silver

**Arrento**

Beige

Also shown: Edged with Sawn Versuro Bullnose
Step Edging/Golden Sand Multi.

ARRENTO

Vitrified Paving



Cream (CM)

Beige (BG)

Bronze (BZ)

Silver (SV)

Grey (GR)

Black (BK)

Stylish low maintenance indoor and outdoor choice

This high-end stylish paving exhibits class leading strength and technical ability beneath its elegant designs. Arrento vitrified paving is exceedingly practical requiring minimal maintenance as it absorbs little or no moisture, offering few opportunities for moss and algae growth. Ideal in a variety of settings.

Vitrified Paving	Sizes mm (nominal)	Quantity	m ² /pack	Colours	Order Select
Project Pack	600 x 600 x 20	24	15.12	CM, BG, BZ, SV, GR, BK	
	600 x 300 x 20	24			
	300 x 300 x 20	24			
Single Size Pack	600 x 600 x 20	64	23.04		

*For Order Select details on Project Packs see p194.

Complete this look

Steps p166, Walling p148, Borders p174

Visit Marshall's.co.uk/homeowners for more information or to order a sample today

All products come with specific installation guidelines. See p190 for additional product notes or contact our technical team on 0370 411 2233.

CO₂/M²

Marshall's

££
MID RANGE



CONCRETE PAVING

MANUFACTURED FOR
LONG LASTING LOOKS

ORGANA®

Paving



Cotton (C)

Hessian (HES)

Linen (LIN)



Organa Paving
Cotton

Edged with Eclipse Granite Plank, Stoneface Drystack Veneer Walling

Soft colour with a natural style

Inspired by nature and the great outdoors, this paving has an attractively riven surface finish designed to complement modern landscaping design. Available in a subtle colour palette ranging from light to dark cream, with a rich natural tone.

	Sizes mm (nominal)	Quantity (per pack)	m ² /pack (per pack)	Colours	Order Select
Paving	600 x 600 x 35	30	10.8	C	✓*
	450 x 450 x 35	60	12.2	HES LIN	

*For Order Select details on Project Packs see p194.

Complete this look

Steps p166, Walling p148, Borders p174

Visit [Marshalls.co.uk/homeowners](https://www.marshalls.co.uk/homeowners) for more information or to order a sample today

All products come with specific installation guidelines. See p190 for additional product notes or contact our technical team on 0370 411 2233.



£££
PREMIUM



Argent Paving
Smooth Light

Also shown: Argent Walling and Coping, Dark. Granite Eclipse Bullnose Steps. Always Green Artificial Grass

ARGENT®

Paving



Argent Paving
Smooth Dark & Smooth Light
Also shown: Marshalite Walling
Design & Install by Darren Smith Award Winning Driveways & Patios, Louth.



Smooth Light (LT)

Coarse Light (LT)

Smooth Dark (DK)

Coarse Dark (DK)

Stylish granite alternative with Premium grade aggregates

Contemporary chic paving that brings together an attractive blend of high quality granite aggregates to create a smart, sophisticated and modern finish. Ideal for creating a host of geometric patio patterns, with a full range of coordinating hard landscaping products for the perfect finish.

	Sizes mm (nominal)	No. items/ pack	No. /m ²	m ² /pack	Colours	Order Select
Smooth & Coarse	400 x 400 x 38	60	6.3	9.6	LT DK	✓*
	450 x 450 x 38	56	4.9	11.3		
	200 x 600 x 38	25	8.3	3.0		
	450 x 600 x 38	25	3.7	6.8		
	600 x 600 x 38	25	2.8	9.0		

*For Order Select details on Project Packs see p194.

Complete this look

Steps p166, Walling p148, Borders p174

Visit [Marshalls.co.uk/homeowners](https://www.marshalls.co.uk/homeowners) for more information or to order a sample today

All products come with specific installation guidelines. See p190 for additional product notes or contact our technical team on 0370 411 2233.



£££
PREMIUM



Coach House Paving
Pennant
Also shown: Edging/Tegula Kerb/Traditional.

COACH HOUSE®

Paving



Heathland (HL)

Pennant (P)

Traditional aged Yorkstone aesthetic

Cast from genuine reclaimed Yorkstone flagstone with a range of face profiles for an authentic aged and weathered look.

	Sizes mm (nominal)	No. items/pack	m ² /pack	Colours	Order Select
Project Pack 9.7m ²	900 x 600 x 35	6	9.7	HL P	✓*
	600 x 600 x 35	12			
	600 x 300 x 35	6			
	300 x 300 x 35	12			

*For Order Select details on Project Packs see p194.

Complete this look

Steps p166, Walling p148, Borders p174

Visit [Marshalls.co.uk/homeowners](https://www.marshalls.co.uk/homeowners) for more information or to order a sample today

All products come with specific installation guidelines. See p190 for additional product notes or contact our technical team on 0370 411 2233.



£££
PREMIUM

HERITAGE®

Paving



Calder Brown (CB)

Yorkstone (Y)

Old Yorkstone (OY)

Weathered
Yorkstone (WYS)Heritage Paving & Coping
YorkstoneElegant riven
sandstone alternative

Heritage is cast from split stone flags with mason fettled edges. Versatile and elegant, Heritage offers a popular and attractive paving choice. With a natural riven look and a choice of colours and accessories designed to complement every garden space.

	Sizes mm (nominal)	No. items/ pack	No. /m ²	m ² /pack	Colours	Order Select
Paving	600 x 600 x 38	22	2.8	7.9	CB Y OY WYS	✓*
	600 x 450 x 38	22	3.7	5.9		
	600 x 300 x 38	44	5.6	7.9		
	450 x 450 x 38	44	4.9	8.9		
	300 x 300 x 38	44	11.1	4.0		

*For Order Select details on Project Packs see p194.

Complete this look

Steps p166, Walling p148, Borders p174

Visit [Marshalls.co.uk/homeowners](https://www.marshalls.co.uk/homeowners) for more information or to order a sample today

All products come with specific installation guidelines. See p190 for additional product notes or contact our technical team on 0370 411 2233.



£££
PREMIUM



www.marshalls.co.uk/homeowners



Heritage Circle Paving
Yorkstone
Also shown: Heritage Paving

HERITAGE® CIRCLE

Paving



Calder Brown (CB)

Yorkstone (Y)

Old Yorkstone (OY)

Coordinating shapes adding originality to design

All the amazing features of Heritage paving in a modern circle. Perfect for creating a unique design with style.

	Sizes mm (nominal)	No. items/ pack	Colours	Order Select
Circles				
2 Ring Circle Pack	Centre Stone, 1st ring & 2nd ring	25	CB Y OY	✓*

*For Order Select details on Project Packs see p194.

Complete this look

Steps p166, Walling p148, Borders p174

Visit [Marshalls.co.uk/homeowners](https://www.marshalls.co.uk/homeowners) for more information or to order a sample today

All products come with specific installation guidelines. See p190 for additional product notes or contact our technical team on 0370 411 2233.



£££
PREMIUM

WOODSTONE®

Sleeper



Light Buff (LB)

Dark Brown (DB)

Woodstone Sleepers
Dark Brown

All the beauty of real wood replicated in durable concrete

Realistic looking sleepers combining all the aesthetic and textural advantages of wood, with the durability and practicality of concrete for reduced maintenance requirements.

	Sizes mm (nominal)	No. items/pack	No. /m ²	m ² /pack	Colours	Order Select
Woodstone Sleepers	800 x 200 x 40	24	6.3	3.8	LB, DB	✓*

*For Order Select details on Project Packs see p194.

Complete this look

Steps p166, Walling p148, Borders p174

Visit [Marshalls.co.uk/homeowners](https://www.marshalls.co.uk/homeowners) for more information or to order a sample today

All products come with specific installation guidelines. See p190 for additional product notes or contact our technical team on 0370 411 2233.



£££
PREMIUM





Saxon Paving
Buff

SAXON®

Paving



Saxon® Paving

Natural

Also shown: Edged with Drivesett Argent

Design by Onkar Nandra & install by Central Drives, Rugeley, Staffs.



Buff (B)

Natural (N)

Mocha (M)

A trusted favourite for everyday living

Saxon has a distinctive textured finish, providing a practical, non-slip surface popular with families for safety and performance. Matching edges are available to achieve an attractive and coordinated end result.

	Sizes mm (nominal)	No. items/ pack	No. /m ²	m ² /pack	Colours	Order Select
Paving	600 x 600 x 35	30	2.8	10.8	B N M	✓**
	600 x 300 x 35	30	5.6	5.4		
	450 x 450 x 35	60	4.9	12.2		
	300 x 300 x 35	60	11.1	5.4		

*Available in Mocha only.

**For Order Select details on Project Packs see p194.

Complete this look

Steps p166, Walling p148, Borders p174

Visit [Marshalls.co.uk/homeowners](https://www.marshalls.co.uk/homeowners) for more information or to order a sample today

All products come with specific installation guidelines. See p190 for additional product notes or contact our technical team on 0370 411 2233.

kg
CO₂/M²

MADE IN
BRITAIN

££
MID RANGE



www.marshalls.co.uk/homeowners



FIREDSTONE®

Paving



Fired York (FY)

Dusk (D)

Sunrise (S)

Autumn (A)

Traditional style in a range of colours

Stylish and versatile paving, moulded from original flame treated and hand crafted flagstones. With an attractive colour palette and a light, tactile texture, Firedstone is designed to brighten and enhance even the shadiest of garden spaces.

	Sizes mm (nominal)	No. items per pack	No./m²	m²/pack	Colours	Order Select
Single Size Pack	600 x 600 x 38	22	2.8	7.9	FY	✓*
	600 x 300 x 38	44	5.6	7.9	D	
	300 x 300 x 38	44	11.1	4.0	S	
5m² Project Pack	600 x 600 x 38	8		5	A	
	600 x 300 x 38	10			FY	
	300 x 300 x 38	4			D	

*For Order Select details on Project Packs see p194.

Complete this look

Steps p166, Walling p148, Borders p174

Visit [Marshalls.co.uk/homeowners](https://www.marshalls.co.uk/homeowners) for more information or to order a sample today

All products come with specific installation guidelines. See p190 for additional product notes or contact our technical team on 0370 411 2233.



££
MID RANGE

WILDWOOD®

Paving



Pine (P)

Oak (O)



Wildwood Paving

Pine

Also shown: Drivesett Tegula.

Design & Install by Paving Creations, Mirfield.

Distinctive terrazzo finish

Softly textured yet hardwearing with distinctive exposed natural stone aggregates, available in two attractive and natural shades. Wildwood provides a lightly polished terrazzo look, offering excellent anti-slip performance.

	Sizes mm (nominal)	No. items/ pack	No. /m²	m²/pack	Colours	Order Select
Paving	450 x 600 x 35	30	3.7	8.1	P	✓*
	450 x 450 x 35	60	4.9	12.15	O	

*For Order Select details on Project Packs see p194.

Complete this look

Steps p166, Walling p148, Borders p174

Visit [Marshalls.co.uk/homeowners](https://www.marshalls.co.uk/homeowners) for more information or to order a sample today

All products come with specific installation guidelines. See p190 for additional product notes or contact our technical team on 0370 411 2233.



££
MID RANGE



Perfecta Paving
Buff
Design & Install by Exotic Landscapes Ltd, Bracknell.

PERFECTA®

Paving



Natural (N)

Buff (B)

Authentic ground aggregates for a smooth finish

Offering a smooth, ground terrazzo look at an affordable price, Perfecta is designed to complement all property styles, featuring visible Yorkstone aggregates with a smooth finish.

	Sizes mm (nominal)	No. items/ pack	No. /m ²	m ² /pack	Colours	Order Select
Paving	450 x 450 x 35	60	4.9	12.2	N B	✓*
	600 x 600 x 35	30	2.8	10.8		

*For Order Select details on Project Packs see p194.

Complete this look

Steps p166, Walling p148, Borders p174

Visit [Marshalls.co.uk/homeowners](https://www.marshalls.co.uk/homeowners) for more information or to order a sample today

All products come with specific installation guidelines. See p190 for additional product notes or contact our technical team on 0370 411 2233.



££
MID RANGE



Regent Paving
Buff
Also shown: Drivesett Tegula.

REGENT®

Paving



Buff (B)

Traditional and practical riven look

Offering an attractive riven look at an affordable price, Regent paving is a hardwearing basic paving that offers a slightly more attractive look than basic utility products.

	Sizes mm (nominal)	No. items/ pack	No. /m ²	m ² /pack	Colour	Order Select
Paving	600 x 600 x 38	30	2.8	10.8	B	✓*
	600 x 300 x 38	30	5.6	5.4		
	300 x 300 x 38	60	11.1	5.4		

*For Order Select details on Project Packs see p194.

Complete this look

Steps p166, Walling p148, Borders p174

**Visit [Marshalls.co.uk/homeowners](https://www.marshalls.co.uk/homeowners) for more
information or to order a sample today**

All products come with specific installation guidelines. See p190 for additional product notes or contact our technical team on 0370 411 2233.

kg
CO₂/M²

MADE IN
BRITAIN

£
STANDARD



TEXTURED UTILITY

Paving



Buff (B)

Natural (N)

Practical option for basic areas

The ideal budget choice for utility areas around the home. This budget choice is hardwearing with a slight textured finish to add character.

	Sizes mm (nominal)	No. items/ pack	No. /m²*	m²/pack	Colours
Paving	450 x 450 x 32	64	4.9	13.0	B N

*Assumes nominal 10mm joint width.

Visit [Marshalls.co.uk/homeowners](https://www.marshalls.co.uk/homeowners) for more information or to order a sample today

All products come with specific installation guidelines. See p190 for additional product notes or contact our technical team on 0370 411 2233.



£
STANDARD

UTILITY

Paving



Richmond,
Buff (B)

Pendle,
Buff (B)

Richmond,
Natural (N)

Pendle,
Natural (N)



Utility Paving
Pendle, Buff

No nonsense basic paving

Utility paving offers a hardwearing and effective solution when a basic paver is all that is required. Available in two surface finishes; Pendle is riven, whilst Richmond is flat. Not suitable for decorative areas for example patios.

	Sizes mm (nominal)	No. items/pack	No. /m ² *	Colours
Richmond	450 x 450 x 32	60	4.7	N B
	600 x 600 x 38	25	2.7	N B
Pendle	450 x 450 x 32	60	4.7	N B
	600 x 600 x 38	25	2.7	N B

*Assumes nominal 10mm joint width.

Visit [Marshalls.co.uk/homeowners](https://www.marshalls.co.uk/homeowners) for more information or to order a sample today

All products come with specific installation guidelines. See p190 for additional product notes or contact our technical team on 0370 411 2233.






DRIVEWAY PAVING

THE BEST PRODUCTS DESERVE THE BEST INSTALLATION...

Selecting the right paving products to create the desired effect should not be the only consideration when planning your driveway project. What lies beneath your driveway is as important, if not more important than the final layer.

Where the sub-base is installed incorrectly or is insufficient to support the chosen driveway products, this is what happens to your investment...



Insufficient edge restraint



Poor sub-base



Poor sub-base

CHOOSE A MARSHALLS REGISTER INSTALLER

Marshalls Register members are assessed on a regular basis to ensure they install our products correctly, giving you your dream patio which will enhance your property into the future. That's why **99% of people who use a Register member would recommend them to a friend.***

To find your local member please visit www.marshalls.co.uk/findaninstaller

*Data analysis from Customer Feedback Forms, includes the period up to and including September 2017.



Surface Performance Technology

SPT

Marshalls

SURFACE PERFORMANCE TECHNOLOGY

Surface Performance Technology utilises the highest quality ingredients coupled with state of the art innovation in manufacturing techniques to create unique product aesthetics, colour blends and textures.

Products stamped with the STP approval carry an extended guarantee.

PERMEABLE DRIVEWAY LEGISLATION...

WHY YOU NEED DRAINAGE

The increased risk of flooding has led to changes in government legislation, meaning that the environmental consequences of creating hard landscaped areas for vehicle parking must now be taken into consideration when planning your driveway project. Visit www.communities.gov.uk for further information.

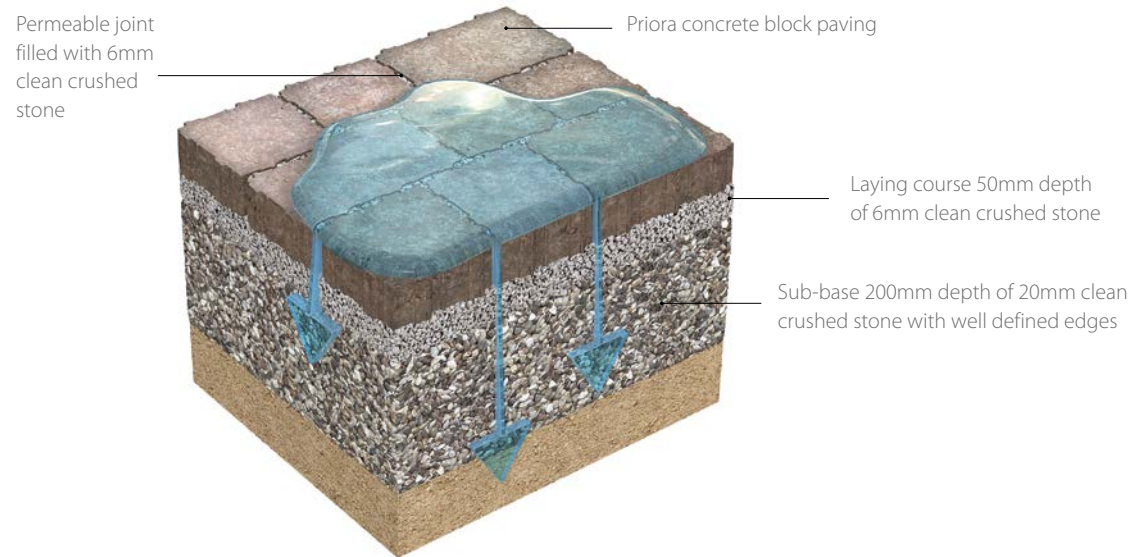

However, new and replacement driveways of any size are exempt from planning permission requirements where they use Sustainable Drainage Systems (SuDS).

Marshalls offers a full range of driveway products requiring no planning permission and having a positive impact on the environment.

The Piora Sustainable Drainage System (SuDS) has been specifically designed to manage heavy rainfall events. Each 60mm block features the Marshalls patented Piora nib design, which allows surface water to pass between the blocks into a specially calculated sub-base without compromising the structural performance of the driveway.



Marshalls permeable grids such as Grassguard or Drivegrid can also be used to create occasional parking areas capable of managing the rainfall that lands on your property as long as a permeable sub-base is installed.



*Please note Marshalls Drivegrid and Grassguard products work differently by holding a smaller volume of water, whilst allowing continued use. Contact Marshalls Technical and Advisory Service for more information.

Where a permeable driveway is not an option, adequate drainage must be incorporated into your driveway or patio design in order to avoid having to obtain planning permission.

SHOP BY COLOUR - DRIVEWAYS

Most people have in mind a colour palette for their project, irrespective of material or texture. Here you can choose your driveway products using this useful colour chart grouped by colour tone and texture.

NATURAL STONE

Key

Also available as:

Coping **C**

Edging **E**

Kerb **K**

Paving **P**

Steps **S**

Walling **W**

DRIVEWAY SETTS, Silver Birch — p101

P



SAWN GRANITE SETTS, Dark — p109



MAGNASETT, Silver Dusk — p105



NATURAL STONE SETTS, Split & Tumbled, Silver Birch — p107 **P W**



NATURAL STONE SETTS, Sawn & Tumbled, Silver Birch — p107 **P W**



CROPPED GRANITE SETTS, Silver Grey — p101



SAWN GRANITE SETTS, Light — p109

P S



SCOUTMOOR SETTS, Diamond Sawn — p103



MAGNASETT, Autumn Gold — p105



DRIVEWAY SETTS, Autumn Bronze — p101



NATURAL STONE SETTS, Split & Tumbled, Autumn Bronze — p107 **P W**



NATURAL STONE SETTS, Sawn & Tumbled, Autumn Bronze — p107 **P W**



CONCRETE DRIVEWAYS

DRIVESYS SPLIT STONE, Basalt — p111
E



DRIVESYS FLAMED STONE, Blue Pennant — p113



DRIVESETT NATRALE, Slate — p131



DRIVESETT SAVANNA, Charcoal — p135 NEW
K



DRIVESETT COPPICE, Pennant Blend — p129



DRIVELINE 50, Pewter Multi — p137



DRIVESYS ORIGINAL COBBLE, Basalt — p117
E



STANDARD BLOCK PAVING, Charcoal — p138



DRIVESETT ARGENT, Graphite — p123



DRIVESETT SAVANNA, Pennant Grey — p135



DRIVESYS RIVEN STONE, Basalt — p115
E



DRIVELINE 50, Charcoal — p137



DRIVESYS ORIGINAL COBBLE, Iron Grey — p117




DRIVELINE NOVA, Smooth Pebble Grey — p133



DRIVESETT ARGENT, Dark — p123
C E P W



DRIVELINE METRO, Dark Grey — p121



DRIVELINE NOVA, Smooth Brindle — p133
E



STANDARD BLOCK PAVING, Brindle — p138
K



DRIVESYS RIVEN STONE, Silver Gray — p115



DRIVESETT ARGENT, Light — p123
C E P W



STANDARD BLOCK PAVING, Red — p138



DRIVELINE 50, Brindle — p137



DRIVESETT TEGULA ORIGINAL, Pennant Grey — p125
K



DRIVELINE METRO, Light Grey — p121



DRIVESYS CLASSIC PAVER, Abbey Blend — p119



DRIVESETT SAVANNA, Traditional — p135



DRIVELINE NOVA, Coarse, Pebble Grey — p132 NEW



DRIVESETT COPPICE, Cedar Blend — p129 NEW



DRIVESYS CLASSIC PAVER, Manor Red — p119




DRIVELINE 50, Burnt Ochre — p137



DRIVELINE NOVA, Coarse Brindle — p132 **NEW**




DRIVESETT SAVANNA, Autumn — p135




DRIVELINE 50, Buff — p137



DRIVESETT TEGULA ORIGINAL, Traditional — p125 **K W**



DRIVELINE METRO, Maroon — p121



DRIVELINE 50, Bracken — p137



DRIVESETT NATRALE, Sand — p131



DRIVELINE METRO, Rose — p121



DRIVESYS ORIGINAL COBBLE, Canvas — p117



STANDARD BLOCK PAVING, Bracken — p138



STANDARD BLOCK PAVING, Natural — p138



DRIVESETT TEGULA ORIGINAL, Hazelnut — p125



STANDARD BLOCK PAVING, Sunrise — p138



STANDARD BLOCK PAVING, Buff — p138




DRIVESETT TEGULA ORIGINAL, Autumn — p125



DRIVESETT COPPICE, Oak Blend — p129



DRIVESETT TEGULA ORIGINAL, Harvest — p125



DRIVESETT ARGENT, Buff — p123



To find your local Register Member please visit
www.marshalls.co.uk/findaninstaller

SHOP BY COLOUR - PERMEABLE DRIVEWAYS

Most people have in mind a colour palette for their project, irrespective of material or texture. Here you can choose your driveway products using this useful colour chart grouped by colour tone and texture.

Key

Also available as:

Coping **C** Edging **E** Kerb **K** Paving **P** Steps **S** Walling **W**

DRIVESETT ARGENT PRIORA, Graphite — p141



DRIVESETT TEGULA PRIORA, Pennant Grey — p143
K



DRIVEGRID with Golden Blend 10mm Aggregate — p147



DRIVELINE PRIORA, Charcoal — p145



DRIVESETT ARGENT PRIORA, Light — p141
C E P W



DRIVEGRID with Multi Flint Spar 10mm Aggregate — p147



DRIVESETT ARGENT PRIORA, Dark — p141
C E P W



DRIVEGRID with Sea-Washed 10mm Aggregate — p147



GRASSGUARD, Earth Brown — p146



DRIVELINE PRIORA, Burnt Ochre — p145



DRIVELINE PRIORA, Bracken — p145



DRIVESETT TEGULA PRIORA, Traditional — p143
C K W



DRIVELINE PRIORA, Brindle — p145



DRIVELINE PRIORA, Buff — p145



DRIVELINE PRIORA, Red — p145



DRIVESETT TEGULA PRIORA, Harvest — p143





NATURAL STONE DRIVEWAYS

AUTHENTIC
CHARACTER
& CHARM

Bespoke Service Available - See p170

DRIVEWAY SETTS

Ethically Sourced
Sawn Natural Stone



Autumn Bronze (AB)

Silver Birch (SB)

Cropped Granite
Setts, Silver Grey (SG)



Driveway Setts
Bands of Silver Birch and Autumn Bronze
Also shown: Banded with cropped Granite Setts.

The ultimate in driveways setts

Precisely cut Driveway Setts produced from graded Indian sandstone, hand selected for beautiful consistent colours. Perfect to give any home a real touch of luxury.

	Sizes mm (nominal)	No. items/ pack	m ² /pack	Colours	Order Select
Driveway Setts Project Packs	120 x 160 x 50	28	7.83	AB SB	✓*
	160 x 160 x 50	90			
	240 x 160 x 50	130			
Cropped Granite Setts	100 x 100 x 100	400	4.0	SG	N/A
	200 x 100 x 100	200	4.0		

*Order Select minimum quantity is 1m² random sizes. For details see p194.

Complete this look

Steps p166, Kerbs p181, Walling p148


Visit [Marshalls.co.uk/homeowners](https://www.marshalls.co.uk/homeowners) for more
information or to order a sample today

All products come with specific installation guidelines. See p191 for
additional product notes or contact our technical team on 0370 411 2233.





Scoutmoor Setts
Diamond Sawn



Scoutmoor Setts
Diamond Sawn

SCOUTMOOR SETTS

Sawn Natural Stone



Diamond Sawn (DS)

Exclusive and Iconic British Yorkstone

Marshalls exclusive Scoutmoor stone will be available in driveway setts from 2019.

Sourced from our very own quarry and manufactured at one of our many sites in Britain. This stunning, premium British Yorkstone features in many iconic and prestigious locations across the UK, including Trafalgar Square. Scoutmoor is predominantly blue/grey in colour with sweeping variable brown bands.

	Sizes mm (nominal)	No./m ²	Colours	Order Select
Single Sizes	200 x 100 x 50	7.20	DS	✓*

*Order Select minimum quantity is 1m² random sizes. For details see p194.

Complete this look

Steps p166, Kerbs p181, Walling p148

Visit [Marshalls.co.uk/homeowners](https://www.marshalls.co.uk/homeowners) for more information or to order a sample today

All products come with specific installation guidelines.
Contact our technical team on 0370 411 2233.



££££
LUXURY



Magnasett
Silver Dusk
Also shown: Edged with Drivesett Argent.
Design & Install by Perfect Paving Ltd, Keston.

MAGNASETT

Ethically Sourced Natural Stone



Magnasett
Autumn Gold
Design & install by Avantgardens North East Ltd, Hartlepool.



Autumn Gold (AG)

Silver Dusk (SD)

A statement choice for driveways or patios

Beautifully large stone setts designed to make a real statement. Equally suitable for use on both driveways and patios. These sandstone setts will add a unique and stylish look to your property and are available in two blended colours of naturally split stone which provides a delicate riven surface.

	Sizes mm (nominal)	No. items/pack	No./m ²	Colours	Order Select
Magnasett 7.9m ² Project Pack	400 x 400 x 50	16	N/A	AG SD	✓*
	400 x 265 x 50	32	N/A		
	265 x 265 x 50	16	N/A		
	265 x 127 x 50	24	N/A		

*Order Select minimum quantity is 1m² random sizes. For details see p194.

Complete this look

Steps p166, Kerbs p181, Walling p148

Visit [Marshalls.co.uk/homeowners](https://www.marshalls.co.uk/homeowners) for more information or to order a sample today

All products come with specific installation guidelines. See p191 for additional product notes or contact our technical team on 0370 411 2233.





Natural Stone Setts
Sawn & Tumbled, Silver Birch
Design & Install by Oakley Landscapes Ltd, East Sheen.



Natural Stone Setts
Split & Tumbled, Autumn Bronze

NATURAL STONE SETTS

Ethically Sourced Sandstone



Sawn & Tumbled,
Autumn Bronze (AB)

Sawn & Tumbled,
Silver Birch (SB)

Split & Tumbled,
Autumn Bronze (AB)

Split & Tumbled,
Silver Birch (SB)

Superb traditional sandstone driveways

Natural stone driveway setts produced from specially selected Indian sandstone, featuring naturally split stone to give a delicate riven or sawn surface. Hand selected for colour consistency and available in a range of sizes to create a truly outstanding driveway.

	Sizes mm (nominal)	No. items /pack	m ² /pack**	Colours	Order Select
Split & Tumbled Setts***	200 x 100 x 50	400	9.5	AB SB	✓*
Sawn & Tumbled Setts	200 x 100 x 50	480	10		

*Order Select minimum quantity 1m². For details see p194.

**Assumes nominal 15mm joint width.

***Split and tumbled setts are calibrated.

Complete this look

Steps p166, Kerbs p181, Walling p148

Visit [Marshalls.co.uk/homeowners](https://www.marshalls.co.uk/homeowners) for more information or to order a sample today

All products come with specific installation guidelines. See p191 for additional product notes or contact our technical team on 0370 411 2233.



CO₂/M²



££££
LUXURY



Driveway Sawn Granite Setts

Dark with Light feature band

Also shown: Stoneface Drystack Veneer, walling, Always Green, Summer Lawn.
Design & Install by Stonecraft Landscape & Design, Blackpool.



Clean lines for a contemporary finish

Our stunning Sawn Granite Driveway Setts are perfect for creating a contemporary driveway. Designed to coordinate perfectly with our Granite Eclipse paving, these modern format setts have a lightly flamed surface texture for durable, excellent non-slip properties.

	Sizes mm (nominal)	No. items/ pack	m ² /pack	Colours	Order Select
Granite Setts	350 x 150 x 50	90	7.65	LT DK	✓*
	250 x 150 x 50	60			
	150 x 150 x 50	30			

*Order Select minimum quantity is 1m². For details see p194.

Complete this look

Steps p166, Kerbs p181, Walling p148

SAWN GRANITE SETTS

Premium Natural Granite



Light (LT)

Dark (DK)

Visit [Marshalls.co.uk/homeowners](https://www.marshalls.co.uk/homeowners) for more information or to order a sample today

All products come with specific installation guidelines. See p191 for additional product notes or contact our technical team on 0370 411 2233.



A woman with curly hair, wearing a light blue shirt and dark pants, is kneeling on a paved driveway, tending to a small potted plant. A green watering can is on the ground next to her. In the background, a dark blue Range Rover is parked on the driveway. The driveway is paved with interlocking concrete pavers in shades of brown, tan, and grey, arranged in a herringbone pattern. The scene is set in a garden with various plants and a brick house in the background.

CONCRETE DRIVEWAYS

MANUFACTURED FOR
LONG LASTING QUALITY

DRIVESYS® SPLIT STONE

Patented Driveway System



Basalt (B)



Drivesys Split Stone

Basalt

Also shown: Edged with Drivesett Kerb.

Subtly sophisticated driveway solution

All the character of premium natural stone with the reliability of a modern engineered concrete system. This robust design is created using realistic split stone face profiles combined with a straight edge for a sophisticated end result.

Complete this look

Steps p166, Kerbs p181, Walling p148

Visit [Marshalls.co.uk/homeowners](https://www.marshalls.co.uk/homeowners) for more information
or to order a sample today

To complete every Drivesys driveway, each pack is supplied with the right amount of ready mixed jointing compound, minimising fuss and number of deliveries.

Drivesys blocks come with a protective transportation seal which will remain slightly slippery underfoot until weathered. Once dissipated blocks may appear lighter in colour.



Marshalls recommends the patented Drivesys Driveway system is installed by Marshalls Register Installers.

! IMPORTANT LAYING INFORMATION:

This product comes with specific installation guidelines. See p191 for additional product notes or contact our technical team on 0370 411 2233.

	Sizes mm (nominal)	No. item/ pack	Area (m ² /pack)	Colours	Order Select
Mixed Size Pack	220 x 160 x 60	50		B	✓*
	200 x 160 x 60	30			
	180 x 160 x 60	40			
	160 x 160 x 60	10			
	120 x 160 x 60	15			
Ready mixed jointing	15kg	2		GREY	
Total/pack		145	4.51**		

*Order Select minimum quantity is 1m² random sizes. For details see p194.

**This pack size is subject to change, please call Marshalls on 0345 3040 707 for more information.






Drivesys Flamed Stone

Blue Pennant

Also shown: Edged with Drivesys Riven Stone, Keykerb Large and pathway in Lazaro Marble.
Design and install by Advanced Landscapes Ltd, Preston.



DRIVESYS® FLAMED STONE

Patented Driveway System



Blue Pennant (BP)

Creating a stunning and prestigious driveway

Create an impact with this larger sized concrete system featuring a flamed-effect finish with the prestigious look and feel of Welsh Pennant stone. Realistic Gwrhyd Welsh stone face profiles used with a straight contemporary edge, hardwearing colour and finish, available in five sizes with coordinating Roundtop edges.

To complete every Drivesys driveway, each pack is supplied with the right amount of ready mixed jointing compound, minimising fuss and number of deliveries.

Drivesys blocks come with a protective transportation seal which will remain slightly slippery underfoot until weathered. Once dissipated blocks may appear lighter in colour.



Marshalls recommends the patented Drivesys Driveway system is installed by Marshalls Register Installers.

	Sizes mm (nominal)	No. item/ pack	Area (m²/pack)	Colours	Order Select
Mixed Sized Pack	280 x 210 x 60	50	5.51	BP	✓*
	210 x 210 x 60	25			
	140 x 210 x 60	20			
	250 x 210 x 60	10			
	170 x 210 x 60	10			
Ready mixed jointing	15kg	2		GREY	
Total/pack		115	5.51		

*Order Select minimum quantity is 1m² random sizes. For details see p194.

Complete this look

Steps p166, Kerbs p181, Walling p148

Visit [Marshalls.co.uk/homeowners](https://www.marshalls.co.uk/homeowners) for more information or to order a sample today

! IMPORTANT LAYING INFORMATION:

This product comes with specific installation guidelines. See p191 for additional product notes or contact our technical team on 0370 411 2233.






Drivesys Riven Stone

Silver Grey

Also shown: Drivesys' Original Cobble, Border and Entrance.



Drivesys Riven Stone

Basalt

Design & Install by Gary Pearce Landscapes Ltd, Shrewsbury

DRIVESYS® RIVEN STONE

Patented Driveway System



Silver Grey (SG)

Basalt (B)

A subtle riven surface with sharp clean lines

An elegant driveway system replicating lightly riven stone face profiles complemented by crisp, straight edges, offering an attractive and cost effective alternative to natural stone. Practical, hardwearing colour and finish.

To complete every Drivesys driveway, each pack is supplied with the right amount of ready mixed jointing compound, minimising fuss and number of deliveries.

Drivesys blocks come with a protective transportation seal which will remain slightly slippery underfoot until weathered. Once dissipated blocks may appear lighter in colour.



Marshalls recommends the patented Drivesys Driveway system is installed by Marshalls Register Installers.

	Sizes mm (nominal)	No. item/pack	Area (m ² /pack)	Colours	Order Select
Mixed Size Pack	220 x 160 x 60	50		SG B	✓*
	200 x 160 x 60	30			
	180 x 160 x 60	40			
	160 x 160 x 60	10			
	120 x 160 x 60	15			
Ready mixed jointing	15kg	2		GREY	
Total/pack		145	4.51		

*Order Select minimum quantity is 1m² random sizes. For details see p194.

Complete this look

Steps p166, Kerbs p181, Walling p148

Visit [Marshalls.co.uk/homeowners](https://www.marshalls.co.uk/homeowners) for more information or to order a sample today

! IMPORTANT LAYING INFORMATION:

This product comes with specific installation guidelines. See p191 for additional product notes. Contact our technical team on 0370 411 2233.





Drivesys Original Cobble

Iron Grey & Canvas random mix

Design & Install by D Plumridge Professional Driveway & Patio Construction, Sutton



Drivesys® Original Cobble

Basalt

Also shown: Edged with Drivesys Original Cobble.

Design & Install by Yorkshire Pro-Paving & Groundworks Ltd, Otley

DRIVESYS® ORIGINAL COBBLE

Patented Driveway System



Basalt (B)

Iron Grey (IG)

Canvas (CN)

An elegant and timeless reclaimed stone look

Drivesys Original Cobble creates a realistic antique cobble stone look with all the benefits of an engineered concrete driveway system. Use as single colour finish or blend a variety of colours to enhance the charm of any home. Coordinating Roundtop edges are available.

To complete every Drivesys driveway, each pack is supplied with the right amount of ready mixed jointing compound, minimising fuss and number of deliveries.

Drivesys blocks come with a protective transportation seal which will remain slightly slippery underfoot until weathered. Once dissipated blocks may appear lighter in colour.



	Sizes mm (nominal)	No. items/ pack	m ² / pack	Colours	Order Select
Mixed Size Pack	215 x 130 x 60	80	5.46	B IG CN	✓*
	165 x 130 x 60	40			
	130 x 130 x 60	40			
	185 x 130 x 60	40			
	145 x 130 x 60	40			
Ready Mixed Jointing	15kg	3		GREY	
Total pack		240			

*Order Select minimum quantity is 1m² random sizes. For details see p194.

Marshalls recommends the patented Drivesys Driveway system is installed by Marshalls Register Installers.

Complete this look

Steps p166, Kerbs p181, Walling p148

Visit Marshall's.co.uk/homeowners for more information or to order a sample today

! IMPORTANT LAYING INFORMATION:

This product comes with specific installation guidelines. See p191 for additional product notes. Contact our technical team on 0370 411 2233.





Drivesys Classic Paver
Manor Red
Also shown: Edged with Drivesett Argent Driveway Edging.



Drivesys Classic Paver
Abbey Blend
Frinton Tarmacadam & Paving Ltd, Frinton-on-Sea

DRIVESYS® CLASSIC PAVER

Patented Driveway System



Manor Red (MR)

Abbey Blend (AB)

High strength, high quality authentic style

Drivesys Classic Paver is a replica clay product made in high strength concrete for durability and ease of installation. A variety of realistic face profiles reflect the character of original kiln fired pavers resulting in truly authentic style. Two traditional colours are designed to be laid individually or as a coordinating blend.

To complete every Drivesys Classic Paver driveway, each pack is supplied with the right amount of ready mixed narrow jointing compound, minimising fuss and number of deliveries.

Drivesys blocks come with a protective transportation seal which will remain slightly slippery underfoot until weathered. Once dissipated blocks may appear lighter in colour.



Marshalls recommends the patented Drivesys Driveway system is installed by Marshalls Register Installers.

	Sizes mm (nominal)	No. items/ pack	m ² / pack	Colours	Order Select
Single Size Pack	200 x 100 x 60	250	5	MR AB	✓*
Ready Mixed Narrow Jointing	15kg	2		BUFF	
Total Pack			5		

*Order Select minimum quantity 1m² in single sizes. For details see p194.

Complete this look

Steps p166, Kerbs p181, Walling p148

Visit [Marshalls.co.uk/homeowners](https://www.marshalls.co.uk/homeowners) for more information or to order a sample today

! IMPORTANT LAYING INFORMATION:

This product comes with specific installation guidelines. See p191 for additional product notes. Contact our technical team on 0370 411 2233.





Driveline Metro


Light Grey & Dark Grey Mix

Also shown: Edged with Keykerb Small.

Design & Install by Esse Landscapes, Crawley.

DRIVELINE® METRO

Driveways



Driveline Metro
Light Grey & Dark Grey/Maroon/Rose Mixed
Also shown: Edged with Granite Setts.



Maroon (MA)

Rose (RO)

Light Grey (LG)

Dark Grey (DG)

Striking and streamlined driveway style

Achieve a sharp contemporary look with a distinctive streamlined shape. Lightly washed to expose the aggregate and give a premium finish. Create an eye catching design statement by mixing the four carefully selected colour options.

	Sizes mm (nominal)	No. items/ pack	m ² /pack	Colours	Order Select
Single Size Pack	480 x 130 x 80	108	6.73	MA RO LG DG	✓*

*Order Select minimum quantity is 1m² in single sizes. For details see p194.

Part of the SPT range.
A strong, linear format.



Complete this look

Steps p166, Kerbs p181, Walling p148

Visit Marshall's.co.uk/homeowners for more information or to order a sample today

All products come with specific installation guidelines. See p191 for additional product notes or contact our technical team on 0370 411 2233.



**£££
PREMIUM**




Drivesett Argent

Dark

Design & Install by Elite Pave, Hemel Hempstead.

DRIVESETT® ARGENT®

Driveways



Driveline Argent

Light

Also shown: Drivesett Tegula edge and Tegula Kerb, Pennant Grey



Graphite (GR)

Light (LT)

Dark (DK)

Buff (B)

Stunning granite finish with premium aggregates

Achieve a premium granite look with this cost effective, attractive and hardwearing alternative to natural granite stone setts. Made using a blend of granite aggregates. Coordinating paving and walling in the same range is available to provide greater design potential.

Project Pack	Sizes mm (nominal)	No. items/ pack	m ² /pack	Colours	Order Select
Large	240 x 160 x 50	120	4.61	GR LT DK B	✓*
Medium	160 x 160 x 50	216	5.53		
Small	80 x 160 x 50	48	0.61		
Total/pack		384	10.75		

*Order Select supplied in minimum 1m² random pattern sizes. For details see p194.

Part of the SPT range.
For use of natural granite
stone aggregates.



Complete this look

Steps p166, Kerbs p181, Walling p148, Permeable p140

Visit Marshall's.co.uk/homeowners for more information or to order a sample today

All products come with specific installation guidelines. See p191 for additional product notes or contact our technical team on 0370 411 2233.



**£££
PREMIUM**



Drivesett Tegula Original
Blend of Traditional & Harvest
Design & Install by M A Searles, Wakefield.

DRIVESETT® TEGULA® ORIGINAL

Driveways



The most popular traditional block paving


Original and popular traditional block paving renowned for its lasting performance, offering a classic, high quality driveway. Designed to create an established, timeworn appearance, with a variety of block sizes and rich, traditional colour blends. With coordinating kerbs, walling and circle features available, Drivesett Tegula Original really is the complete package.

Single Size Packs	Sizes mm (nominal)	No. items/ pack	No/m ²	m ² / pack	Colours	Order Select
Large	240 x 160 x 50	284	26	10.91	TR H PG HA A H	
Medium	160 x 160 x 50	426	39	10.91		
Small	120 x 160 x 50	606	52	11.64		✓*

*Order Select minimum quantity 1m² in single sizes. For details see p194.

*Project packs available, details on next page.

Tegula is a trademark of SF Kooperation GmbH.



Traditional (TR)

Pennant Grey (PG)

Hazelnut (HA)

Autumn (A)

Harvest (H)

Complete this look

Steps p166, Kerbs p181, Walling p148, Circle p127, Permeable p142

Visit [Marshalls.co.uk/homeowners](https://www.marshalls.co.uk/homeowners) for more information or to order a sample today

All products come with specific installation guidelines. See p191 for additional product notes or contact our technical team on 0370 411 2233.



££
MID RANGE



www.marshalls.co.uk/homeowners



Drivesett Tegula Original
Pennant Grey
Also shown: Drivesett Kerb

DRIVESETT® TEGULA® ORIGINAL PROJECT PACK

Driveways



Traditional (TR)

Harvest (H)

Pennant Grey (PG)

Versatile colours for a bespoke finish

Drivesett Tegula Original is available in 9.73m² Project Packs, which contain the perfect proportion of block sizes to achieve a balanced look. Project Packs are ideal for easily calculating the correct number of packs to order with a minimum of waste. Available in the three most popular Drivesett Tegula Original colours.

Project Packs	Sizes mm (nominal)	m ² /pack	Colours
Large	240 x 160 x 50	9.73	TR H PG
Medium	160 x 160 x 50		
Small	120 x 160 x 50		

Project pack will not blend with single size Tegula or accessories, it has been designed to be used alone.

Tegula is a trademark of SF Kooperation GmbH.

Complete this look

Steps p166, Kerbs p181, Walling p148

Visit [Marshalls.co.uk/homeowners](https://www.marshalls.co.uk/homeowners) for more information or to order a sample today

All products come with specific installation guidelines. See p191 for additional product notes or contact our technical team on 0370 411 2233.



££
MID RANGE

DRIVESETT® TEGULA® ORIGINAL CIRCLE

Driveways



Traditional (TR)

Pennant Grey (PG)



Drivesett Tegula Original Circle
Traditional & Pennant Grey

The classic focal point

The perfect feature to create a truly individual driveway. This versatile circle can be incorporated as a focal point or used to break up uniformity in larger block paved areas. High quality, classic look and performance, with an attractive aged appearance and carefully matched colour choices.

*Manufactured as a feature and will therefore not match exactly with the equivalent black paving colour. For best result, lay with contrasting colours as shown.

	Sizes mm (nominal)	m ² / pack	Colours
Circle Pack (2.6 dia.)	2600	5.3	TR PG

Tegula is a trademark of SF Kooperation GmbH.

Complete this look

Steps p166, Kerbs p181, Walling p148

**Visit [Marshalls.co.uk/homeowners](https://www.marshalls.co.uk/homeowners) for more
information or to order a sample today**

All products come with specific installation guidelines. See p191 for additional product notes or contact our technical team on 0370 411 2233.



££
MID RANGE



Drivesett Coppice

Cedar & Pennant Blend with an Oak Blend border detail

Design & Install by Jason Clarke Classic Paving, Cheshire.





Distinctive blended colours for a unique finish

Blended from light to dark in each colour mix, the single size pack contains five different blends which, when laid create an impression of multiple sized block paving.

The blocks are lightly riven with an aged edge detail that creates a distinctive driveway. Available in one popular block size for ease of installation and three versatile colours blended to suit a broad range of house types.

	Size mm (nominal)	Units per pack	Area m ² /pack	Colour	Order Select
Single Size Pack	240 x 160 x 50	250	9.6	CB OB PB	✓*

*Order Select minimum quantity 1m² in single sizes. For details see p194.




Part of the SPT range because of its unique blend of colour across the pack.

Complete this look

Steps p166, Kerbs p181, Walling p148

DRIVESETT[®] COPPICE[®]

Driveways



Cedar Blend (CB)

Oak Blend (OB)

Pennant Blend (PB)

Visit [Marshall's.co.uk/homeowners](https://www.marshall's.co.uk/homeowners) for more information or to order a sample today

All products come with specific installation guidelines. See p191 for additional product notes or contact our technical team on 0370 411 2233.



££
MID RANGE



Drivesett Natrale
Slate

Also shown: Keykerb Large, Charcoal.



DRIVESETT® NATRALE

Driveways

A subtle and gentle natural stone replica

Drivesett Natrale uses realistic split stone face profiles to provide a cost effective, hardwearing and practical alternative to natural stone driveways. The varied selection of block sizes and warm colour mixes can be used to create attractive random designs.



Sand (S)

Slate (SL)

Single Size Pack	Sizes mm (nominal)	No. items/ pack	m ² / pack	Colours	Order Select
Large	240 x 160 x 50	300	11.52	S SL	✓*
Medium	160 x 160 x 50	420	10.75		
Small	120 x 160 x 50	540	10.37		

*Order Select minimum 1m² in single sizes. For details see p194.

Complete this look


Steps p166, Kerbs p181, Walling p148

Visit [Marshalls.co.uk/homeowners](https://www.marshalls.co.uk/homeowners) for more information or to order a sample today

All products come with specific installation guidelines. See p191 for additional product notes or contact our technical team on 0370 411 2233.



££
MID RANGE



Driveline Nova Coarse
Pebble Grey
 Also shown: Drivesett Argent Edging, Casarta Slate Paving & Step.

DRIVELINE NOVA[®] COARSE **NEW**

Driveways



Brindle
 Coarse (BRIC)

Pebble Grey
 Coarse (PGC)



Driveline Nova



Driveline 50

A textured alternative to Nova Smooth

All the advantages of Driveline Nova with a coarse surface texture. An alternative to smooth or a contrasting option to allow a unique modern design, working the textures together with the same larger sized unit for quick installation. The textured surface keeps the unique streak of colour that is popular from Driveline Nova but creates a more subtle blend across the block.

	Size mm (nominal)	No. items/pack	m ² /pack	Colour	Order Select
Single Size Pack	300 x 150 x 50	216	9.72	BRIC PGC	✓*

*Order Select minimum 1m² in single sizes. For details see p194.

Complete this look

Steps p166, Kerbs p181, Walling p148

Visit [Marshalls.co.uk/homeowners](https://www.marshalls.co.uk/homeowners) for more information or to order a sample today

All products come with specific installation guidelines. See p191 for additional product notes or contact our technical team on 0370 411 2233.

Part of the SPT range because of a streak of colour across the block.



££
 MID RANGE

DRIVELINE NOVA® SMOOTH

Driveways



Pebble Grey
Smooth (PG)

Brindle Smooth
(BRI)



Driveline Nova



Driveline 50



Driveline Nova Smooth
Brindle

Traditional colours with a contemporary twist

A paving option with lots of design capabilities. From the successful combination of two contrasting colours into every block, giving a blend of traditional colours with a contemporary finish. To a larger sizing option with a high quality finish. Driveline Nova is also available in two textures, smooth and coarse. Giving the options to mix in textures following the latest trends.

	Size mm (nominal)	No. items/pack	m ² /pack	Colour	Order Select
Single Size Pack	300 x 150 x 50	216	9.72	PG BRI	✓*

*Order Select minimum 1m² in single sizes. For details see p194.

Complete this look

Steps p166, Kerbs p181, Walling p148

Visit [Marshalls.co.uk/homeowners](https://www.marshalls.co.uk/homeowners) for more information or to order a sample today

All products come with specific installation guidelines. See p191 for additional product notes or contact our technical team on 0370 411 2233.

Part of the SPT range because of a streak of colour across the block.



££
MID RANGE





Drivesett Savanna
Autumn

Also shown: Edged with Keykerb Small & Large, Charcoal.
Design & Install by Brighthouse Driveways, Brighthouse





Create a versatile driveway for everyday living

An all round great quality, great value product. Designed to create a classic driveway look and finish, with hardwearing performance. These classic shape blocks are available in a range of contemporary colours and sizes to provide the right aesthetic for every property style.

Single Size Pack	Sizes mm (nominal)	No. items/ pack	m ² / pack	Colours	Order Select
Large	240 x 160 x 50	300	11.52	A TR PG CH	✓*
Medium	160 x 160 x 50	420	10.75		
Small	120 x 160 x 50	540	10.37		

*Order Select minimum 1m² in single sizes. For details see p194.

NEW Drivesett Savanna Kerb. See page 183.

DRIVESETT[®] SAVANNA[®]

Driveways



Autumn (A)

Traditional (TR)

Pennant Grey (PG)

Charcoal (CH)
NEW

Visit [Marshalls.co.uk/homeowners](https://www.marshalls.co.uk/homeowners) for more information or to order a sample today

All products come with specific installation guidelines. See p191 for additional product notes or contact our technical team on 0370 411 2233.

Complete this look

Steps p166, Kerbs p181, Walling p148


CO₂/M²


MADE IN
BRITAIN

££
MID RANGE



Driveline 50
Burnt Ochre
Also shown: Edged with Charcoal.






A trusted favourite with a quality finish

Affordable block paving for driveways with all the inherent quality of Marshalls Surface Performance Technology. These smooth and durable blocks are available in a wide range of vibrant colours that complement the subtle sparkle that can be seen in the surface. Driveline 50 will maintain the appearance, complementing any style of property for many years to come.

DRIVELINE 50®

Driveways



Brindle (BRI)

Charcoal (CH)

Burnt Ochre (BO)

Pewter Multi (PM)

Buff (B)

Bracken (BRA)

Complete this look

Steps p166, Kerbs p181, Walling p148

	Sizes mm (nominal)	No. items/ pack	m ² /pack	Colours	Order Select
Single Size Packs	200 x 100 x 50	488	9.76	BRI CH BO PM B BRA	✓*

*Order Select minimum supplied, 1m² in single sizes. For details see p194.

Part of the SPT range because of its premium surface texture and subtle sparkle.



Visit [Marshalls.co.uk/homeowners](https://www.marshalls.co.uk/homeowners) for more information or to order a sample today

All products come with specific installation guidelines. See p191 for additional product notes or contact our technical team on 0370 411 2233.



££
MID RANGE



Standard Block Paving
 Bracken
 Also shown: Bracken/edged with Charcoal.
 Installed by James Bird Landscapes Ltd, Sheffield.

STANDARD BLOCK PAVING

Driveways



Brindle (BRI)

Red (R)

Charcoal (CH)

Bracken (BRA)

Sunrise (SR)

Buff (B)

Natural (N)

A budget driveway solution

Budget block paving which offers a slightly more attractive, practical and longer lasting option than a resin or asphalt product. However, if you're looking for an alternative product of superior quality, take a look at Driveline 50, made with our exclusive 'Surface Performance Technology'.

	Sizes mm (nominal)	No. items/ pack	No/m ²	m ² / pack	Colours
Single Size Pack	200 x 100 x 50	488	50	9.76	BRI R CH BRA SR B N

Complete this look

Steps p166, Kerbs p181, Walling p148, Permeable p145

Visit [Marshalls.co.uk/homeowners](https://www.marshalls.co.uk/homeowners) for more information or to order a sample today

All products come with specific installation guidelines. See p192 for additional product notes or contact our technical team on 0370 411 2233.



A woman in a grey jacket and blue jeans is walking a small black and white dog on a leash across a wide, grey permeable driveway. The driveway is made of interlocking rectangular pavers. To the left of the driveway is a green lawn and a wooden fence with a lattice top. In the background is a two-story brick house with a dark grey roof, white-framed windows, and a small balcony. A white car is partially visible on the right side of the driveway.

PERMEABLE DRIVEWAYS

SUSTAINABLE
INNOVATION FOR
WATER MANAGEMENT



Drivesett Argent Priora

Dark

Also Shown: Edged with Drivesett Argent Priora, Light.

Design & Install by Arun Driveways, Littlehampton.

DRIVESETT® ARGENT® PRIORA®

Patented Permeable Block Driveways



Drivesett Argent Priora
Graphite

Also shown: Drivesett Argent Priora, Light, Border/Drivesett Argent Edging.
Design & Install by Milner Landscapes & Construction, Birmingham.



Graphite (GR)

Light (LT)

Dark (DK)

A modern aesthetic with permeable properties

The ultimate sustainable driveway option with no additional drainage required and no need for planning permission. Priora Permeable Paving is designed to enable rainwater to percolate directly into the ground below, without overloading the drains, thereby reducing flood risk. Argent Priora has all the design appeal of a contemporary granite-look finish and is available with a range of coordinating, walling and edging features.

Project Pack	Sizes mm (nominal)	No. items/pack	m ² /pack	Colours	Order Select
Large	240 x 160 x 60	108		GR LT DK	✓*
Medium	160 x 160 x 60	135			
Small	80 x 160 x 60	36			
Total Pack		279	8.06		

*Order Select supplied in minimum 1m² random sizes. For details see p194.

Priora is a trademark of UNI-International Bausysteme GmbH.

Complete this look

Steps p166, Kerbs p181, Walling p148

Visit [Marshalls.co.uk/homeowners](https://www.marshalls.co.uk/homeowners) for more information or to order a sample today

All products come with specific installation guidelines. See p192 for additional product notes or contact our technical team on 0370 411 2233.





Drivesett Tegula Priora

Pennant Grey

Also shown: With Harvest mix and Traditional.

Design & Install by Sandstone Landscape Construction, York.



A permeable driveway with an aged and authentic look

No planning permission required – Tegula Priora is designed to manage heavy rainfall in a sustainable way, with surface water passing through into the ground below. No need for additional drainage. Tegula is renowned for its lasting high quality look featuring an elegant timeworn appearance.

Single Size Pack	Sizes mm (nominal)	No. items/ pack	m ² / pack	Colours
Large	240 x 160 x 60	232	8.91	TR PG H
Medium	160 x 160 x 60	348	8.91	
Small	120 x 160 x 60	492	9.45	

Tegula is a trademark of SF Kooperation GmbH.
Priora is a trademark of UNI-International Bausysteme GmbH.

Complete this look

Steps p166, Kerbs p181, Walling p148

DRIVESETT® TEGULA® PRIORA®

Patented Permeable Block Driveways



Traditional (TR)

Pennant Grey (PG)

Harvest (H)

Visit [Marshalls.co.uk/homeowners](https://www.marshalls.co.uk/homeowners) for more information or to order a sample today

All products come with specific installation guidelines. See p192 for additional product notes or contact our technical team on 0370 411 2233.





Driveline Piora
Brindle

Also shown: Edged with Driveline Piora/Charcoal
and Driveline 4-in-1 Kerb/Charcoal.

DRIVELINE® PRIORA®

Patented Permeable Block Driveways



Driveline Piora
Bracken

A versatile permeable driveway solution

The ideal permeable driveway solution, available in a range of attractive and popular colour options to enhance every home. No planning permission or additional drainage is required – Driveline Piora manages driveway drainage by allowing surface water to pass through the joints directly into the ground below, therefore not overloading the drains and reducing flood risk.

	Sizes mm (nominal)	No. items/ pack	m ² /pack	Colours
Single Size Pack	200 x 100 x 60	404	8.08	BRI BRA BO B CH R



Brindle (BRI)

Bracken (BRA)

Burnt Ochre (BO)

Buff (B)

Charcoal (CH)

Red (R)

Piora is a trademark of UNI-International Bausysteme GmbH.

Complete this look

Steps p166, Kerbs p181, Walling p148, Circle p127

Visit [Marshalls.co.uk/homeowners](https://www.marshalls.co.uk/homeowners) for more information or to order a sample today

All products come with specific installation guidelines. See p192 for additional product notes or contact our technical team on 0370 411 2233.



££
MID RANGE



www.marshalls.co.uk/homeowners



Grassguard
Also shown: Area adjacent to Drivesett Argent Priora/Light.

GRASSGUARD®

Permeable Driveways



Earth Brown

An occasional parking solution

Versatile and hardwearing, Grassguard is a great addition to block paved driveways, where only occasional parking is required. No planning permission required – Grassguard deals with rainfall run off in a sustainable way and retains all the environmental benefits of a natural grassed area.

	Sizes mm (nominal)	No. items/ pack	No. /m ²	m ² /pack	Colour	Order Select
Single Size Pack	500 x 300 x 100	64	6.67	9.6	Earth Brown	✓*

*Order select minimum, one 500x300x100 piece. For details see p194.

Complete this look

Steps p166, Kerbs p181, Walling p148, Edging p174

Visit [Marshalls.co.uk/homeowners](https://www.marshalls.co.uk/homeowners) for more information or to order a sample today


All products come with specific installation guidelines. See p192 for additional product notes or contact our technical team on 0370 411 2233.



££
MID RANGE

DRIVEGRID®


Permeable Driveways



Sea-Washed 10mm



Multi Flint Spar 8-11mm



Golden Blend 10mm



Stabilising permeable driveway grid

This Drivegrid System includes a high quality, premium grid that holds and stabilises gravel driveways and paths with a Geotextile to help prevent weed growth. Rainwater will run through the cells and into the ground below, so no planning permission is required.

System Pack	Nominal grade	Sizes mm (nominal)	No. items/pack	m ² /pack	Colours	Order Select
Stabiliser Grid		330 x 330 x 40	108	11.76	Black	✓*
Geotextile Membrane		2250 x 6000	1		White	
Aggregate	8-11mm 10mm	Bulk available in 850kg bags	1		Multi Flint Spar Golden Blend Sea Washed	

*Order select minimum, one 330 x 330 x 40 grid piece. For details see p194.

Grids come pre-assembled with Geotextile Membrane in pack. Aggregate is optional.

The amount of grid pieces and membrane supplied in a system pack is equivalent to the coverage of a 850kg bag of aggregate.

Complete this look

Steps p166, Kerbs p181, Walling p148, Edging p174

Visit [Marshalls.co.uk/homeowners](https://www.marshalls.co.uk/homeowners) for more information or to order a sample today

All products come with specific installation guidelines. See p192 for additional product notes or contact our technical team on 0370 411 2233.



£
STANDARD



WALLING & STEPS

FIND YOUR **STYLE...**

Whatever the style of your home, you will often require external walling to define some areas, confine others or make a barrier for privacy. We have a selection of premium walling products that complement our ranges of driveways and garden paving to achieve even the most ambitious projects.

CHOOSE FROM...

VENEER WALLING



Veneer tiles create a real wall easier. Fitted onto breeze block core inner for the stability of a real wall.

BLOCK WALLING



Full block to build a strong and natural finish walling.

SHOP BY COLOUR - WALLING

Most people have in mind a colour palette for their project, irrespective of material or texture. Here you can choose your walling products using this useful colour chart grouped by colour tone and texture.

NATURAL STONE

Key

Also available as:

Border **B** Driveway **D** Paving **P** Coping **C** Edging **E**

STONEFACE DRYSTACK VENEER, Nero Quoizel Mirror — p159 **NEW**



STONEFACE DRYSTACK VENEER, Slate Verte — p159



TRADITIONAL NATURAL STONE, Pitched Face, Silver Birch — p157



STONEFACE DRYSTACK VENEER, Nero — p159



STONEFACE TEXTURED, Silver Birch Multi — p154 **NEW**



STONEFACE SAWN VENEER, Silver Multi — p155



STONEFACE DRYSTACK VENEER, Slate Dusk — p159



TRADITIONAL NATURAL STONE, Tumbled, Silver Birch — p157 **D**



SAWN VERSURO, Silver Multi — p156 **B D P**



STONEFACE DRYSTACK VENEER, Copper Slate — p159



SAWN VERSURO, Golden Sand Multi — p156

B P



TRADITIONAL NATURAL STONE, Pitched Face, Autumn Bronze — p157



STONEFACE SAWN Veneer, Caramel Cream Multi — p155



STONEFACE SAWN VENEER, Autumn Bronze Multi — p155



STONEFACE SAWN VENEER, Golden Sand Multi — p155



TRADITIONAL NATURAL STONE, Tumbled, Autumn Bronze — p157



SAWN VERSURO, Caramel Cream Multi — p156

P



SAWN VERSURO, Autumn Bronze Multi — p156

B D P



STONEFACE TEXTURED, Golden Sand Multi — p154 NEW



STONEFACE DRYSTACK VENEER, Harvest Mix Quartzite — p159



STONEFACE DRYSTACK VENEER, Oyster Quartzite — p159



CONCRETE WALLING

MARSHALITE, Rustic, Ash Multi — p163



OLD MILL BRICK, Sunset — p165



MARSHALITE, Rustic, Buff — p163



ARGENT, Dark — p161
C D E P



ARGENT, Light — p161
D E P



CROFT STONE, Buff — p162



MARSHALITE, Split Face, Buff — p163



MARSHALITE, Pitched Face, Ash Multi — p163



TEGULA, Traditional — p164



CROFT STONE, Weathered — p162



MARSHALITE, Pitched Face, Buff — p163



NATURAL STONE WALLING

Bespoke Service Available - See p170



Stoneface Textured

Also shown: Versuro Sawn Silver Birch Bullnose Steps as coping and Always Green, Playing Fields.

STONEFACE® TEXTURED NEW

Walling



Golden Sand
Multi (GSM)



Silver Birch
Multi (SBM)

Create striking feature walls with texture and depth

This stunning walling comes in a mix of smooth and textured finishes, with a variety of lengths, widths and thicknesses, creating a truly unique looking walling.

The mix in textures creates a more subtle colour blend through the walling to create a stunning and soft looking feature wall area.

	Sizes mm (nominal)	m ² /pack	Colours	Order Select
One Kit	Box A = 18 pieces = 0.54	1.35m ² over the 3 boxes A,B,C	GSM SBM	✓**
	Box B = 17 pieces = 0.45			
	Box C = 11 pieces = 0.36			

* Min order 1 kit only. 1 Kit will contain box A, B and C.

**For Order Select details see p194.

Complete this look

Paving p20, Borders p174, Coping p172, Bespoke p170

Visit [Marshalls.co.uk/homeowners](https://www.marshalls.co.uk/homeowners) for more information or to order a sample today


All products come with specific installation guidelines. See p193 for additional product notes or contact our technical team on 0370 411 2233.



£££
PREMIUM

STONEFACE® SAWN VENEER

Walling



Golden Sand
Multi (GSM)

Caramel Cream
Multi (CCM)

Autumn Bronze
Multi (ABM)

Silver Multi (SM)



Stoneface Sawn Veneer

Silver Multi

Also shown: Argent Dark Coping and Always Green, Summer Lawn.

Simple and striking contemporary elegance

These beautiful natural stone veneers have been designed to clad existing or purpose built flat walls, combining all the aesthetics of sawn stone walling with the ease of the Stoneface installation method. Hand selected for a consistently matched colour blend that coordinates perfectly with all Sawn Versuro paving.

	Sizes mm (nominal)	No. items/ pack	m ² /pack	Colours
5 Size Mixed Box	500 x 100 x 15	4		GSM CCM ABM SM
	400 x 100 x 15	4		
	300 x 100 x 15	4		
	200 x 100 x 15	4		
	100 x 100 x 15	4		
Total/Box		20	0.6m ²	

Product comes supplied with primer and adhesive.
Minimum order for mainland UK is 5 boxes.

Complete this look

Paving p20, Borders p174, Coping p172, Bespoke p170

**Visit [Marshalls.co.uk/homeowners](https://www.marshalls.co.uk/homeowners) for more
information or to order a sample today**

All products come with specific installation guidelines. See p193 for additional product notes or contact our technical team on 0370 411 2233.



£££
PREMIUM



Sawn Versuro Walling
Caramel Cream Multi
Also shown: Autumn Bronze Multi feature band.
Sawn Versuro Paving, Caramel Cream Multi

SAWN VERSURO

Ethically Sourced Sandstone



**Golden Sand
Multi (GSM)**

**Caramel Cream
Multi (CCM)**

**Autumn Bronze
Multi (ABM)**

Silver Multi (SM)

A luxurious contemporary choice

Elegant Sawn Versuro walling will enhance any garden setting, made from the same ethically sourced quartzite Indian Sandstone as the Jumbo Sawn Versuro paving range to give a perfectly coordinated finish.

	Sizes mm (nominal)	No. items/pack	m/pack	Colours	Order Select
Sawn 4 Size Project Pack	500 x 100 x 100	28	4	GSM CCM ABM SM	✓*
	400 x 100 x 100	28			
	300 x 100 x 100	28			
	200 x 100 x 100	32			
Sawn Versuro Coping					
Straight Coping	500 x 136 x 50	50		GSM CCM ABM SM	✓*

*Order Select will be in 1m random pattern Sawn Versuro Coping is faced on 3 sides.



Sawn, Straight Coping



Marshall's recommended adhesive is Marshall's M-Fix.

Complete this look

Paving p20, Borders p174, Coping p172, Bespoke p170

Visit [Marshallsc.co.uk/homeowners](https://www.marshallsc.co.uk/homeowners) for more information or to order a sample today

All products come with specific installation guidelines. See p193 for additional product notes or contact our technical team on 0370 411 2233.



TRADITIONAL NATURAL STONE

Ethically Sourced Sandstone



Pitched Face,
Silver Birch (SB)

Pitched Face,
Autumn Bronze
(AB)

Tumbled,
Silver Birch (SB)

Tumbled,
Autumn Bronze
(AB)



Traditional Natural Stone
Pitched Face Walling/Silver Birch
Design & Install by Perfect Paving, Keston.

The classic, rustic walling choice

A beautiful pitched or tumbled finish, providing the perfect choice for traditional yet striking walling designs. Made from ethically sourced sandstone, hand-selected for colour consistency and designed to blend perfectly with Marshalls natural stone paving products.

	Sizes mm (nominal)	No. items/ pack	No./m ² †	m ² /pack†	Colours	Order Select
Tumbled	220 x 100 x 65	290	58	5.00	SB AB	✓*
	300 x 100 x 65	215	43			
Pitched	220 x 100 x 65	290	58	5.00		
	300 x 100 x 65	215	43			

†Includes 10mm joints.

*Order Select supplied in one size block, 1m² minimum see p194.

Pitched Face Walling is faced on one side and two ends. Tumbled Walling is faced on all sides.

Complete this look

Paving p20, Borders p174, Coping p172, Bespoke p170

Visit [Marshalls.co.uk/homeowners](https://www.marshalls.co.uk/homeowners) for more information or to order a sample today

All products come with specific installation guidelines. See p193 for additional product notes or contact our technical team on 0370 411 2233.





Stoneface Drystack Veneer

Harvest Mix Quartzite

Also shown: Scoutmoor Paving, Diamond Sawn, Sawn Versuro, Antique Silver Multi,
Bullnose Steps and table top. Casarta Slate as Wall Coping.
Design & Install by Jason Clarke Classic Paving, Cheshire.

STONEFACE® DRYSTACK VENEER

Walling



Stoneface® Drystack Veneer
Nero Quartzite Mirror
Also shown: Granite Eclipse Bullnose Step as coping



Copper Slate (CS)

Harvest Mix
Quartzite (HM)

Oyster Quartzite (OQ)

Nero Quartzite (NQ)

Slate Verte (SV)

Slate Dusk (SD)

Nero Quartzite
Mirror (NQM)

NEW

A beautifully eye-catching focal point

Achieve a stunning finish that transforms existing or purpose built flat walls quickly and easily. These attractive natural stone veneers use a clever Z-cut panel format to disguise joint lines for a seamless effect. Choose from a multi colour tone, solid colour or finished with brushed aluminium 'mirror effect pieces', all of which have a natural Quartzite finish that sparkles in the sun.

Drystack Packs*	Sizes mm (nominal)	No. items/ pack	m ² /pack	Colours	Order Select
Z shape	150 x 550	7	0.5775	CS, HM OQ, NQ, SV, SD, NQM	✓**
Corner	150 x 550	7	0.5775		

Product comes supplied with primer and adhesive.

*Minimum order for mainland UK is 5 boxes, carriage-paid.

**For Order Select details see p194.

Complete this look

Paving p20, Borders p174, Coping p172, Bespoke p170

Visit Marshall's.co.uk/homeowners for more information or to order a sample today

All products come with specific installation guidelines. See p193 for additional product notes or contact our technical team on 0370 411 2233.



£££
PREMIUM

A woman with dark hair, wearing a light pink jacket and blue jeans, stands in a paved driveway. To her right is a white car. In the foreground, a low, grey stone wall runs across the frame. The background is filled with a dense green hedge and several small, rounded bushes. The scene is brightly lit, suggesting a sunny day.

CONCRETE WALLING

DURABLE &
HARDWEARING

ARGENT®

Walling



Light (LT)

Dark (DK)



Marshalls recommended
adhesive is Marshalls M-Fix.



Argent Walling

Dark

Also shown: Argent Coping, Light.
Design & Install by Habitat Landscapes Ltd, Bedford.

Stylish granite look for a contemporary design

Clean lines, cool greys colours and an attractive granite texture with sparkle, all give Argent walling a modern look and feel. This walling is the perfect partner for all other Argent products, creating a distinctive and cohesive finish.

	Sizes mm (nominal)	No. items/ pack	No. /m ²	m ² /pack	Colours	Order Select
Argent Walling	440 x 140 x 100	90	15.2	6.1	LT DK	✓*

*Order Select supplied in minimum 1m². Blocks are faced on one side only.
Quoin Ends are available through Order Select see p194.

Complete this look

Paving p20, Borders p174, Coping p172

**Visit [Marshalls.co.uk/homeowners](https://www.marshalls.co.uk/homeowners) for more
information or to order a sample today**

All products come with specific installation guidelines. See p193 for
additional product notes or contact our technical team on 0370 411 2233.



£££
PREMIUM



www.marshalls.co.uk/homeowners



Croft Stone Walling
Weathered

CROFT STONE®

Walling



Buff (B)

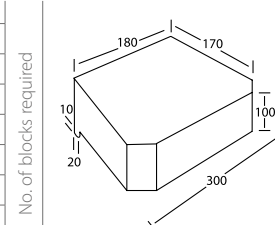
Weathered (W)

	Sizes mm (nominal)	No. items/ pack	No. /m²	m²/pack	Colours	Order Select
Walling	300 x 170 x 100	90	33.5	2.7	W B	✓

*For Order Select details see p194.

Number of units required per linear measure

Number of Courses	Length of Croft Wall				
	1.2m	2.4m	3.6m	4.8m	6m
1	4	8	12	16	20
2	8	16	24	32	40
3	12	24	36	48	60
4	16	32	48	64	80
5	20	40	60	80	100
6	24	48	72	96	120



Depth of each course 100mm

Unique easy-build system

Designed specifically for the construction of retaining walls, Croft Stone walling is the perfect DIY choice. With no mortar required, the walls can be built and rebuilt to suit individual designs. Easy to construct with only one block size.

Visit [Marshalls.co.uk/homeowners](https://www.marshalls.co.uk/homeowners) for more information or to order a sample today

All products come with specific installation guidelines. See p193 for additional product notes or contact our technical team on 0370 411 2233.



**£££
PREMIUM**

MARSHALITE®

Walling



Rustic, Buff (B)

Rustic, Ash
Multi (AM)

Pitched Face,
Buff (B)

Pitched Face,
Ash Multi (AM)

Split Face,
Buff (B)

Marshalite
Pitched Face Ash Multi
Also shown: Argent Coping, Dark.

Marshalite® is faced on one side.***

The versatile choice for any space

Available in three natural and authentic stone finishes, a range of sizes and two attractive colours, Marshalite walling offers a versatile and effective choice to complement all garden design schemes.

	Sizes mm (nominal)	No. items/ pack	No. /m² *	m² /pack*	Colours	Order Select
Split	220 x 100 x 65	360	58	6.2	B	✓**
	300 x 100 x 65	297	43	6.9		
	440 x 100 x 140	90	14.8	6.1		
Pitched	220 x 100 x 65	360	58	6.2	B AM	✓**
	300 x 100 x 65	297	43	6.9		
	440 x 100 x 140	90	14.8	6.1		
Rustic	220 x 100 x 65	320	58	5.5	B AM	✓**
	300 x 100 x 65	297	43	6.9		

*Assumes nominal 10mm joint width

**Order Select supplied in one sized block, 1m² minimum. See p194.

***Due to the manufacturing process, some ends may also be faced.

Complete this look

Paving p20, Borders p174, Coping p172

Visit Marshall's.co.uk/homeowners for more information or to order a sample today


All products come with specific installation guidelines. See p193 for additional product notes or contact our technical team on 0370 411 2233.



£££
PREMIUM



www.marshall's.co.uk/homeowners



TEGULA®

Walling



Traditional (TR)

Faced on one side only.

Complementing garden and driveway walling

Tegula walling features a high quality, rustic appearance designed to bring instant character to any property. Designed to coordinate our popular Drivesett Tegula paving.

	Sizes mm (nominal)	No. items/ pack	No. /m²*	m²/pack	Colours	Order Select
Blocks	220 x 100 x 65	320	58	5.52	TR	✓**
	300 x 100 x 65	240	43	5.6		
	440 x 100 x 140	80	15	5.5		

*Assumes nominal 10mm joint width.

**Order Select supplied in one size block, 1m² minimum. See p194.

Complete this look

Paving p20, Borders p174, Coping p172

Visit [Marshalls.co.uk/homeowners](https://www.marshalls.co.uk/homeowners) for more information or to order a sample today

All products come with specific installation guidelines. See p193 for additional product notes or contact our technical team on 0370 411 2233.



£££
PREMIUM

OLD MILL[®] BRICK

Walling




Old Mill Brick,
Sunset (SUN)

Faced on one side and one end.

	Size mm (nominal)	No. items/ pack	No. /m ²	m ² /pack*	Colour	Order Select
Old Mill Brick	215 x 102.5 x 65	452	59	7.7	SUN	✓**

*Assumes nominal 10mm joint width.

**For Order Select details see p194.



Old Mill Brick
Sunset

Charming traditional handmade bricks

Recreating the timeless, warm look of quality crafted brickwork, Old Mill Brick offers the character and beauty found in historic handmade bricks. This authentic, vintage appearance has all the benefits of frost resistance and strength of modern brick.

Visit [Marshalls.co.uk/homeowners](https://www.marshalls.co.uk/homeowners) for more information or to order a sample today

All products come with specific installation guidelines. See p193 for additional product notes or contact our technical team on 0370 411 2233.



££
MID RANGE



Sawn Versuro Bullnose Steps
 Caramel Cream Multi
 Also shown: Sawn Versuro Paving.
 Design & Install by Brighthouse Driveways Ltd, Brighthouse.

BULLNOSE STEPS

Natural Stone

Handcrafted stone steps for a beautifully coordinated finish

Beautifully hand finished bullnosed edge profile stone steps. Available in all sandstone colours, granite, marble and Casarta slate. All available as complete step kits with additional centre pieces, the steps coordinate perfectly with their equivalent stone range providing a crafted elegance for a professional finish.

	Sizes mm (nominal)	No. items/ pack	Colours	Order Select
10 Step Kit				
Centre Stone	560 x 350 x 50 [†]	10	CCM, GSM, ABM, ASM, P, S, O, SG [†] B [†] EL, ED, GR, A, G, M	✓*
Corner Radius	350 x 350 x 50 [†]	20		
Centre Stone Pack				
Centre Stone	560 x 350 x 50 [†]	30	CCM, GSM, ABM, ASM, P, S, O, SG [†] B [†] EL, ED, GR, A, G, M	✓**

*Order Select is supplied in Single Step Kits (A Single Step Kit comprises; 1 x Centre Stone and 2 x Corner Radius). See p194 for details.
 **Centre stones are also available as Order Select as well as step kits.
[†]Casarta Slate steps are 40mm thick.

Bespoke Service available - See p170

Visit [Marshalls.co.uk/homeowners](https://www.marshalls.co.uk/homeowners) for more information or to order a sample today

All products come with specific installation guidelines. See p193 for additional product notes or contact our technical team on 0370 411 2233.



Sawn Versuro, Caramel Cream Multi (CCM)



Sawn Versuro B, Golden Sand Multi (GSM)



Sawn Versuro, Autumn Bronze Multi (ABM)



Sawn Versuro, Antique Silver Multi (ASM)



Lazaro Marble, Pearl (P)



Lazaro Marble, Shell (S)



Lazaro Marble, Ocean (O)



Casarta Slate, Silver Grey (SG)†



Casarta Slate, Black (B)†



Granite Eclipse, Light (EL)



Granite Eclipse, Dark (ED)



Granite Eclipse, Graphite (GR)




Granite Eclipse, Amber (A)

Capleton, Grange (G) **NEW**Capleton, Manor (M) **NEW**

This product comes with specific installation guidelines. Please contact our Technical Advisory Team on 0370 411 2233 or visit our website www.marshalls.co.uk/homeowners prior to installation.

For more product notes see p193 or website

Granite Eclipse Bullnose Steps
Dark





FINISHING ESSENTIALS

DECORATIVE FINISHES

Get creative with endless possibilities when using finishing essential by marshals. Use in addition with our Finishing Essentials products, to enhance your project

Create endless possibilities with our bespoke service utilising our natural stone collection or finish off your project with copings and caps.







MARSHALLS BESPOKE STONE SERVICES

Create exceptional and individual features for your garden

Taking our commitment to individuality a step further, our new bespoke service has been developed to enable you or your installer to commission unique, made to measure garden features using natural materials.

The Marshalls Bespoke Service encourages a more creative look at our sandstone, granite and marble products. With our help, you can commission any design, shape or size to create paved areas, individual walling, copings and steps through to feature pieces to complement and enhance your garden design. The end result is a truly unique proposition, giving garden designers and homeowners the freedom to innovate.

Using Marshalls Bespoke Service

The Marshalls Bespoke Team brings ideas to life, turning your ideas and designs into detailed CAD technical drawings, identifying the right stone blocks and using the latest in stone masonry to create bespoke features.

To take advantage of the Bespoke Service, contact the Marshalls Team on 0345 30 40 707. Our specialists will guide you through the process and make your ideas a reality.



Argent Coping
Dark
Also shown: Sawn Versuro walling.

Practical and stylish finishes for all walling projects

Coordinating or contrasting coping colours and finishes to cap off your walls and pillars. As well as completing the walling look, they are an essential component to protect the structure from water damage.

See Bespoke pages for alternative stone copings p170

COPINGS & CAPS

Walling

	Sizes mm (nominal)	No. items/ pack	m /pack	Colours	Order Select
Argent Coping					
Coarse Coping	600 x 136 x 50	50	30.5	LT, DK	✓*
	600 x 272 x 50	25	15.3		
Drivesett Coping					
Coping	600 x 300 x 45	20	6*	TR	✓*
Heritage Coping					
Coping	600 x 300 x 38	44	34.2	Y, OY	✓*

	Sizes mm (nominal)	No. items/ pack	m /pack	Colours	Order Select
Precast Coping & Caps					
Coping	600 x 140 x 50 to 30	56	33.6	OW	✓*
	600 x 280 x 50 to 30	27	16.2		
Pillar Caps	380 x 380 x 76 to 32	24	N/A		
	280 x 280 x 63 to 32	48			
Saxon Coping					
Coping	600 x 136 x 50	50	30.5	B	✓*
	600 x 272 x 50	25	15.3	B	

*For Order Select details see p194.

Visit [Marshalls.co.uk/homeowners](https://www.marshalls.co.uk/homeowners) for more information or to order a sample today

All products come with specific installation guidelines. Contact our technical team on 0370 411 2233.

DRIVESETT, Traditional (TR)



ARGENT, Light (LT)
D E P W



SAXON, Buff (B)
P



HERITAGE, Old Yorkstone (OY)
P



PRECAST, Off White (OW)



ARGENT, Dark (DK)
D E P W



HERITAGE, Yorkstone (Y)
P



Key

Also available as:

Driveways

D

Paving

P

Edging

E

Walling

W

BORDERS & EDGINGS





Drivesett Deco
Traditional

DRIVESETT® DECO

Driveways

Rustic and traditional cobbled effect

Create a traditional cobbled effect with these smaller rustic blocks, offering an elegant aged appearance and a choice of rich colour blends. Drivesett Deco is suitable for use as driveway, edging feature or path coordinating beautifully with many other Marshalls paving and driveway products.



Traditional (TR)

Cotswold (C)

Cinder (CI)

	Sizes mm (nominal)	No. items/ pack	m ² / pack	Colours	Order Select
Single Size Pack	110 x 110 x 50	882	10.67	TR C CI	✓*

*Order Select minimum 1m² in single sizes. See p194 for details.

Visit [Marshalls.co.uk/homeowners](https://www.marshalls.co.uk/homeowners) for more information or to order a sample today

All products come with specific installation guidelines. See p193 for additional product notes or contact our technical team on 0370 411 2233.



££
MID RANGE



Sawn Versuro Borders
Caramel Cream Multi
Also shown: Drivesys Split Stone

BORDERS & EDGINGS

The perfect finishing touch to your paving project

A wide range of borders and edgings that can be used to create distinct garden spaces and play a role in maintaining the integrity and strength of the paving they border, providing the perfect finishing touch. Compatible with all paving and pathway ranges to enhance every garden design.

Argent Light (LT)



Argent Dark (DK)



Hewnstone Edging, Autumn (A)



Hewnstone Edging, Light Buff (LB)



Corinthian Brindle (BRI)



Round Top White (W)



Round Top Buff (B)




Saxon Buff (B)



Sawn Versuro Golden Sands Multi (GSM)




Sawn Versuro Autumn Bronze Multi (ABM)



Sawn Versuro Antique Silver Multi (ASM)



Sawn Versuro Caramel Cream Multi (CCM)



Contour Buff (B)



Country Edging, Oatmeal (OTML)



Country Edging, Weathered (WTHRD)



Antique Rope Edging, Midnight Blue (MB)



Victorian Rope Top (RB)



	Sizes mm (nominal)	No. items/ pack	Weight (kg/ each)	Weight (kg/ pack)	Colours	Order Select
Edging						
Saxon**	600 x 136 x 50	50	9	469	B	✓*
Argent**	600 x 136 x 50	50	9	507	LT DK	✓*
Contour	600 x 150 x 50	60	9.5	570	B	
Corinthian	600 x 150 x 50	60	12.4	744	BRI	
Round Top	600 x 150 x 50	60	10.7	642	B W	
Sawn Versuro	900 x 150 x 50	45	18.7	893	CCM ABM ASM GSM	✓*
Antique Rope Edging	465 x 170 x 50	52	5.38	280	MB	✓*
Country Edging	600 x 150 x 45	60	9	540	WTHRD OTML	✓*
Victorian Rope Top	590 x 180 x 50	30	12.4	372	RB	N/A
Victorian Rope Top Corner Post	60 x 280 x 60	12	2.2	27	RB	N/A
Hewnstone Edging	200 x 450 x 50	20	8.6	172	A LB	✓*

*Can be obtained in less than full pack quantities – minimum quantity, single units. See Order Select, p194.

**Coping used as an edging can be obtained in less than full pack quantities – minimum quantity, single units (See Order Select, p194).

Visit [Marshalls.co.uk/homeowners](https://www.marshalls.co.uk/homeowners) for more information or to order a sample today



JOINTING



JOINT FILLING SAND

Suitable for use with all types of block paving

Complete your driveway project using Marshalls Joint Filling Sand; a special kiln dried sand suitable for use with all types of block paving and available in two colours - Red and Golden. Jointing sand should be used before the initial vibration and rubber-faced matting on the vibrating plate should be used.

Tools to aid installation are now available from Marshalls. Call **0345 30 40 707** to discuss in more detail with our sales team.

Joint sand per 25kg bag	Paving thickness	Coverage per bag
Red, Golden	50mm	6-8m ²
	60mm	4.5-6.5m ²
	80mm	3.5-5.5m ²





WEATHERPOINT® 365

Jointing Compound



Stone Grey (SGR)



Buff (B)



All weather jointing material

Transforming the job of pointing paving; Weatherpoint 365 all weather jointing material speeds up installation times, reduces labour involvement and can be laid all year round come rain or shine. No mixing or waste - Weatherpoint 365 sets like concrete and will even stands up to jet washing and potential weeds.

Suitable for use with all types of paving materials, except Granite Eclipse and Lazaro Marble.

Weatherpoint 365 is not recommended for use on Driveways.

	Weight per tub	Weight per pallet	Number of tubs per pallet	Coverage per tub*
Stone Grey	15kg	1080kg	15	7m ²
Buff				

*Coverage is a guide based on a 450 x 450 plan size with 10mm joints at 35mm deep. Weatherpoint 365 is available to order by the single unit.


DRIVEWAY RESTRAINTS





Drivesys Roundtop
Basalt
Also shown: Edging/Basalt with
Drivesys Original Cobble/Iron Grey.

DRIVESYS® ROUNDTOP



Drivesett Argent
Natural
Also shown: Edging/Natural with
Drivesett Argent/Dark/Drivesett Argent/Buf

DRIVESETT® ARGENT®

DRIVEWAY EDGING



Drivesys Roundtop
Edging, Basalt (B)

Drivesett Argent
Edging, Natural (N)

Drivesett Argent
Edging, Light (LT)

Drivesett Argent
Edging, Dark (DK)

Essential to the look and practicality of every project

Contemporary edge restraints designed to complement the full range of Marshalls paving and driveway products. Each edging perfectly complements their respective driveway ranges but will also create a superb feature for any range.

Drivesett Argent Edging has the same premium granite look as the Drivesett Argent range, see p122, p140 and can be used to match or contrast.

Drivesys Roundtop Edging in Basalt coordinates with the expanding range of Drivesys block paving, see p110-119.

	Sizes mm (nominal)	No. items/ pack	Linear m/pack	Colours	Order Select
Driveway Edgings					
Drivesys Roundtop	915 x 150 x 60	40	36.6	B	✓*
Drivesett Argent	915 x 150 x 63	48	43.92	N, LT, DK	

*For Order Select minimum quantities is one linear metre. See p194 for details.

Visit [Marshalls.co.uk/homeowners](https://www.marshalls.co.uk/homeowners) for more information or to order a sample today

All products come with specific installation guidelines. See p193 for additional product notes or contact our technical team on 0370 411 2233.



© Marshalls



TEGULA® KERB



DRIVESETT® KERB



SAVANNA® KERB NEW

MARSHALLS BLOCK KERB

Versatile, easy to use block kerb

All driveways will require some form of edge restraint for long-lasting structural stability. Use these kerbs for all types of design - steps, grass, patio's, feature banding as well as driveways and pathways.

Provides attractive restraining edges for driveway and paving projects in some of our most popular aesthetics. These products can be laid easily to retain different shapes and orientations.

Tegula Kerb,
Traditional (TR)Drivesett Kerb,
Pennant Grey (PG)Driveline
4-in-1 Kerb, Red (R)Savanna Kerb
Charcoal (CH)

	Sizes mm (nominal)	No. items/pack	Colours
TEGULA KERB			
Standard Tegula Kerb	130 x 160 x 250	120/60	TR PG
Radial Internal & External	130 x 160 x 96 x 250	60	
Return Internal & External	160 x 160 x 250	1	
DRIVESETT KERB			
	120 x 80 x 240	192	TR PG H
SAVANNA KERB NEW			
Standard Savanna Kerb	130 x 160 x 250	108	CH

Tegula Kerb and Savanna Kerb coordinate with the equivalent block ranges.

Visit [Marshalls.co.uk/homeowners](https://www.marshalls.co.uk/homeowners) for more information or to order a sample today

All products come with specific installation guidelines. See p193 for additional product notes or contact our technical team on 0370 411 2233.





Driveline 4-in-1 Kerb, Brindle



Driveline 4-in-1 Kerb, Brindle



Drivesett 4-in-1 Kerb, Pennant Grey



Drivesett 4-in-1 Kerb, Pennant Grey

4-in-1 KERB

One unit that gives four possibilities

All driveways require edge restraints for long-lasting structural stability, these kerbs can be used for all types of design.

Driveline 4 in 1 is the most contemporary version, offering a straight profile. Drivesett 4 in 1 Kerbs have been subtly devised to give a timeworn appearance.

	Sizes mm (nominal)	No. items/pack	Colours
4-in-1 KERB			
Driveline	100 x 100 x 200	240	BRI CH
Drivesett	100 x 100 x 200	240	PG



CHANNELS



Driveline Channel,
Charcoal (CH)

	Sizes mm (nominal)	No. items/ pack	Linear m/pack	Colours
Channels				
Driveline Channel	200 x 200 x 65	240	48	CH

Visit [Marshalls.co.uk/homeowners](https://www.marshalls.co.uk/homeowners) for more information or to order a sample today

All products come with specific installation guidelines.
Contact our technical team on 0370 411 2233.



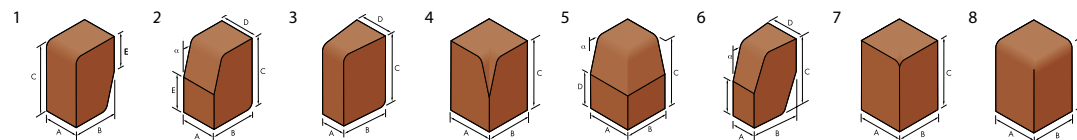
CO₂/M²

MADE IN BRITAIN

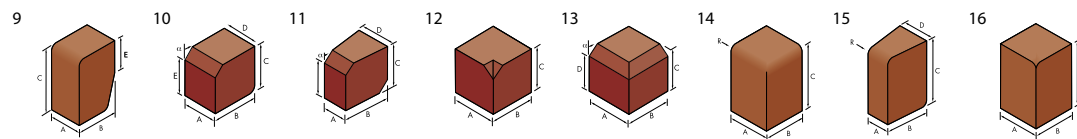


Designed for versatility and practicality

KEYKERB® LARGE PROFILES



KEYKERB® SMALL PROFILES



TELESCOPIC SECURITY POST

A simple but effective security device, can be used both in front of the garage and at the driveway entrance to deter theft.

	No. item/pack	Weight (kg/pack)	Colours
Telescopic Security Post	1	22	Black, Yellow, Stainless Steel

KEYKERB®

Budget kerb option

Essential to the look and practicality of every project, Keykerb large and small units are designed to work as a barrier or restraint between soft or decorative landscaping and a driveway or paving space. Available in a variety of profiles for vast design capabilities.

Keykerb Large (KL)	Linear m/pack	Colours	Keykerb Small (KS)	Linear m/pack	Colours
Standard (Dual purpose bullnosed and half battered)	25.2	C R BR	Standard (Dual purpose bullnosed and splay)	37.8	C R BR
Radial Bullnosed (Dual purpose internal/external)	7.2		Radial. Splay (Dual purpose internal/external)	10.8	
*90° Angle Internal (half battered)			*90° Angle Internal Splay		
*90° Angle External (half battered)			*90° Angle External Splay		
Radial. Half battered (Dual purpose internal/external)	7.2		Radial. Bullnosed (Dual purpose internal/external)	10.8	
*90° Angle Internal (bullnosed)			*90° Angle Internal (bullnosed)		
*90° Angle External (bullnosed)			*90° Angle External (bullnosed)		

Visit [Marshalls.co.uk/homeowners](https://www.marshalls.co.uk/homeowners) for more information or to order a sample today

All products come with specific installation guidelines.
Contact our technical team on 0370 411 2233.



PEDESTALS





Visit Marshalls.co.uk/homeowners for more information or to order a sample today

All products come with specific installation guidelines. See p193 for additional product notes or contact our technical team on 0370 411 2233.

MARSHALLS PEDESTALS

Innovative floating floor system for patio makeovers

Pedestals create a structurally robust 'floating floor' system which is ideal for use with all Vitrified, Natural Stone, and Concrete paving. Pedestals can be used on terraces, balconies and for patio makeovers (where a stable base has already been installed).

	Sizes mm (nominal)	No. items/ pack	Order Select
Adjustable Paving Pedestal	22-35mm 35-55mm 55-95mm 95-165mm 165-235mm 200-270mm	25	✓*
Self-levelling Paving Pedestal	40-56mm 50-70mm 70-110mm 110-160mm 150-210mm 200-300mm	25	
Stackable Paving Pedestal	150 x 3mm 150 x 10mm 150 x 15mm	25	

*For Order Select details on see p194.


There are three different pedestals available in the Marshalls range.



Self-levelling



Fixed Head



Stackable Support Pad

Important General Technical Information

Efflorescence

All concrete products may, in their early life, appear to lose some intensity of colour and experience a milky-white stain on the face of the product. This is efflorescence staining. It is a temporary phenomenon and is in no way detrimental to the performance of the material and responsibility cannot be accepted for its occurrence. Clay products may also suffer from a temporary white stain called lime bloom. This is quite different from efflorescence in concrete products and is caused by soluble salts within the clay being transported by water to the surface as they dry out. Responsibility cannot be accepted for its occurrence. For further information on efflorescence staining in both clay and concrete products, please call the Technical Advisory Service Tel: 0370 411 2233.

Other Weathering

Weathering and site conditions can occasionally cause other variations in shade to appear. Differential weathering can cause patchy dark discolourations on the surface of individual units. Again this will generally diminish over time and will not affect long term performance. Natural stone may develop added marking, deposits or patches as mineral content oxidises.

All products can develop algae and organic growths under certain environmental conditions and may require cleaning. Areas adjacent to borders, plant pots and trees may discolour from transfer of plant-life; specialist maintenance advice may need to be sought.

Marshalls cannot accept responsibility for any of the above conditions.

Maintenance

Paving materials require periodic cleaning to maintain their appearance. Regular sweeping to prevent the build-up of detritus is recommended.

Light coloured blocks, whilst structurally sound for driveway use, do emphasise tyre marks and oil spills on the driveway. It must be accepted that these products will need more maintenance if the overall appearance is to be maintained.

Proprietary cleaning agents are widely available. However care should be taken when buying cleaning agents as some varieties contain a concentration of acid, which can adversely affect the appearance of concrete products, clay and natural stone.

A trial on a small section of paving is always recommended prior to using on the full area.

For general cleaning of dirt and algae, vigorous brushing with a stiff yard broom with plenty of hot detergent solution (washing up liquid or non-bio washing powder), thoroughly rinsed with clean water should suffice. Repeated treatment may be required for paved areas sited beneath trees or in permanent/near permanent shade. In certain circumstances, prolonged contact with wet leaves can result in staining of the paved area. Such contact should be avoided wherever practical.

Power-washing

Power-washing with high-pressure equipment is not normally required. Should these methods be employed, the following precautions should be observed:

- i. Paving should be thoroughly swept to remove detritus (loose debris) that could act as an abrasive agent when moved by the force of a power jet.
- ii. A trial area should be tested before larger scale power-washing takes place.
- iii. No more than a medium pressure should be applied when washing paving.
- iv. The power-washing lance should be held at an oblique angle to the paving and at least 200mm (8") from the surface.
- v. If excess sand is washed from the joints during the washing exercise, it is important that the joints are re-sanded with similar materials upon completion.
- vi. If mortar joints between pavings are damaged during power-washing they should be re-pointed/made good with fresh pointing as required, to maintain the integrity of the paving.

Suitability/Application

The paving flags illustrated in this literature are primarily intended for domestic/landscape use only.

Paving flags suitable for areas subject to intense foot traffic, i.e. pedestrian precincts and commercial applications, etc. are detailed in separate literature. This literature is available on request by telephoning: 0370 411 2233.

For areas subject to vehicular overrun (driveways, parking areas, etc.), block paving products are recommended, (see Driveways section). The block paving products illustrated in this literature are intended for pedestrian and light vehicular overrun applications (driveways and similar).

For pavements subject to frequent overrun of heavy vehicles, block paving from our commercial/specification range should be used. These are detailed in separate literature, copies of which are available on request by telephoning: 0370 411 2233. Should customers be in doubt as to the suitability of any Marshalls product for a given application, please obtain guidance from our Technical Advisory Service Tel: 0370 411 2233.

Colour Variation

The colours shown in this literature are as exact as photographic and printing processes will allow. You can get samples from www.marshalls.co.uk/homeowners. We strongly recommend that colours are judged and chosen from actual materials rather than photographic representation depicted herein. Although every effort is made to ensure consistency of product colour, variations between production batches can occur. We therefore recommend that, when purchasing materials, especially in the case of larger quantities, they all come from the same batch and that products are thoroughly mixed on site by drawing from a minimum of three packs.

Availability

Details of pack contents are listed for the guidance of stockists. Product dimensions and weight, etc. are nominal and subject to manufacturing tolerances.

*Patented Paving System

Priora is patented in UK and EP079168931.

Natural Stone

In natural stone Iron spots can sometimes be identified, after installation. This is due to oxidation of iron materials within the matrix of the stone. This does not effect the structural integrity of the stone.

Staining

Certain common garden chemicals such as Ferrous Sulphate can stain paving. Please check the information given on the container holding the chemical. If chemicals are spilt on the paving remove immediately by rinsing away with clean water.

Marshalls Commitment to Quality & Innovation

Marshalls is committed to innovative product development and manufacture. To help you obtain maximum enjoyment and long service from any Marshalls product, we would be pleased to make you aware of the following:

The evolution of new product design is continuous and information is subject to change without notice. Customers should check with the stockist to ensure that they have the latest details.

All Marshalls products are manufactured to the appropriate European Standard where applicable. Where products (or intended usage) lie outside the scope of a British (or European) Standard, Marshalls own standard will be employed. All products are supplied subject to Marshalls Standard Conditions of Sale, a copy of which is available on request. Liability in respect of any statements, conditions, warranties and representations made on behalf of the Company is limited in accordance with the terms set out in the Standard Conditions of Sale.

Health and Safety

Care should be taken when handling and installing Marshalls products. Guidelines on the Control Of Substances Hazardous to Health (COSHH) are available for all Marshalls products, either through our website, www.marshalls.co.uk/homeowners or from Marshalls Technical Advisory Service. Tel: 0370 411 2233.

Marshalls Register

Marshalls Register of installers are regularly inspected to ensure they comply with the membership agreement. Marshalls are not a party to the contract between the Registered installer and the customer. Marshalls cannot be held responsible for any installation undertaken by a Marshalls Register installer.

Register Installer

Details of membership are available from Marshalls Register support team on 0345 820 5000.

Grass & Paving Notes

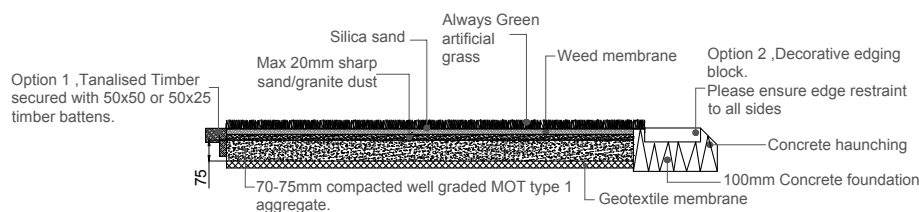
Common to all Marshalls Natural Stone:

- Marshalls endeavour to ensure that all natural stone products are covered by the Fairstone guarantee of quality. If the Fairstone Logo is visible on a product page be assured that this product is processed and supplied only by proven ethical sources (see page 11 for more information).
- All Marshalls Sandstone paving is covered by the Marshalls Stone Standard quality mark of assurance. Where the Marshalls Stone Standard logo is visible on a sandstone page, be assured that this product not only meets but exceeds the base technical levels outlined in the British Standard.
- The natural origin of stone means variation in colour, texture and natural markings is inevitable. Marshalls strive through expert hand selection to ensure the integrity of each natural stone range, however as in all natural products some variation may occur.
- Natural Stone products come with specific installation guidelines. Please contact our Technical Advisory Team on 0370 411 2233 or visit our website www.marshalls.co.uk prior to installation.
- Please note granite and marble are not suitable for use with WeatherPoint 365.
- Best practice is to use slurry primer on all natural stone and vitrified paving.

For specific installation guides Marshalls Register Installers can also consult the Installer Pocket Guide. Or if you are laying any Marshalls driveway materials for the first time, please contact Marshalls Technical Advisory Team on 0370 411 2233 or visit our website www.marshalls.co.uk for installation advice.

p14 ALWAYS GREEN

- Grades of grass supplied in 4m widths and can be cut to any length up to 25m (minimum 8m²).
- Recommend installing a driveway quality sub-base before laying Always Green for stability.



9

D03

Typical section through an Always Green Lawn installed in accordance with Marshalls Register Installation Procedures
Scale 1:20 @ A3

p30 SCOUTMOOR

- This product is supplied 'direct to site' only.
- It is recommended that you contact Marshalls Technical Advisory Service for best installation advice when laying this paving.
- A mortar joint or Instamatic FlowPoint should be used with this product.

p32 LAZARO MARBLE

- A marble product which should be installed on full mortar bed, and jointed with a proprietary waterproof grout.
- For perfect installation of this exceptional paving Marshalls recommend specific primers and bonding agent. Your Register Installer should refer to their Installation Guide or call our Technical Advisory Service on 0370 411 2233.
- We recommend the use of slurry primer, or similar flexible bonding agent to increase adhesion, this should be introduced to the back of the flag prior to installing onto the mortar bed.
- Ensure cutting is carried out using a power saw with the appropriate quality diamond blade.

p34-37 SAWN VERSURO, JUMBO, KINGSIZE & LINEAR

- Remember if used indoors this paving should be sealed with a proprietary water based acrylic sealant.
- When using Jumbo and King Size, due to the weight of the units mechanically aided lifting is essential.
- Please note Jumbo and King Size can only be delivered direct to site.
- This paving is ideal for jointing with Marshalls Weatherpoint 365 Jointing Compound.
- Sawn Versuro and Linear only: we recommend the use of slurry primer on the reverse side of the slab base before installing onto the mortar bed.

p38 CHAPELGATE

- This paving is ideal for jointing with Marshalls all weather, WeatherPoint 365 Jointing Compound.

p40 CASARTA SLATE

- Natural slate inevitably shows variation in colour, so viewing the actual samples is always recommended.
- Also dark slate sometimes surface blemishes occur during installation, these will weather in over time.
- If used indoors an appropriate water-based sealant is recommended.
- This paving is ideal for jointing with Marshalls Weatherpoint 365 Jointing Compound.

p42 CAPLETON

- We recommend installing on a full mortar bed.
- Joint with a proprietary waterproof grout.
- Use a surry primer on the reverse of the slab before installing onto the mortar bed.

p44 GRANITE ECLIPSE

- As Granite Eclipse is a natural material, varying degrees of quartz veining may be apparent in some pieces.
- Make sure, if used indoors, paving is sealed with a proprietary water-based acrylic sealant.
- Marshalls recommend using a waterproof external grout, some other jointing compounds may stain this product. Weatherpoint 365 Jointing Compound not suitable.
- Occasionally small micro-fissures can be apparent within Granite Eclipse Graphite, these are not a sign of weakness and cause no issue technically to the stone.

p46 ANTIQUE ALVERNO

- A natural stone paving product.
- This paving is carefully calibrated to a consistent thickness to ensure speed and precision of installation.
- This paving is ideal for jointing with Marshalls Weatherpoint 365 Jointing Compound.

p48 FLAMED NARIAS

- A lightly flamed natural stone product.
- This paving can be purchased in less than full packs through Marshalls Order Select process.
- This paving is ideal for jointing with Marshalls Weatherpoint 365 Jointing Compound.

p49 ALVANLEY PAVERS

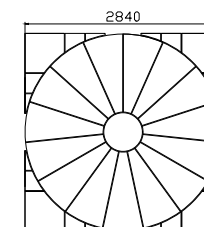
- Use a surry primer on the reverse of the slab before installing onto the mortar bed.
- This paving is ideal for jointing with Marshalls Weatherpoint 365 Jointing Compound.

p50 RIVEN HARENA

- This paving is carefully calibrated to a consistent thickness to ensure speed and precise installation.
- This paving is ideal for jointing with Marshalls Weatherpoint 365 Jointing Compound.

p51 RIVEN HARENA CIRCLE

- A new natural stone circle design 2.84m diameter with optional squaring off kit.
- Remember Harena Circles are hand selected to ensure compatibility across your patio.
- This paving is ideal for jointing with Marshalls Weatherpoint 365 Jointing Compound.



p52 RIVEN HARENA KALEIDOSCOPE

- For use as a feature within a patio with squaring off kit, or across the entire paved area, a new generation of 'crazy paving'.
- Hand selected to blend with other Riven Harena colours
- Dry lay before bedding to confirm pattern and joint widths.
- This paving is ideal for jointing with Marshalls Weatherpoint 365 Jointing Compound.
- Laying patterns are available to download or contact our Technical Advisory Service on 0370 411 2233.

p54 SYLVERN

- Install on a full mortar bed.
- Joint with a proprietary waterproof grout.

p56 LIMESTONE ALURI

- Please note that Charcoal limestone can lighten through natural weathering.

p58 TOWNGATE

- This paving has not met the rigorous colour tolerance grading given to our premium grade Versuro Sandstone, therefore more colour variation will be apparent when laid.
- Use a slurry primer on the reverse of the slab before installing onto the mortar bed.

p60 INDIAN SANDSTONE RIVEN

- A budget natural stone product.
- This paving has not met the rigorous colour tolerance grading given to our premium grade Harena Sandstone, therefore more colour variation will be apparent when laid.
- This paving is ideal for jointing with Marshalls Weatherpoint 365 Jointing Compound.

p62-69 SYMPHONY

- For perfect results these products require appropriate cutting tools and correct installation techniques. Consult a Marshalls Register installer or contact our Technical Advisory Service on 0370 411 2233.
- Packs of Symphony are supplied with the correct amount Symphony Jointing Compound.

p70 SYMPHONY TUMBLLED

- New lightly distressed edges add a hint of tradition to this high performance paving.
- For perfect results these products require appropriate cutting tools and correct installation techniques. Consult a Marshalls Register installer or contact our Technical Advisory Service on 0370 411 2233.
- Packs of Symphony are supplied with the correct amount Symphony Jointing Compound.

p72 ARRENTO

- For perfect results Arrento Vitrified products require appropriate cutting tools and correct installation techniques. Consult a Marshalls Register installer or contact our Technical Advisory Service on 0370 411 2233.

p76 ARGENT

- Can be laid on sand bed/sand joint max size 450x450mm.
- For a contemporary look choose Argent Smooth, for greater slip skid properties try Argent Textured.
- This paving is ideal for jointing with Marshalls Weatherpoint 365 Jointing Compound.

p78 COACH HOUSE

- Paving should be bedded on a full bed of mortar.
- This paving is ideal for jointing with Marshalls Weatherpoint 365 Jointing Compound.

p79,80 HERITAGE & CIRCLE

- Paving should be bedded on a full bed of mortar.
- This paving is ideal for jointing with Marshalls Weatherpoint 365 Jointing Compound.
- Heritage Circle Diameter 2.44m (occupies an area approx 5m²). Download full diagram from the website.

p81 WOODSTONE

- Woodstone are faced on both edges for a realistic look.

p82 SAXON

- Please note Saxon is made in a number of factories across the UK and uses local aggregates. So it is not recommended to lay product from a number of factories together.
- Can be laid on sand bed/sand joint max size 450x450mm.
- This paving is ideal for jointing with Marshalls Weatherpoint 365 Jointing Compound.

p84 FIREDSTONE

- Paving should be bedded on a full bed of mortar.
- This paving is ideal for jointing with Marshalls Weatherpoint 365 Jointing Compound.

p85 WILDWOOD

- Can be laid on sand bed/sand joint max size 450x450mm.
- Paving should not be laid with butted joints.
- Can be obtained in less than full pack quantities where table indicates 'Order Select'.

p86 PERFECTA

- Can be laid on sand bed/sand joint max size 450x450mm.
- Yorkstone aggregates, give this product excellent non-slip properties, even when wet.
- This paving is ideal for jointing with Marshalls Weatherpoint 365 Jointing Compound.

p87 REGENT

- This paving is ideal for jointing with Marshalls Weatherpoint 365 Jointing Compound.

p88,89 TEXTURED & UTILITY PAVING

- Although performance is good, sizes and colours will be limited, and finish may be varied.
- This paving is ideal for jointing with Marshalls Weatherpoint 365 Jointing Compound.

Driveway Notes

General Driveway Notes

- All Marshalls driveway products in this brochure are designed for domestic vehicles only, they are not designed for commercial vehicles.
- Driveways must be installed with edge restraints for stability.
- Driveways must be installed in accordance with current legislation to manage and control water run-off.
- Tools to aid installation are now available from Marshalls. Call 0345 30 40 707 to discuss in more detail with our sales team.

Natural Stone Driveway Products

- Marshalls endeavour to ensure that all natural stone products are covered by the Fairstone guarantee of quality. If the Fairstone Logo is visible on a product page be assured that this product is processed and supplied only by proven ethical sources (see page 11 for more information).
- All Marshalls sandstone paving is covered by the Marshalls Stone Standard quality mark of assurance. Where the Marshalls Stone Standard logo is visible on a sandstone page, be assured that this product not only meets but exceeds the base technical levels outlined in the British Standard.
- Due to the nature of this product, you may see some colour variation in natural stone products.

Marshalls Concrete Driveway Products

- Mix blocks from a number of packs to ensure the correct colour blend.
- Take blocks from vertical columns rather than horizontal layers unless otherwise stated.
- Marshalls concrete block paving is manufactured in different factories. Colour may vary slightly across these works of manufacture.
- Marshalls can supply kiln dried sand, contact your local service centre for more information.
- Jointing sand should be introduced before the initial vibration and a rubber-faced matting on the vibrating plate should be used.

***For specific installation guides, please contact Marshalls Technical Advisory Team on 0370 411 2233.**

p92 PRIORA Conditions and Guidelines for Use

CONDITIONS REQUIRED FOR PRIORA

The grade of Piora featured in this brochure is only intended for normal domestic vehicles and pedestrian traffic, though occasional delivery vehicles over 3.5 tonnes gross weight can be tolerated.

The Domestic Piora System is only intended for driveways or paths where infiltration is required only in the immediate Piora paved area and not from other surrounding paved or roofed areas (see rainwater catchment area guideline on the next page).

In some parts of the country there are ground conditions where infiltration could adversely affect foundations to houses, therefore, if in doubt seek advice from a specialist or the local authority building control department.

Properties constructed pre 1920 may not have been built on traditional concrete foundation, therefore in this case, Marshalls Domestic Piora System should not be installed.

Check for services, Piora must not be installed if gas or electric services run through intended Piora areas.

Piora is a trademark of UNI-International Bausysteme GmbH.

p101 DRIVEWAY SETTS

- A premium stone driveway product.
- Please note due to the nature of this product significant variation between stones can occur.
- For a coordinated natural stone look try Natural Stone Walling, p102, p110. Stone Steps p54.
- The use of the correct installation method is critical for this product, please contact Marshalls Technical Advisory Service for more information.
- For paths and edging smaller quantities can be ordered via the Order Select service, see p194.

p102 SCOUTMOOR SETTS

- Spoiling may occur on a number of units, this is a natural phenomenon.
- Please note due to the nature of this product significant variation between stones can occur.
- The use of the correct installation method is critical for this product, please contact Marshalls Technical Advisory Service on 0370 411 2233 for more information.

p104 MAGNASETT

- Please note due to the nature of this product significant variation between stones can occur.
- The use of the correct installation method is critical for this product, please contact Marshalls Technical Advisory Service for more information.

p106 NATURAL STONE SETTS

- Please note due to the nature of this product significant variation between stones can occur.
- The use of the correct installation method is critical for this product, please contact Marshalls Technical Advisory Service on 0370 411 2233 for more information.
- For paths and edging smaller quantities can be ordered via the Order Select service, see p194.

p108 SAWN GRANITE SETTS

- Please note due to the nature of this product significant variation between stones can occur.
- The use of the correct installation method is critical for this product.
- Use rubber protector on conductor plate.
- Please note Marshalls WeatherPoint 365 is not suitable for use with this product.

p110-115 DRIVESYS SPLIT STONE, FLAMED STONE & RIVEN STONE p116-119 DRIVESYS ORIGINAL COBBLE & CLASSIC PAVER

! IMPORTANT LAYING INFORMATION:

- It is essential that the Drivesys installation guidelines are followed.
- A soil test to check ground and permeability conditions should be completed prior to installation.
- The Drivesys system is not always suitable for poor ground conditions, such as heavy clay areas. We would recommend that you contact us prior to installation for further advice if ground conditions are not ideal.
- Drivesys Jointing Compound is guaranteed for a period of 12 months, or 2 years if the customer has purchased a Marshalls Register Hard Landscaping Guarantee.
- Drivesys must be installed with a solid edge restraint around the perimeter to retain the driveway.
- Drivesys units must come into full contact with the adjoining block when laid.
- Marshalls does not recommend installing Drivesys on a radius.
- For driveways with an incline of 15° or more or that has specific installation design requirements, please contact Marshalls Technical Advisory Service 0370 411 2233.
- Drivesys blocks come with a protective transportation seal which wears off to reveal the slightly, lighter true colour
- The correct amount of jointing compound is supplied with every pack of Drivesys.
- After installation, scratches may be visible in the transportation seal. This will weather as the seal dissipates but care should be taken to reduce this during installation.

For more technical information or assistance, please contact our Technical Advisory Team 03704 11223.

p120 DRIVELINE METRO

- Lay a standard driveway sub-base as a flexible installation.
- Driveline Metro can be a single colour driveway, or you can purchase a number of different colour packs to create a unique effect.
- 80mm block will ensure structural stability but absolutely no commercial vehicle should run over this product.
- A full layer of kiln dried sand should be deposited before any compaction takes place, making sure all blocks are completely covered.
- When cutting, it is important to make sure that once cut with water the block has been perfectly cleaned before installing.



Four colour options permit numerous designs

p122 DRIVESETT ARGENT

- Lay a standard driveway sub-base as a flexible installation.
- Drivesett Argent is also available as a Sustainable Drainage system, see Drivesett Argent Piora p140.
- When cutting, it is important to make sure that once cut with water the block has been perfectly cleaned before installing.

p124-127 DRIVESETT TEGULA ORIGINAL

- Lay a standard driveway sub-base as a flexible installation.
- Perfect for driveways, paths and patios.
- This product is manufactured across the country. Colour may vary slightly across the manufacturing sites.
- Due to the manufacturing process, it is not recommended to mix project packs with single size packs.

p128 DRIVESETT COPPICE

- Lay a standard driveway sub-base as a flexible installation.
- Take product from across a layer of the pack to achieve the correct colour blend.
- When laid randomly, colours will give the illusion of multiple block sizes.
- Potential to lay in different patterns, see website for details.

p130 DRIVESETT NATRALE

- Lay a standard driveway sub-base as a flexible installation.
- Supplied in single size packs for choice, laying pattern options can be found on the Marshalls/ Homeowners website.

p132 DRIVELINE NOVA

- Lay a standard driveway sub-base as a flexible installation.
- The colours blend throughout the packs so please ensure appropriate mix is installed across the area.
- The two textures can be laid together or individually.
- Lay in different laying patterns, see website for recommended options.

p134 DRIVESETT SAVANNA

- Lay a standard driveway sub-base as a flexible installation.
- Supplied in single size packs for choice, laying patterns on website, marshall.co.uk/homeowners.



p136 DRIVELINE 50

- Lay a standard driveway sub-base as a flexible installation.
- An upgrade to Standard CBP Driveline 50 is an improved driveway product.
- This product is manufactured across the country. Colour may vary slightly across the works of manufacture.
- Lay in different laying patterns, see website for options.

p138 STANDARD BLOCK PAVING

- Lay a standard driveway sub-base as a flexible installation.
- A standard block paving product, made in different factories in England, Scotland and Wales therefore variations in colour and tone may occur.
- See Driveline 50 for a more quality block paver.
- Keykerb range, see p185, provides standard edge restraint for this range.

Common to all Priora Driveways:

- The Priora design drains water away safely in heavy rainfall without burdening the community drainage system.
- If installed with the correct sub-base this permeable paving solution can be used in a front garden without obtaining planning permission.
- Specific installation guidance must be followed.
- The Priora System should not be attempted by the DIY enthusiast or untrained installer. It requires the careful calculation of a soil permeability test and appropriate use of specially graded sub-base aggregates.**Should an installer wish to undertake training for the installation of this product please call the Marshalls Helpline on 0345 820 5000 for further information.

Visit the Marshalls website to find your nearest Marshalls Register Installers trained to install Priora Systems, or call 0345 820 5000.

p140 DRIVESETT ARGENT PRIORA

p142 DRIVESETT TEGULA PRIORA

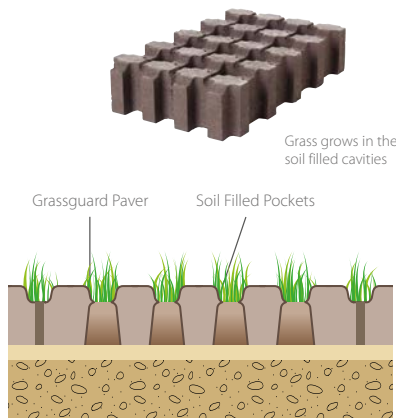
- Each 60mm block features the Marshalls unique, patented Priora nib.
- No drainage, tarmac or soakaways required if installed correctly.
- Priora must be laid with 20mm and 6mm clean crushed stone aggregate to BS EN 13242 and BS EN 12620 to ensure compliance.
- Argent Only: – Supplied in mixed size packs, blocks are designed to be laid in a coursed laying pattern.
- Argent Only: – When cutting, it is important to make sure that once cut with water the block has been perfectly cleaned before installing.

p144 DRIVELINE PRIORA

- Each 60mm block features the Marshalls unique, patented Priora nib.
- No drainage, tarmac or soakaways required if installed correctly.
- Priora must be laid with 20mm and 6mm clean crushed stone aggregate to BS EN 13242 and BS EN 12620 to ensure compliance.
- Numerous laying patterns available; contact Marshalls Technical Advisory Service or see website.

p146 GRASSGUARD

- A permeable concrete grid, driveway system.
- Ideal for occasional car parking spaces, but due to its nature it is not as even as other concrete block paving products, so extra care must be taken when walking over areas in high heels.
- Manages rainfall run off in a sustainable way and does not require planning permission when installed correctly.
- The Grassguard grid allows grass to grow through the blocks, providing a green option for parking.



- Seed with tough, coarse rye grass which, as it grows, binds the slabs and bare materials together to progressively improve structural strength and load bearing.
- Full and detailed guidance on installation and sub-base to achieve and maintain grass can be found on the website or call Marshalls Technical Advisory Service.

p147 DRIVEGRID

- A composite permeable grid system, which is filled with gravel to create a car parking area or pathway.
- When using this product it is essential that the area is framed with an edge restraint for stability.
- For best aesthetic looks Marshalls recommends using a driveway entrance strip.
- Grid and Membrane are packed together & cannot be sold separately.
- If installed with a correctly calculated sub-base this permeable driveway system can be installed without obtaining planning permission.
- Drivegrid is guaranteed for one year or two years when a Marshalls Hard Landscaping Guarantee is purchased.

CONDITIONS REQUIRED FOR PRIORA

The grade of Priora featured in this brochure is only intended for normal domestic vehicles and pedestrian traffic, though occasional delivery vehicles over 3.5 tonnes gross weight can be tolerated.*

The Domestic Priora System is only intended for driveways or paths where infiltration is required only in the immediate Priora paved area and not from other surrounding paved or roofed areas (see rainwater catchment area guideline opposite).

In some parts of the country there are ground conditions where infiltration could adversely affect foundations to houses, therefore, if in doubt seek advice from a specialist or the local authority building control department.

Properties constructed pre 1920 may not have been built on traditional concrete foundation, therefore in this case, Marshalls Domestic Priora System should not be installed.

Check for services, Priora must not be installed if gas or electric services run through intended Priora areas.

Priora is a trademark of UNI-International Bausysteme GmbH.

GUIDELINES FOR INSTALLING PRIORA

Surface Gradient

The intended Priora area must fall away from the owner's house and any other buildings in the immediate vicinity.

If the driveway exceeds 20m in length and/or has a gradient greater than 1 in 100 then please contact Marshalls Technical Advisory Service.*

The top surface of the driveway should finish at least 150mm below any adjoining wall DPC level.

Existing Foundations

If your house lies adjacent to or less than 600mm from the proposed Domestic Priora driveway area, establish depth of house foundation before undertaking any soil test/Priora installation. The house foundation top surface must be 600mm (minimum) below the finished level of the top of the proposed Priora driveway.

Soil Strength and Permeability

Marshalls Domestic Priora System must be laid on a subgrade which has previously had an established and adequate existing driveway and an area which has a subgrade soil strength greater than 5%.

The Domestic Priora System is only suitable for soil areas where infiltration applies and the test criteria have been met as per the standard permeability test.

For the standard permeability a test hole should be dug for every 20m² of driveway. There should be a minimum of two holes. Holes/pits should be spaced evenly in relation to the proposed Priora area.*

Discharge onto Roadway

The Domestic Priora area must not discharge onto surrounding public roadway and pathways and towards any buildings.

Rainwater Catchment Area

No adjoining surface areas (rainwater pipes, roof areas, etc) must drain onto and into the proposed Domestic Priora driveway area, however, small areas such as door steps and garage areas are acceptable providing they do not exceed 5% of the driveway area.

Guideline: Catchment area = driveway area.

Catchment area = drained surface area.

Aggregates

Priora must be laid with 20mm and 6mm clean crushed stone aggregate to BS EN 13242 and BS EN 12620 to ensure compliance.

Trees

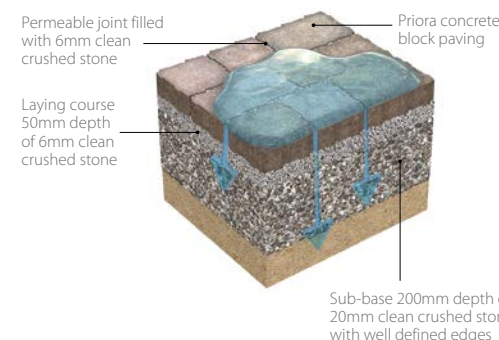
When installing in close proximity to existing trees, tree roots smaller than 25mm diameter may be pruned back, preferably to a side branch, using a suitable pair of secateurs or hand saw. Roots larger than 25mm should only be severed following consultation with an arboriculturist, as they may be essential to the tree's health and stability. Protection of the pavement will also be required, hence the requirement of a permeable root barrier system such as the Geoweb bio barrier system (www.Fiberweb.com) or similar which is non surface protruding, and therefore, does not present a trip hazard once installed.

Health and Safety

It is possible that more excavation for a Priora driveway may be required than that of a driveway constructed of traditional block paving, therefore, care must be taken when excavating ground to a deeper level. Particular care must be taken to protect the sites from children and partially sighted persons and for collapse of adjoining features such as boundary walls/fences.

Check for services, if they run through intended Priora areas, the service provider must be consulted before work commences.

Care must be taken when constructing over sewer, rainwater pipes and water pipes to ensure that the services remain supported for their full length by undisturbed material and are surrounded on the remaining sides by a minimum of 150mm of 6mm material to protect the service.



Walling, Steps & Finishing Notes

Note: No product can be maintenance-free.
Requirement will depend on product use, location and weather.

Common to all Marshalls Walling Products:

- Marshalls recommends the use of Coping and Caps with all Walling Products. Copings and Caps protect walls against the staining effect of rain for a period of time.

Common to all face Veneer Walling Products:

- Where a facing/veneer wall is used with a garden/soil/planting/aggregates behind it, a membrane must be installed at the rear of the wall to stop moisture draw through.

p155 STONEFACE SAWN VENEER WALLING

- This product is supplied with the correct amount of adhesive and primer.
- Mar

p156 SAWN VERSURO WALLING

- Faced on all sides.
- Adhesive recommended is Marshalls M-Fix.

p157 TRADITIONAL NATURAL STONE WALLING

- A 10mm joint width is recommended with this product.

p158 STONEFACE DRYSTACK VENEER WALLING

- Panels are in a Z cut format to hide joints, for a seamless finish.
- This product is supplied with the correct amount of adhesive and primer.
- The mirrored inserts used in Nero Quartzite Mirror are made from brushed steel

p161 ARGENT WALLING

- Corner Quoin Ends can be ordered via Marshalls Order Select.
- Please note this walling is only faced on one side.
- Use Marshalls 'M-Fix Walling Adhesive' when using this product.

p162 CROFT STONE WALLING

- This walling is ideal for retaining walls up to 6 courses, but should never be used as a freestanding or dividing wall.
- Minimum radius int/left 750mm on base layer.

p163 MARSHALITE WALLING

- A 10mm joint width is recommended with this product.

p164 TEGULA WALLING

- A 10mm joint width is recommended with this product.

p165 OLD MILL BRICK WALLING

- A traditional clay walling product.
- A 10mm joint width is recommended with this product.

p166 BULLNOSE STEPS

- Marshalls has a broad range of high performance natural stone steps, ranging from sandstone to marble and granite
- They can be used to match Marshalls natural stone paving products or to complement concrete paving products.

p175 DRIVESETT DECO

- This product can also be used for pathways, driveway entrance strips or borders.
- One edge is grooved and so, to ensure an even course width, the blocks should be laid with the grooved edge facing the same way.

p180 WEATHERPOINT 365

- A non hazardous, weed and frost resistant jointing compound ideal for 8-15mm joints.
- Speeds up installation time.
- WeatherPoint 365 can be applied in wet or dry weather conditions, but water must always be used.
- No surface staining if applied correctly.
- WeatherPoint 365 is not suitable for use on granite paving or marble.
- Guaranteed for 2 years if Marshalls Hard Landscaping Guarantee has been purchased.

p182 DRIVEWAY EDGING

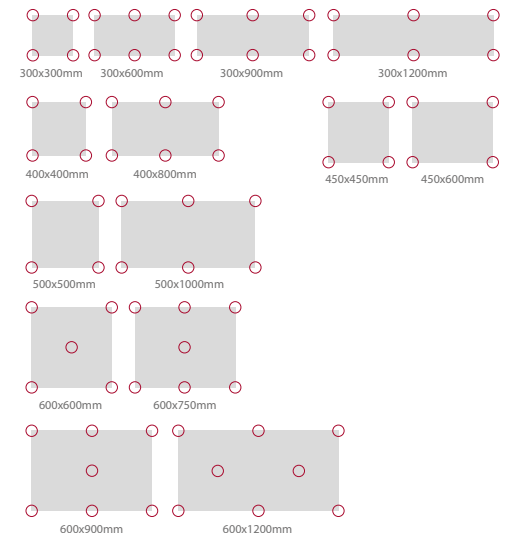
- The perfect edge restraints to coordinate with the Driveway products or contrast with other products within the Driveways range.
- Specific installation guidance must be followed. Consult a Marshalls Register Installer. Or for further guidance contact Marshalls Technical Advisory Service.

p183 BLOCK KERB

- Tegula and Savanna Kerb have a 45° splay.
- Smallest radius for an internal kerb is 0.46m.
- Smallest radius for external kerb is 0.62m.
- When laying Keykerb, KL protrudes 100-125mm and KS by 25-50mm.

p186 MARSHALLS PEDESTALS

- For best results, ensure you use the rubber base pads on the sub-base to keep the pedestals in place and rubber head pads on the head of the pedestal to reduce noise and minimise movement of the paving units.
- If laying vitrified paving onto a roof terrace or where wind loading may be a concern, apply a small dab of Sika EBT onto both sides of the rubber head pads before installing the paving unit to minimise movement.
- Roughly lay out sufficient pedestals for 4 or 5 paving units at a time.
- For corner units, or when a cut would otherwise reduce the paving unit to half of its original size, reduce the pedestal size by cutting along the bottom of the base unit.
- Lay the paving units, ensuring the pedestals are placed in the correct formation to fully support the unit. For the correct number of pedestals for each plan size, see diagram below:



- Ensure correct falls are incorporated into your design to remove any surface water.

*Contact Marshalls Technical Advisory Service on 0370 411 2233

Hard Landscape Guarantee

Hard Landscape Guarantee Conditions

Marshalls products are manufactured to the highest standards. The Hard Landscape Guarantee is only available for domestic projects installed by a Marshalls Register Installer where a guarantee has been purchased; the cost of the guarantee is £50 (+VAT) per £5000 of the installed value. The Hard Landscape Guarantee can only be issued by Marshalls upon receipt of a correctly completed Guarantee Request Form and the relevant fee. The Hard Landscape Guarantee covers Marshalls branded products. Marshalls hereby warrants, that in the event of the failure of Marshalls products used in the construction of a domestic driveway or patio installed at the address named on the Guarantee, replacement products will be supplied free of charge for a period of 10 years commencing from the installation date. **For products produced with Surface Performance**

Technology this period is extended for a further 10 years. Additionally, the labour costs incurred during the replacement of these faulty materials, and/or labour costs arising from faulty workmanship, will be free of charge for a period of 5 years commencing from the installation date. This guarantee is subject to the terms and conditions below. This guarantee is offered as an additional benefit by Marshalls and in no way affects any parties' statutory rights.

The house owner is responsible for applications for any relevant planning permission. Marshalls do not accept liability for application of planning permission on any project covered by the Marshalls Hard Landscape Guarantee or otherwise.

In the unlikely event of products reaching you in less than satisfactory condition, you should notify the stockist immediately with details of the product and batch codes printed on the packaging. In addition to this, responsibility for costs incurred for uplifting and relaying defective products may be prejudiced if, upon reasonable inspection, the defect ought to have been apparent prior to laying.

Pendle, Leyburn, Textured Utility, Utility and Richmond pavings are intended to serve the 'budget' end of the market and as such should not be confused with premium products such as Heritage or Coach House. In addition to this, because of their limited protection in transit, there is a significant probability of pavings bearing scratch marks to the face. Due to local manufacturing, precise colours and face finishes may vary and it is recommended that pavings from different factories are not mixed on site. Pendle, Leyburn, Textured Utility, Utility and Richmond therefore fall outside the scope of The Hard Landscape Guarantee.

Order Select Service

When designing your garden or driveway there may be times when you do not need a full pack of product, for example when:

- Finishing an area of paving.
- Creating a decorative border.
- Adding to an existing project.

Marshalls unique 'Order Select' service means that Marshalls stockists and installers can order less than full-pack quantities for most of the products in this brochure.

- Check that the product you need has the Order Select Logo (✓) in the table.
- Carefully calculate the number of each item required, making an allowance for cutting the wastage, however, some may be mixed size packs and although you can order less than pack quantity, this will still be of mixed sizes but just less square metres than in a normal pack.
- Give this to your local stockist who will place your order direct with Marshalls for delivery by express carrier.

A premium is charged for this service, so it may be more economical to adjust the amount to the nearest full pack – especially if you are considering extending the project at a later date. Please note: If ordering a product to extend an existing project, it is likely that batch numbers will be different and the colour may vary.

Please note, on some Project Pack products there may be a limit on the number of single size flags available to order via Order Select. The maximum number will not exceed the amount of that single size contained in the Project Pack.

Acknowledgements

We are grateful for the help of the following people and organisations in the production of this brochure:

Marshalls Register Members

Advanced Landscapes (North West) Ltd, Preston
Tel: 01995 672188
www.advancedlandscapes.co.uk

All Seasons Landscapes, Stockton-on-Tees
Tel: 01740 605019
www.allseasonsbespokelandscapes.co.uk

Arun Driveways, Littlehampton
Tel: 01903 883023
www.arundriveways.co.uk

Avantgardens North East Ltd, Hartlepool
Tel: 01429 296148
www.avantnortheast.co.uk

Beesleys Landscapes, Cheshire
Tel: 01606 550314
www.beesleyslandscapes.co.uk

Botanica Garden Design, Wirral
Tel: 0151 632 0909
www.botanicagardendesign.com

Branching Out Landscapes, Rochdale
Tel: 01706 364637
www.bolandscapes.com

Brighouse Driveways Ltd, Brighouse
Tel: 01484 480155
www.brighousedrivewaysltd.co.uk

Brockstone Landscape Construction, Liverpool
Tel: 0151 427 7509
www.brockstone.co.uk

Central Drives, Rugeley, Staffs.
Tel: 01889 621378
www.centraldrives.co.uk

D Plumridge Professional Driveway
& Patio Construction, Sutton
Tel: 020 8643 3007
www.dplumridge.co.uk

Darren Smith Award Winning
Driveways & Patios, Louth
Tel: 01507 451355
www.darrensmithlouth.co.uk

Elite Pave, Hemel Hempstead
Tel: 01442 390065
www.elitepave.co.uk

Esse Landscapes, Crawley
Tel: 01342 714095
www.esseland.co.uk

Exotic Landscapes Ltd, Bracknell
Tel: 01344 311811
www.exoticlandscapes.co.uk

Frinton Tarmacadam & Paving Ltd, Frinton-on-Sea
Tel: 01255 678662
www.ftpltd.com

Garden TLC, Oldham
Tel: 01706 880177
www.gardentlc.net

Gary Pearce Landscapes Ltd, Shrewsbury
Tel: 01694 731380
www.pearcelandscapes.net

Greystone Building & Landscaping, Bramhall
Tel: 0161 4391388
www.greystonebuildingandlandscaping.co.uk

Habitat Landscapes Ltd, Bedford
Tel: 01525 860263
www.habitatlandscape.co.uk

James Bird Landscapes Ltd, Sheffield
Tel: 0114 2589290
www.jabird.co.uk

Jason Clarke Classic Paving, Cheshire
Tel: 0161 871 8573
www.jc-classicpaving.co.uk

Landscapes4Living Ltd, Fareham
Tel: 02393 077839
www.landscapes4living.co.uk

M & A Searles, Wakefield
Tel: 01924 256861
www.mandasearles.co.uk

Mark S Nelson Gardens, Worcester Park
Tel: 020 8337 3846
www.msnelsonlandscapes.wixsite.com/gardens

McPave North West, Preston
Tel: 01772 837009
www.mcpavenw.co.uk

Milner Landscapes & Construction, Birmingham
Tel: 01675 463738
www.milnerlandscapes.com

Oakley Landscapes Ltd, East Sheen
Tel: 020 8286 2491
www.oakleylandscapes.com

Outdoor Life Landscapes Ltd, Portsmouth
Tel: 0845 2993421
www.outdoorlifelandscapes.com

Paving Creations, Mirfield
Tel: 01924 489199
www.pavingcreations.co.uk

Perfect Paving Ltd, Keston
Tel: 01689 873333
www.perfectpaving.com

PJB Groundworks Ltd, Darlington
Tel: 01325 246845
www.pjbgroundworks.co.uk

PWP Landscape Ltd, Otley
Tel: 0113 256 3555
www.pwplandscape.co.uk

Sandstone Landscape Construction, York
Tel: 01904 422735
www.sandstonelandscapes.co.uk

Stonecraft Landscape & Design, Blackpool
Tel: 01253 395104
www.stonecraftltd.co.uk

Stow Construction & Landscaping Ltd, Galashiels
Tel: 01896 750254
www.stowconstruction.com

Tottington Landscaping Co, Heywood, Lancs
Tel: 01706 360084
www.tottingtonlandscapingbury.co.uk

Traquair Paving Restoration & Installation Company Ltd,
Edinburgh
Tel: 0800 298 7856
www.traquairpavingandrestoration.com

Waterdale Landscapes, York
Tel: 01904 706421
www.waterdalelandscapes.co.uk

Yorkshire Pro-Paving & Groundworks Ltd, Otley
Tel: 01943 463377
www.yorkshirepropaving.co.uk

**The Marshalls Register of Accredited Landscape
Contractors and Driveway Installers is a
national network of independent professional
installers, to find one in your area call
0345 820 5000**

Calls may be monitored or recorded

Marshalls is also grateful to

Mr & Mrs Adjepong, York
Mr & Mrs Bamber, Winsford
Mr Benderow, Yarm
Mr & Mrs Boyd, Liverpool
Mr & Mrs Burke, Lytham St Annes
Mr & Mrs Burge, Kew
Mr Crade, Cockermouth
Mrs Bain, Crawley
Mr & Mrs Crook, Oxted
Mr & Mrs Goulding, Wynyard
Mr & Mrs Hirst, Bacup
Mr Holt, Bury
Mr & Mrs Howson, Louth
Mr & Mrs Jupp, Chislehurst
Mr & Mrs Kendrick, Stokesley
Mr & Mrs LeFondre, Cheshire
Mrs Mannion, West Sussex
Dr & Mrs Martin, Durham
Mr & Mrs Mumford, Bedfordshire

Mr & Mrs Nandra, Walsall
Mr & Mrs Paley, Otley
Mr & Mrs Palombo, West Sussex
Mr & Mrs Pelosi, York
Mrs Proctor, Boston Spa
Mr Roberts, Cheshire
Mr & Mrs Rolit, Berkhamsted
Mr & Mrs Seymour, Oldham
Mr & Mrs Sherratt, Bramhall
Mr & Mrs Stevens, Falmouth
Mr & Mrs Thompson, Bramhall
Mr & Mrs Thorpe, Cambridgeshire
Mr & Mrs Wicks, Surrey
Mr & Mrs Wright, Cheam
Mr & Mrs Wybrow, Grays, Essex

How to contact Marshalls

(Calls may be monitored or recorded)

The Marshalls Customer Helpline is here to help you with all your product and brochure enquiries.

**Marshalls Customer Helpline
0345 820 5000**

**To find an installer or a local stockist in your area call
0345 820 5000**

**The Marshalls Technical Advisory Service is here
to help customers and installers with all aspects of
installation technical advice
0370 411 2233**

The Marshalls website is a comprehensive source of ideas, product information, and much, much more.

www.marshalls.co.uk/homeowners

**Landscape House, Premier Way,
Lowfields Business Park, Elland HX5 9HT**

Back Cover: Design & Install by
Advanced Landscapes (North West), Preston.



To find your nearest Marshalls stockist or find a recommended installer, call: **0345 820 5000**
(Calls may be monitored or recorded)

For information, advice and useful tips to realise your own ideas, visit:
www.marshalls.co.uk/homeowners

Landscape House, Premier Way,
Lowfields Business Park, Elland
HX5 9HT, United Kingdom

A SUBSIDIARY OF MARSHALLS PLC
© COPYRIGHT MARSHALLS 2019

**Marshalls**
Creating Better Spaces

