



FINISHING ESSENTIALS

Drivesett Coppice
Cedar Blend with Oak Blend border



Drivesett® Deco
Traditional

DRIVESETT® DECO

Pathways & Driveways

Rustic and traditional cobbled effect

Create a traditional cobbled effect with these smaller rustic blocks, offering an elegant aged appearance and a choice of rich colour blends. Drivesett® Deco is suitable for use as driveway, edging feature or path coordinating beautifully with many other Marshalls paving and driveway products.



Traditional

Cotswold

Cinder

Pack Sizes

Dimensions
in millimetres:

Colours:

Single Size Pack - 10.67m² coverage

110 x 110 x 50

882
per pack

All

✓ Available via order select, see pg 178

Visit our website for more information

All products come with specific installation guidelines. See p177 for additional product notes or contact our technical team on 0370 411 2233.





Sawn Versuro® Borders
Caramel Cream Multi
Also shown: Driveway in Drivesys Split Stone

BORDERS & EDGINGS

The perfect finishing touch to your paving project

A wide range of borders and edgings that can be used to create distinct garden spaces and play a role in maintaining the integrity and strength of the paving they border, providing the perfect finishing touch. Compatible with all paving and pathway ranges to enhance every garden design.

Argent®, Light (LT)



Argent®, Dark (DK)



Hewnstone Edging, Autumn (A)



Hewnstone Edging, Light Buff (LB)



Round Top, White (W)



Round Top, Buff (B)



Saxon®, Buff (B)



Sawn Versuro®, Golden Sands Multi (GSM)



Sawn Versuro®, Autumn Bronze Multi (ABM)



Sawn Versuro®, Antique Silver Multi (ASM)



Sawn Versuro®, Caramel Cream Multi (CCM)



Contour, Buff (B)



Victorian Rope Top (RB)



	Sizes mm (nominal)	No. items/ pack	Weight (kg/ each)	Weight (kg/ pack)	Colours	Order Select*
Edging						
Saxon***	600 x 136 x 50	50	9	469	B	✓
Argent***	600 x 136 x 50	50	9	507	LT, DK	✓
Contour	600 x 150 x 50	54	9.5	513	B	
Round Top	600 x 150 x 50	54	10.7	578	B, W	
Sawn Versuro®	900 x 150 x 50	20	18.7	893	CCM ABM ASM GSM	✓
Victorian Rope Top	590 x 180 x 50	30	12.4	372	RB	N/A
Hewnstone Edging	200 x 450 x 50	20	8.6	172	A LB	✓

*Can be obtained in less than full pack quantities – minimum quantity, single units. See Order Select, p178.

**Coping used as an edging can be obtained in less than full pack quantities – minimum quantity, single units (See Order Select, p178).

Visit our website for more information



Victorian Rope Edge
Red/Black
Also shown: Drivesett® Tegula®



Hewnstone Edging
Light Buff
Also shown: Firedstone® Paving.

JOINTING



JOINTING RANGE

This is an overview of our jointing family, to complement our extensive range of patio and driveway products. Visit our website for full product information on each of the below.



Joint Filling Sand

- Kiln Dried Sand
- Use on driveways & patios
- Quick & easy to apply
- Recommended for SYMPHONY® Plus



Weatherpoint® 365 Jointing Compound

- Resin based
- Use on most patio paving
- Can be used in wet and dry conditions
- Suitable for DIY & trade professionals



SYMPHONY® Jointing Compound

- Resin based
- Use on all porcelain patios
- Can be used in wet and dry conditions
- Suitable for DIY & trade professionals



Drivesys® Jointing Compound

- Resin based
- For use with Drivesys® Driveways
- Can be used in wet and dry conditions



Exterior Jointing Grout

- Cement based
- Use with patio and driveway paving
- Exceptional bond strength
- Install required by a landscaping professional. 2 person application.

Jointing is not available on sample service



Weatherpoint
Sawn Versuro Paving
Antique Silver Multi with Weatherpoint 365/Stone Grey

WEATHERPOINT® 365

Jointing Compound



Stone Grey



Buff



All weather jointing material

Weatherpoint® 365 all weather jointing material speeds up installations times, reduces labour involvement and can be laid all year round, come rain or shine. With no mixing or waste, Weatherpoint® 365 will withstand light pressure washing.

Suitable for use with all types of paving materials, **except** Granite Eclipse®, Lazaro Marble®, Drivesys® and SYMPHONY® Plus Drive products.

	Weight per tub	Weight per pallet	Number of tubs per pallet	Coverage per tub*	Joint size
Stone Grey	15kg	1080kg	15	7m ²	10 - 15mm
Buff					

*Coverage is a guide based on a 450 x 450 plan size with 10mm joints at 35mm deep. Minimum 20mm joint depth for paving

24 month shelf life from date of manufacture

Contact technical for further information advice.

Marshall's Exterior Jointing Grout (MEJG)

Cement based jointing grout



Charcoal



Natural



Marshall's Exterior Jointing Grout
Natural

Cement based jointing for a contemporary finish

Its quick setting formula means it will start curing in 15 minutes* and accepts light foot traffic after only 1 hour, dependent on temperature and humidity.

Please follow the installation guidelines on page 177.

* Depending on humidity and temperature



Visit Marshall's
YouTube channel
to view the MEJG
installation video

	Weight per tub	Weight per tub	Joint size	Coverage per tub
Natural	25kg	25kg	3 - 50mm	25m ² **
Charcoal				

Not recommended for use with Drivesys® or products on a flexible bed. Minimum 20mm joint depth for paving.

** Based on Sawn Versuro 560 x 560 with a joint width of 10mm. Contact us for our handy tool to help calculate how many tubs you will need for your job.

8 month shelf life from date of manufacture

Contact technical for further information advice.

JOINTING MATRIX

Installation	Kiln Dried Sand	Weatherpoint® 365	SYMPHONY® Jointing Compound
Ideal for Paving Installations		✓	✓
Ideal for Driveway Installations	✓		
SYMPHONY® Plus Paving	✓		✓
Porcelain Paving		✓	✓
Sandstone Paving		✓	
Limestone Paving		✓	
Granite Paving			
Marble Paving			
Slate Paving		✓	
Concrete Paving		✓	
Natural Stone Driveway Setts			
Sawn Granite Driveway Setts			
SYMPHONY® Plus Driveways	✓		
Drivesys® Driveway System			
Driveline® Driveways	✓		
Drivesett® Driveways	✓		
Standard Block Paving	✓		
Application			
Joint Width	2-5 mm	10-15 mm	3-8mm & min 20mm depth
Bed Type	Flexible	Rigid	Rigid
Installation	Brush	Wet & Brush	Wet & Brush
Installation Temperature		3-25°C	3-25°C
Weather Conditions	Dry	Dry/Light Rain	Dry/Light Rain
Coverage (approx.)	approx 4.5-6.5m²	7m²	16-23.4m²
Technical Difficulty (★ = easy ★★★★★ =hard)	★	★★★	★★★
Cure Time (depending on weather conditions)	n/a	24 hours crusting, 30 days fully cured	25 hours crusting, 30 days fully cured

Drivesys® Jointing Compounds	Exterior Jointing Grout
	✓
✓ Drivesys® only	
	✓
	✓
	✓
	✓
	✓
	✓ Smooth Surface Only
	✓
	✓
✓	
5-30 mm	3-50mm & min 20mm depth
Semi-Flexible	Rigid
Wet & Brush	Squeegee or Brush
3-25°C	5-20°C
Dry/Light Rain	Dry, no rain within 6 hours of install
5m² based on Original Cobble	25m² (see paving calculator or call technical helpline)
★★★★	★★★★★
72 hours crusting, 30 days fully cured	Initial 1 hour



DRIVEWAY RESTRAINTS

Keykerb
Charcoal





Drivesys Roundtop
Basalt
Also shown: Edging/Basalt with
 Drivesys Original Cobble/Iron Grey.

DRIVESYS® ROUNDTOP



Drivesett Argent
Natural
Also shown: Edging/Natural with
 Drivesett Argent/Dark/Drivesett Argent/Buf.

DRIVESETT® ARGENT®

DRIVEWAY EDGING



Drivesys Roundtop
Edging, Basalt (B)

Drivesett Argent
Edging, Natural (N)

Drivesett Argent
Edging, Light (LT)

Drivesett Argent
Edging, Dark (DK)

Essential to the look and practicality of every project

Contemporary edge restraints designed to complement the full range of Marshalls paving and driveway products. Each edging perfectly complements their respective driveway ranges but will also create a superb feature for any range.

Drivesett Argent Edging has the same premium granite look as the Drivesett Argent range, see p110, p122 and can be used to match or contrast.

Drivesys Roundtop Edging in Basalt coordinates with the expanding range of Drivesys block paving, see p104-107.

	Sizes mm (nominal)	No. items/ pack	Linear m/pack	Colours	Order Select
Driveway Edgings					
Drivesys Roundtop	915 x 150 x 60	40	36.6	B	✓*
Drivesett Argent	915 x 150 x 63	48	43.92	N, LT, DK	

*For Order Select minimum quantities is one linear metre. See p178 for details.

Visit our website for more information

All products come with specific installation guidelines. See p177 for additional product notes or contact our technical team on 0370 411 2233.





TEGULA® KERB



DRIVESETT® KERB



SAVANNA® KERB

MARSHALLS BLOCK KERB

Versatile, easy to use block kerb

All driveways will require some form of edge restraint for long-lasting structural stability. Use these kerbs for all types of design - steps, grass, patio's, feature banding as well as driveways and pathways.

Provides attractive restraining edges for driveway and paving projects in some of our most popular aesthetics. These products can be laid easily to retain different shapes and orientations.



Tegula Kerb,
Traditional (TR)



Drivesett Kerb,
Pennant Grey (PG)



Savanna Kerb
Charcoal (CH)

	Sizes mm (nominal)	No. items/pack	Colours
TEGULA KERB			
Standard Tegula Kerb	130 x 160 x 250	120/60	TR PG
Radial Internal & External	130 x 160 x 96 x 250	60	
Return Internal & External	160 x 160 x 250	1	
DRIVESETT KERB			
	120 x 80 x 240	192	TR PG H
SAVANNA KERB			
Single Size Pack	130 x 160 x 250	108	CH

Tegula Kerb and Savanna Kerb coordinate with the equivalent block ranges.

Visit our website for more information

All products come with specific installation guidelines. See p177 for additional product notes or contact our technical team on 0370 411 2233.





Driveline 4-in-1 Kerb, Brindle



Drivesett 4-in-1 Kerb, Pennant Grey



4-in-1 KERB

One unit that gives four possibilities



All driveways require edge restraints for long-lasting structural stability, these kerbs can be used for all types of design.

Driveline 4-in-1 is the most contemporary version, offering a smooth edging profile.

Drivesett 4-in-1 has been subtly tumbled to give a timeworn appearance with rustic edges.

	Sizes mm (nominal)	No. items/pack	Colours
4-in-1 KERB			
Driveline Single Size Pack	100 x 100 x 200	240	BRI CH
Drivesett Single Size Pack	100 x 100 x 200	240	PG

Visit our website for more information

All products come with specific installation guidelines.
Contact our technical team on 0370 411 2233.




KEYKERB®

Budget kerb option

Essential to the look and practicality of every project, Keykerb large and small units are designed to work as a barrier or restraint between soft or decorative landscaping and a driveway or paving space. Available in a variety of profiles for vast design capabilities.

Keykerb Large (KL)	Image No.	A (mm)	B (mm)	C (mm)	D (mm)	E (mm)	Linear m/pack	Colours
Standard (Dual purpose bullnosed and half battered)	1 2	100	127	200		100	25.2	All
Radial Bullnosed (Dual purpose internal/external)	3	70	127	200	95		7.2	C, R
90° Angle Internal (half battered)	4	127	127	200				C, B
90° Angle External (half battered)	5	127	127	200	100			
Radial. Half battered (Dual purpose internal/external)	6	70	127	200	95		7.2	C, R
90° Angle Internal (bullnosed)	7	127	127	200				C, B
90° Angle External (bullnosed)	8	127	127	200				

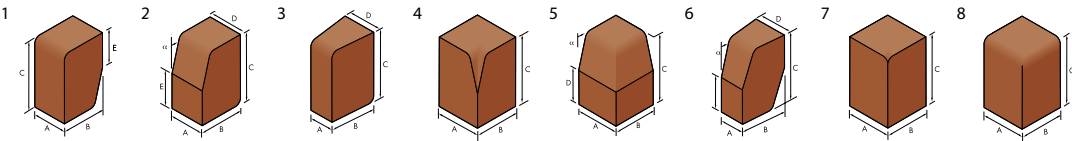
Keykerb Small (KS)	Image No.	A (mm)	B (mm)	C (mm)	D (mm)	E (mm)	Linear m/pack	Colours
Standard (Dual purpose bullnosed and splay)	9 10	100	127	125	100	100	37.8	All
Radial. Splay (Dual purpose internal/external)	11	95	127	125	70	100	10.8	C, B
90° Angle Internal Splay	12	127	127	125				
90° Angle External Splay	13	127	127	125	100			C, R
Radial. Bullnosed (Dual purpose internal/external)	14	70	127	125	95		10.8	
90° Angle Internal (bullnosed)	15	127	127	125				C, B
90° Angle External (bullnosed)	16	127	127	125				



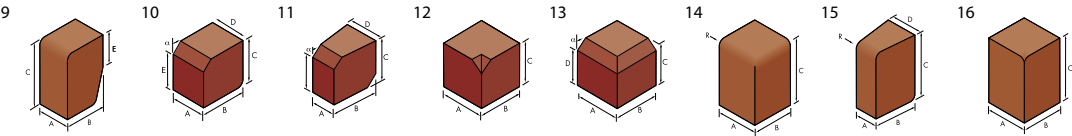
Keykerb
Charcoal
Also shown: Lazaro Marble Ocean Paving.

Designed for versatility and practicality

KEYKERB® LARGE PROFILES



KEYKERB® SMALL PROFILES



Visit our website for more information

All products come with specific installation guidelines. See p177 for additional product notes or contact our technical team on 0370 411 2233.



CHANNELS

	Sizes mm (nominal)	No. items/ pack	Linear m/pack	Colours
Single Size Pack	200 x 200 x 65	240	48	CH



**Driveline Channel,
Charcoal (CH)**



TELESCOPIC SECURITY POST

A simple but effective security device, can be used both in front of the garage and at the driveway entrance to deter theft.

	No. item/pack	Weight (kg/pack)	Colours
Telescopic Security Post	1	22	Black, Yellow, Stainless Steel

Visit our website for more information

All products come with specific installation guidelines.
Contact our technical team on 0370 411 2233.



PEDESTALS



MARSHALLS PEDESTALS

Innovative floating floor system for patio makeovers

Pedestals create a structurally robust 'floating floor' system which is ideal for use with all Porcelain, Natural Stone and Concrete paving. Pedestals can be used on terraces, rooftops and for patio makeovers (where a stable base has already been installed).

	Sizes mm (nominal)	No. items/ pack	Order Select
Adjustable Paving Pedestal	22-35mm 35-55mm 55-95mm 95-165mm 165-235mm 200-270mm	25	✓*
Self-levelling Paving Pedestal	40-56mm 50-70mm 70-110mm 110-160mm 150-210mm 200-300mm	25	
Stackable Paving Pedestal	150 x 3mm 150 x 10mm 150 x 15mm	250	

*For Order Select details on see p178.

There are three different pedestals available in the Marshalls range.



Self-levelling



Fixed Head



Stackable Support Pad



Visit our website for more information

All products come with specific installation guidelines. See p177 for additional product notes or contact our technical team on 0370 411 2233.




Driveline Drain®
Charcoal
Also shown: Drivesett Tegula®, Pennant Grey.

Visit our website for more information

All products come with specific installation guidelines. See p177 for additional product notes or contact our technical team on 0370 411 2233.

DRIVELINE DRAIN®

NEW



- 1: DRIVELINE DRAIN®
- 2: Rodding Box & Access Lid
- 3: Blanking Plate
- 4: Connector Plate

Accessories are also available for a complete installation – your accessories will depend on the length of your drain run. See installation guide for the full details.

Sizes mm (nominal)	No. items/ pack	Linear m/ pack	Colours
150 x 100 x 168 70 Diameter	240	24	All

This product comes with specific installation guidelines. Please contact our Technical Advisory Team on 0370 411 2233 or visit our website prior to installation.

For more product notes see p177 or website

✓ Available via order select, see pg 178



Driveline Drain®
Charcoal
Also shown: Drivesett Tegula®, Pennant Grey.

Patented, innovative linear drainage solution

Driveline Drain® is an attractive drainage solution, with the benefit of being seriously stronger than metal or plastic alternatives, whilst helping reduce the risk of flooding and complies with government legislation. Straight forward installation makes it easy to finish off your driveway project. Easy maintenance is achieved through using the matching accessories to allow easier access into the drain.



Grey

Charcoal



CLEANING & MAINTENANCE

SYMPHONY® Natural
Copper

REGULAR MAINTENANCE

The cleaning and maintenance needed on your patio or driveway will depend on its surroundings and the amount of free time you have. Here's a quick guide to the jobs required each season:

Not available on sample service*



Spring

Give your patio its first good clean of the year after the winter months to get rid of any dirt and detritus which may have built up.

Check the area to make sure your jointing is still intact.

GREEN-AWAY® is perfect for annual use each spring to give your patio or driveway a good clean.

⚠ Many common patio cleaners & brick acids are hydrochloric acid based and are not appropriate on most of our products, inc. sandstone.

Summer

To keep your garden looking its best give it a regular sweep and general clean with water to keep it looking good.

Make sure any spillages are cleaned down straight away to minimise any staining risks. Caution when using lawn fertilisers, these contain iron additives which can cause rust staining of any paving near to the lawn if over sprayed - should dissipate in time.

Autumn

As the leaves begin to fall, regularly sweep up any leaves or shrubbery to ensure they do not stain your patio or driveway.

Also remove any stains which may have occurred from berries and leaves falling from trees.

Leaves contain tannins that can stain your patio or driveway.

Winter

Winter chills can bring snow and ice onto patios and driveways. De-icer can be used on these surfaces but there may be some temporary discolouration once the snow and ice has disappeared.

This should only be temporary and will dissipate away over time.

⚠ Never use common salt to de-ice reconstituted stone or limestone. Specific products are formulated for this purpose.

When you need a little extra cleaning power...

GREEN-AWAY®

The ideal solution to remove mould, algae and lichen from all patio, driveway and pavement surfaces. It's also perfect for prevention and maintenance on your new project, apply annually to keep mould, algae and lichen from developing.

- ✓ Almost PH neutral making it gentle and safe to use
- ✓ Removes and prevents mould, algae and lichen
- ✓ Mould & algae starts disappearing within 2 weeks
- ✓ Lichen and black spots start to shrink and disappear within 6 months
- ✓ Pet friendly once dried (keep away from ponds)



Marshall's GREEN-AWAY® comes in a handy 5L bottle covering upto a huge 300m² area when using our 12L professional sprayer!!

Simply spray on and leave it to do its magic...



Simply dilute 1 part Green-Away to 5 parts water into your professional sprayer.

Top tip: always add Green-Away to your water and not the other way around and use a 1L measuring jug to ensure the correct dilution.



Apply on a dry day when rain is not forecast within 6 hours. The best time for application is in the late afternoon to avoid immediate evaporation.



Always **apply onto a dry surface** and **thoroughly saturate** the surface with Green-Away, then leave to activate.



Top tip: Do not rinse the Green-Away off the area.

The product re-generates with rain to remove all green stains and detritus over the course of the next month and will last upto 12 months, dependant on the surroundings and level of contamination.



BEFORE



AFTER



Visit Marshall's YouTube channel to view the Green-Away installation video

Marshalls Cleaner packs

Marshalls offer Installation and Maintenance Packs. These include a selected range of Lithofin products which can be used when your patio or driveway has first been installed or when you want to maintain it after 12 months.

Natural stone & concrete installation solution

A carefully selected product to clean down the job once you have installed any of our Natural Stone and Concrete paving products.

⚠ Read instructions before use



Porcelain maintenance pack

The porcelain maintenance pack includes a range of carefully selected products to deliver a great finish. Ideal for use after installing any of our porcelain products.

- KF Intensive Cleaner to remove stubborn dirt, oil and grease.
- KF Ceramic Clean to remove grease and rust deposits.



Natural stone & concrete maintenance pack

Includes a range of carefully selected products to revitalise any of our Natural Stone and Concrete paving products after 6-12 months.


- Algex to remove dirt and slippery green deposits.
- Outdoor Cleaner to remove stubborn green and dark deposits and weathered stains.
- MN Power clean for thorough cleaning to all areas.
- Oil-Ex to remove stubborn grease and deep oil staining.



Handy matrix of what to use where...



	General dirt	Weeds	Moss, mould & algae	Oil, Fat or Grease	Beer, wine & soft drinks	Fruit, berries & leaves	Blood	Chewing gum
Basic cleaning advice	Use a stiff bristle brush to remove any surface dirt	Pull out any weeds	Use a stiff brush to remove any surface dirt	Use paper towels to soak up residue immediately. Do not wipe as this can cause the stain to expand	Use detergent solution & hot water to remove the stain	Use detergent & hot water to remove the stain	Use detergent & hot water to remove the stain	Scrape off the surface
								Freezing & chip off the surface
	Use a detergent and water solution to rinse off	Brush surface with a stiff brush	Use a detergent and water solution to rinse off	Marshall's Kiln Dried Sand can help soak up any excess oil	If the stain is still apparent, use a mild household bleach and clean water to remove the stain	If the stain is still apparent, use a mild household bleach and clean water to remove the stain		Hot water & steam clean
For persistent problems	Use Lithofin Power Clean diluted 1:10 (Natural Stone & Concrete Installation Pack)	Weed Killer (where required) avoid products which include Ferrous Sulphate as this can leave a brown stain over the treated surface	Use Marshall's Green-Away (see pg168)	Use Lithofin Power Clean & Oil Ex (Natural Stone & Concrete Maintenance Pack)	Use Lithofin Power Clean and Outdoor Cleaner (Natural Stone & Concrete Maintenance Pack)	Use Lithofin Outdoor Cleaner (Natural Stone & Concrete Maintenance Pack)	Use Lithofin Power Clean (Natural Stone & Concrete Maintenance Pack)	Use Lithofin Oil-Ex (Natural Stone & Concrete Maintenance Pack) for any residual stains



	Smoke, fire & tobacco	Rust	Cement, mortar & concrete	Paint, ink & graffiti	Tyre marks	Epoxy & Polyester	Copper, bronze & aluminium
Basic cleaning advice	Scrub the area with detergent & hot water to remove the stain	To remove the stain use lemon juice or vinegar	Use an Acid Brick Cleaner to remove any stains	Wet <ul style="list-style-type: none"> • Use paper towels to soak up material • Do not wipe with paper towels as this will extend the stain • Use white spirit, water and detergent to clean the area 	Use detergent & hot water to remove the stain	Burn off with a blow torch	Use an Acid Brick Cleaner to remove any stains
		Process for either <ul style="list-style-type: none"> • Place on stained area for 5 minutes • Scrub into the stain with a stiff bristle brush • Wash with plenty of clean water 		Dry <ul style="list-style-type: none"> • Scrape off all excess paint • Use paint remover to remove the stain • If paint remover does not work, use Acid Brick Cleaner 		Use detergent & hot water to remove the stain	
Additional products required	If the stain is still apparent, use a mild household bleach and clean water to remove the stain	Rust cleaner for your specific flooring material	For acid sensitive stones use Lithofin Power Clean (Natural Stone & Concrete Installation Pack)	Ink - Sodium Perborate & hot water solution	Hot water & steam clean	Use Lithofin Wexa for Polyester Use Lithofin Resin- Ex for Epoxy	For acid sensitive stones use Lithofin Power Clean (Natural Stone & Concrete Installation Pack)
				Dry paint or graffiti - source a specific cleaner for your flooring material			