



# GARDEN PAVING

Riven Harena  
Golden Sand Multi



# THE BEST PRODUCTS DESERVE THE BEST **INSTALLATION...**

Selecting the right paving products to create the desired effect should not be the only consideration when planning your garden landscaping project. What lies beneath your patio is as important, if not more important than the finished layer.

Where the sub-base is installed incorrectly or is insufficient to support the chosen product, this is what will happen to your investment...




Spot bedding giving poor support



Poor bedding layer



Spot bed draw through the product



**CHOOSE A MARSHALLS  
REGISTER INSTALLER**

Marshalls Register members are assessed on a regular basis to ensure they install our products correctly, giving you your dream patio which will enhance your property into the future. That's why **99% of people who use a Register Member would recommend them to a friend.\***

To find your local member please visit  
[www.marshalls.co.uk/findaninstaller](http://www.marshalls.co.uk/findaninstaller)

\*Data analysis from Customer Feedback Forms, includes the period up to and including September 2017.

# SHOP BY COLOUR - PAVING

Most people have in mind a colour palette for their project, irrespective of material or texture. Here you can choose your paving products using this useful colour chart grouped by colour tone.

## Key

Also available as:


Borders **B** Coping **C** Driveways **D** Edging **E** Jumbo **J** King Size **K** Linear **L** Pavers **P** Steps **S** Walling **W**

## NATURAL STONE

LAZARO MARBLE, Ocean — p31  
**S**



NATURAL SLATE, Blue — p47 NEW



GRANITE ECLIPSE, Graphite — p37  
**S**



CASARTA SLATE, Silver Grey — p39  
**S**



ANTIQUE ALVERNO, Silver Birch Multi — p43



LIMESTONE ALURI, Charcoal — p49



FLAMED NARIAS, Silver Birch Multi — p34



SYLVERN, Grey — p48



CASARTA SLATE, Black — p39  
**S**



GRANITE ECLIPSE, Dark — p37  
**D S**



CAPLETON, Manor — p35  
**S P**





INDIAN SANDSTONE RIVEN, Grey Multi — p50  
C



GRANITE ECLIPSE, Light — p37  
D S



INDIAN SANDSTONE RIVEN, Brown Multi — p50  
C



RIVEN HARENA, Autumn Bronze Multi — p45  
C K L



RIVEN HARENA, Silver Birch Multi — p45  
C K L



TOWNGATE, Grey Multi — p40



ANTIQUE ALVERNO, Golden Sand Multi — p43



FLAMED NARIAS, Autumn Bronze Multi — p34  
C



ALVANLEY PAVERS, Silver Blend — p41



CHAPELGATE — p38



ANTIQUE ALVERNO, Autumn Bronze Multi — p43



RIVEN HARENA, Golden Sand Multi — p45  
W



ANTIQUE ALVERNO, Silver Limestone Multi — p43



SCOUTMOOR, Rustic — p30



INDIAN SANDSTONE RIVEN, Buff Multi — p50  
C



SAWN VERSURO, Autumn Bronze Multi — p33  
B C J K L S W





LIMESTONE ALURI, Rustic Ochre Multi — p49



SAWN VERSURO, Caramel Cream Multi — p33

B C J K L S W




CAPLETON, Grange — p35

S P



SYMPHONY MATTE, Graphite — p63 NEW



SAWN VERSURO, Golden Sand Multi — p33

B C J K L S W



TOWNGATE, Brown Multi — p40



LAZARO MARBLE, Pearl — p31



SYMPHONY PLUS CLASSIC, Stone Black — p52 NEW



SCOUTMOOR, Diamond Sawn — p30



TOWNGATE, Buff Multi — p40



## PORCELAIN PAVING

SYMPHONY PLANKS, Char — p61

S



SAWN VERSURO, Antique Silver Multi — p33


B C J K L S W



ALVANLEY PAVERS, Buff Blend — p41



SYMPHONY CLASSIC, Black — p59



SYMPHONY TUMBLED, Storm — p64



SYMPHONY NATURAL, Basalt — p57



SYMPHONY CLASSIC, Blue — p59



SYMPHONY PLUS CLASSIC, Stone Dark Grey — p52 NEW




ARRENTO, Black — p65



SYMPHONY PLUS NATURAL, Thunder — p53 NEW



SYMPHONY URBAN, Steel — p60



SYMPHONY PLUS PLANKS, Wychwood — p55 NEW



SYMPHONY NATURAL, Copper — p57



SYMPHONY TUMBLED, Rosso — p64



SYMPHONY PLUS PLANKS, Charnwood — p55 NEW



SYMPHONY TUMBLED, Argento — p64



ARRENTO, Bronze — p65



SYMPHONY CLASSIC, Blauw — p59



SYMPHONY CLASSIC, Grey — p59



SYMPHONY PLUS CLASSIC, Stone Light Grey — p52 NEW



SYMPHONY URBAN, Ash — p60



SYMPHONY NATURAL, Emperador — p57 NEW



SYMPHONY URBAN, Stone — p60



SYMPHONY PLUS URBAN, Smoke — p54 NEW



SYMPHONY MATTE, Carbon — p63 NEW





ARRENTO, Grey — p65



SYMPHONY PLUS URBAN, Asphalt — p54  
NEW



SYMPHONY TUMBLED, Smoke — p64



SYMPHONY PLUS PLANKS, Sherwood —  
p55 NEW



SYMPHONY PLUS NATURAL, Haze  
— p53 NEW



SYMPHONY PLUS URBAN, Putty — p54  
NEW



ARRENTO, Silver — p65



SYMPHONY MATTE, Deco — p63 NEW



SYMPHONY PLANKS, Hampton — p61  
NEW



SYMPHONY PLUS NATURAL, Mist — p53  
NEW



SYMPHONY PLUS URBAN, Sandstorm  
— p54 NEW



SYMPHONY PLANKS, Birch — p61



SYMPHONY PLANKS, Cherry — p61



SYMPHONY TUMBLED, Bronze — p64



SYMPHONY PLANKS, Oak — p61



SYMPHONY TUMBLED, Gold — p64



SYMPHONY NATURAL, Senna — p57



SYMPHONY PLANKS, Corrado — p61 NEW



SYMPHONY CLASSIC, Buff — p59



SYMPHONY URBAN, Clay — p60 NEW



# CONCRETE PAVING

SYMPHONY NATURAL, Ivory — p57



SYMPHONY CLASSIC, Barley — p59



ARRETO, Beige — p65



ARRETO, Cream — p65



UTILITY, Pendle, Charcoal — p80 NEW



ARGENT, Dark Coarse — p69

C D E L W



ARGENT, Dark Smooth — p69

L



ARGENT, Smooth Luna — p69 NEW




HERITAGE, Old Yorkstone — p71

C



COACH HOUSE, Pennant — p70



FIRESTONE, Dusk — p77



UTILITY, Richmond/Pendle Natural — p80

PB



ARGENT, Light Smooth — p69

L



ARGENT, Light Coarse — p69

D E L W



PERFECTA, Natural — p76



WOODSTONE SLEEPER, Driftwood — p73



COACH HOUSE, Heathland — p70



WOODSTONE SLEEPER, Coppice Brown — p73



ORGANA, Hessian — p67





FIRESTONE, Autumn — p77



HERITAGE, Weathered Yorkstone — p71

C



FIRESTONE, Sunrise — p77



UTILITY, Richmond/Pendle Buff — p80

PB



REGENT, Buff — p78

PB



TEXTURED UTILITY, Buff — p79

PB




TEXTURED UTILITY, Natural — p79

PB



HERITAGE, Yorkstone — p71

C



PERFECTA, Buff — p76



SAXON, Buff — p75



FIRESTONE, Fired York — p77



ORGANA, Linen — p67



ORGANA, Cotton — p67



SAXON, Natural — p75



To find your local  
Register Member  
please visit  
[www.marshalls.co.uk/findaninstaller](http://www.marshalls.co.uk/findaninstaller)



# NATURAL STONE

AUTHENTIC  
CHARACTER  
& CHARM

---

Granite Eclipse  
Light and Dark





Scoutmoor  
Diamond Sawn  
Design & Install By Botanica Garden Design, Wirral.

# SCOUTMOOR®

Premium British Yorkstone



Diamond  
Sawn

Rustic

## Exclusive and Iconic British Yorkstone

Exclusive to Marshalls, sourced from our very own quarry and manufactured at one of our many sites in Britain. This stunning, premium British Yorkstone features in many iconic and prestigious locations across the UK, including Trafalgar Square. Scoutmoor is predominantly blue/grey in colour with sweeping variable brown bands and is available in two finishes; smooth diamond sawn or rustic, with a lightly flamed surface texture for a more traditional reclaimed stone look.

### Pack Sizes

Dimensions  
in millimetres:

Colours:

**Project Pack** - 18m<sup>2</sup> coverage

600 x RL\* x 20

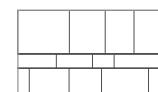
**15 linear metres**  
per pack

400 x RL\* x 20

**15 linear metres**  
per pack

200 x RL\* x 20

**15 linear metres**  
per pack



\*RL = Random lengths. This 18m<sup>2</sup> pack is made up of random length pieces between 300 – 900mm

### Complete this look

Bespoke p12, slurry back natural stone to increase adhesion and prevent staining.

### Visit our website for more information

All products come with specific installation guidelines. See p173 for additional product notes or contact our technical team on 0370 411 2233.

✓ Available via order select, see pg 178





**Lazaro Marble**  
Pearl  
Design & Install by Perfect Paving, Keston.

# LAZARO MARBLE®

Premium Grade Marble



Pearl

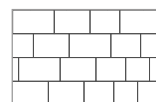
Ocean

## Classic elegance in iconic marble

This marble paving adds a timeless beauty to properties of any style, with veining and white mottling adding to the charm of this iconic stone. A sawn and gently tumbled finish promotes a subtle slip-resistant finish, why not indulge with this beautiful classic stone.

### Pack Sizes

**Project Pack** - 12.32m<sup>2</sup> coverage



700 x 400 x 30

600 x 400 x 30

500 x 400 x 30

400 x 400 x 30

Dimensions  
in millimetres:

**14**  
per pack

**14**  
per pack

**14**  
per pack

**14**  
per pack

Colours:

All

### Complete this look

Steps p144, slurry back natural stone to increase adhesion and prevent staining.

### Visit our website for more information

All products come with specific installation guidelines. See p173 for additional product notes or contact our technical team on 0370 411 2233.



✓ Available via order select, see pg 178





## Sawn Versuro Jumbo

Golden Sand Multi

Design & Install by Greystone Buildings and Landscaping Ltd, Cheshire.

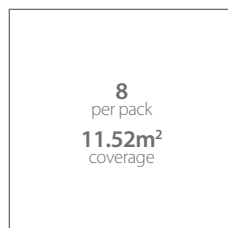
## Pack Sizes

Dimensions  
in millimetres:

Colours:

### Jumbo Single Size Pack

1200 x 1200 x 22



All

### King Size Single Size Packs

1250 x 750 x 22



All

1000 x 750 x 22



750 x 750 x 22




### Standard Single Size Packs

845 x 560 x 22



All

560 x 560 x 22



560 x 275 x 22



## Complete this look

Steps p144, Walling p126, Borders and Edges p148, Bespoke p12, slurry back natural stone to increase adhesion and prevent staining.

## Visit our website for more information

All products come with specific installation guidelines. See p173 for additional product notes or contact our technical team on 0370 411 2233.



## Luxury natural stone with an innovative finish

The Sawn Versuro collection is carefully hand selected from only the finest Indian Sandstone. This versatile range combines aspirational looks and performance with durability and elegance. Its innovative finish brings to life the charm and characteristics of this natural stone. Choose from paving and walling, to coping, edging and steps.

# SAWN VERSURO®

Ethically Sourced Sandstone



Caramel  
Cream Multi

Autumn  
Bronze Multi

Antique  
Silver Multi


Golden  
Sand Multi

**Linear** Single Size Pack -  
11.8m<sup>2</sup> coverage



All

**Project Pack** - 11.26m<sup>2</sup> coverage



All

Bespoke services available using Sawn Versuro stone, call us on 0345 30 40 707 for more information



✓ Available via order select, see pg 178





**Flamed Narias**  
Autumn Bronze Multi  
Design & Install by Perfect Paving, Keston.

# FLAMED NARIAS®

Ethically Sourced Sandstone



**Autumn Bronze Multi**

**Silver Birch Multi**

## Eye-catching and strong natural sandstone

This quality natural sandstone is flame finished to enhance the natural colour found within the stone, which in turn, provides a unique and distinct character. Taken from exceptionally dense sandstone to ensure durability and lasting good looks. Available in two colour shades with a lightly textured surface for slip resistant practicality.

### Pack Sizes

**Project Pack** - 13.50m<sup>2</sup> coverage

Dimensions  
in millimetres:

Colours:

775 x 450 x 22



**12**  
per pack

675 x 450 x 22



**12**  
per pack

575 x 450 x 22

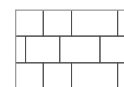


**12**  
per pack

475 x 450 x 22



**12**  
per pack



### Complete this look

Slurry back natural stone to increase adhesion and prevent staining.

### Visit our website for more information

All products come with specific installation guidelines. See p173 for additional product notes or contact our technical team on 0370 411 2233.

✓ Available via order select, see pg 178



££££  
LUXURY



Capleton Pavers & Bullnose Step  
Manor

# CAPLETON®

Ethically Sourced Limestone



Natural Limestone range  
with unrivalled warmth  
and character

The natural variations and inclusions found in this Portuguese Limestone provide unrivalled warmth and character. With coordinating paving, pavers and steps, this range is sure to add a prestigious look and feel to any garden.

## Pack Sizes

Dimensions  
in millimetres:

Colours:

### Project Pack - 12m<sup>2</sup> coverage

800 x 500 x 30

8  
per pack

700 x 500 x 30

8  
per pack

600 x 500 x 30

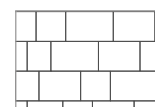
8  
per pack

500 x 500 x 30

8  
per pack

500 x 400 x 30

8  
per pack



### Pavers Single Size Pack - 12.6m<sup>2</sup> coverage

300 x 100 x 30

420  
per pack

All

## Complete this look

Steps p144, slurry back natural stone to increase adhesion and prevent staining.

## Visit our website for more information

All products come with specific installation guidelines. See p173 for additional product notes or contact our technical team on 0370 411 2233.



£££  
PREMIUM

✓ Available via order select, see pg 178





## Granite Eclipse

Dark

Also shown: Light Border, Summer Lawn, Drystack Veneer Walling.  
Design & Install by R&A Garden Landscapes, Birmingham.

## Pack Sizes

Dimensions  
in millimetres:

Colours:

### Single Size Packs

1206 x 600 x 30

**16**  
per pack  
**11.58m<sup>2</sup>**  
coverage

903 x 600 x 25

**25**  
per pack  
**13.55m<sup>2</sup>**  
coverage

600 x 600 x 25

**50**  
per pack  
**18m<sup>2</sup>**  
coverage

600 x 297 x 25

**100**  
per pack  
**17.8m<sup>2</sup>**  
coverage

800 x 200 x 25

**30**  
per pack  
**4.8m<sup>2</sup>**  
coverage

All

## Complete this look

Steps p144, slurry back natural stone to increase adhesion and prevent staining.

## Visit our website for more information

All products come with specific installation guidelines. See p173 for additional product notes or contact our technical team on 0370 411 2233.

# GRANITE ECLIPSE®

Premium Grade Granite



Light

Dark

Graphite

## Clean cut with a contemporary look

A modern and stylish patio product with a lightly flamed surface texture offering excellent slip-resistant properties. This fine surfaced granite guarantees precision, durability and consistent good looks. Create a truly bespoke look through blending the wide range of different sizes and complementary colours.

Granite Eclipse® Dark features natural veining throughout, giving beautiful character to this natural stone.

✓ Available via order select, see pg 178



### Granite Eclipse

Dark

Also shown: Light Border, Summer Lawn, Drystack Veneer Walling.  
Design & Install by R&A Garden Landscapes, Birmingham.

### Project Pack - 17.88m<sup>2</sup> coverage

600 x 600 x 25



24  
per pack

600 x 297 x 25

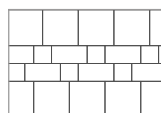


35  
per pack

297 x 297 x 25



34  
per pack



All





Chapelgate

# CHAPELGATE®

Ethically Sourced Sandstone



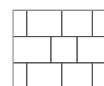
Chapelgate

## Ethically sourced sandstone with a traditional reclaimed look

With a traditional riven finish that's been partially polished, Chapelgate offers the look and feel of reclaimed, age worn stone. The inherent colour of the stone has been finished with a colour enhancer to preserve the aged aesthetic.

### Pack Sizes

**Project Pack** - 15.7m<sup>2</sup> coverage



845 x 560 x 22

750 x 560 x 22

655 x 560 x 22

560 x 560 x 22

Dimensions  
in millimetres:

**10**  
per pack

**10**  
per pack

**10**  
per pack

**10**  
per pack

Colours:

All

### Complete this look

Slurry back natural stone to increase adhesion and prevent staining.

### Visit our website for more information

All products come with specific installation guidelines. See p173 for additional product notes or contact our technical team on 0370 411 2233.

✓ Available via order select, see pg 178



**£££**  
PREMIUM



### Casarta Slate

Silver Grey

Also shown: Sawn Versuro Walling plus Sawn Versuro Paving as coping.  
Design & Install by All Seasons Landscapes, Stockton-on-Tees.

# CASARTA SLATE®

Ethically Sourced  
Premium Grade Slate



Silver Grey

Black

## Premium and contemporary Brazilian Slate

A beautiful large format, high quality slate from Brazil which imparts a luxurious contemporary look. This naturally clean splitting slate has a gentle riven surface texture and is hand selected for colour consistency. Three large sizes can be laid in a random or regular pattern for an ultra modern look.

### Pack Sizes

Dimensions  
in millimetres:

Colours:

#### Single Size Packs

800 x 800 x 20

25  
per pack  
16m<sup>2</sup>  
coverage

800 x 395 x 20

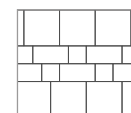
50  
per pack  
15.8m<sup>2</sup>  
coverage

395 x 395 x 20

100  
per pack  
15.6m<sup>2</sup>  
coverage

All

#### Project Pack - 17.79m<sup>2</sup> coverage



600 x 600 x 20

24  
per pack

600 x 295 x 20

35  
per pack

295 x 295 x 20

34  
per pack

All

### Complete this look

Steps p144, slurry back natural stone to increase adhesion and prevent staining.

### Visit our website for more information

All products come with specific installation guidelines. See p173 for additional product notes or contact our technical team on 0370 411 2233.

✓ Available via order select, see pg 178



£££  
PREMIUM





Towngate  
Buff Multi  
Design & Install by PBC Landscapes, Aylesbury.

# TOWNGATE

Ethically Sourced Sawn Sandstone



Brown Multi

Buff Multi

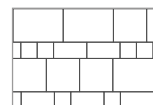
Grey Multi

A value range with the charm and character of natural stone

This value range of sawn sandstone still provides the charm and character of natural stone, ethically sourced and covered by the Marshalls Stone Standard. Towngate is loosely colour selected, resulting in a more random colour variation once installed.

## Pack Sizes

**Project Pack** - 11.26m<sup>2</sup> coverage



845 x 560 x 22

560 x 560 x 22

560 x 275 x 22

275 x 275 x 22

Dimensions  
in millimetres:

**10**  
per pack

**13**  
per pack

**11**  
per pack

**10**  
per pack

Colours:

All

## Complete this look

Slurry back natural stone to increase adhesion and prevent staining.

## Visit our website for more information

All products come with specific installation guidelines. See p173 for additional product notes or contact our technical team on 0370 411 2233.



**£££**  
PREMIUM



**Alvanley Pavers**  
Silver Blend  
Design & Install by Signature Landscapes Design & Build, Altrincham.

## Pack Sizes

Dimensions  
in millimetres:

Colours:

**Single Size** Pack - 18m<sup>2</sup> coverage

300 x 100 x 22

**600**  
per pack

All

## Complete this look

Slurry back natural stone to increase adhesion and prevent staining.

## Visit our website for more information

All products come with specific installation guidelines. See p173 for additional product notes or contact our technical team on 0370 411 2233.

# ALVANLEY PAVERS®

Ethically Sourced Sandstone



Buff Blend

Silver Blend

## Endless design capabilities with character and charm

Designed for patios, paths or for detailing edgings. The subtle blend of colour variation and tumbled edges provide these pavers with its character and charm. These pavers offer technically superior performance and provide a unique and luxurious finish to any space.

✓ Available via order select, see pg 178



**£££**  
PREMIUM





### **Antique Alverno Paving**

Silver Birch Multi

Also shown: Edged With Drivesett Tegula. Walling is Old Mill Brick.  
Design & Install by Classic Paving, Cheshire.

### ***Complete this look***

Slurry back natural stone to increase adhesion and prevent staining.

### **Visit our website for more information**

All products come with specific installation guidelines. See p173 for additional product notes or contact our technical team on 0370 411 2233.



# ANTIQUE ALVERNO®

Ethically Sourced Stone



Antique Alverno  
Silver Birch Multi



Autumn Bronze  
Multi

Silver Birch  
Multi

Golden Sand  
Multi

Silver Limestone  
Multi

## Beautiful aged finish for added character

Antique premium quality stone with rich natural colour, designed to add character to any garden. This ethically sourced natural stone is specially processed to achieve a subtly distressed finish with soft, timeworn edges. Carefully hand selected for consistency of natural colour.

### Pack Sizes

Dimensions  
in millimetres:

Colours:

**Project Pack** - 15.53m<sup>2</sup> coverage

845 x 560 x 22

**4**  
per pack

702 x 560 x 22

**6**  
per pack

560 x 560 x 22

**8**  
per pack

560 x 417 x 22

**6**  
per pack

417 x 417 x 22

**16**  
per pack

560 x 275 x 22

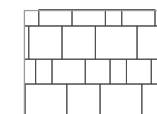
**12**  
per pack

417 x 275 x 22

**16**  
per pack

275 x 275 x 22

**12**  
per pack



✓ Available via order select, see pg 178



**£££**  
PREMIUM





## Riven Harena Paving

Golden Sand Multi

Design & Install by P&K Landscape & Buildings Solutions, Haddington.

## Pack Sizes

Dimensions  
in millimetres:

Colours:

### Single Size Pack

- 18.98m<sup>2</sup> coverage

1130 x 560 x 22



All

### Project Pack - 16.87m<sup>2</sup> coverage

845 x 560 x 22



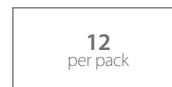
All

560 x 560 x 22



24  
per pack

560 x 275 x 22

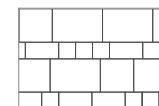


12  
per pack

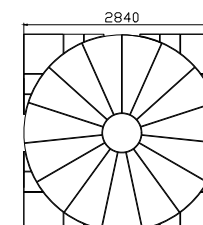
275 x 275 x 22



24  
per pack



### 2 Ring Circle Pack - 6.34m<sup>2</sup> coverage



No. items  
per pack

16 per pattern  
4 patterns/pack

All

## Complete this look

Bespoke p12, slurry back natural stone to increase adhesion and prevent staining.

## Visit our website for more information

All products come with specific installation guidelines. See p173 for additional product notes or contact our technical team on 0370 411 2233.

# RIVEN HARENA

Ethically Sourced Stone



**Riven Harena Circle**

Silver Birch Multi

Also shown: Drystack Veneer Walling.

Design & Install by S M Bennett Creations, Colne.



**Golden Sand Multi (GSM)**

**Autumn Bronze Multi (ABM)**

**Silver Birch Multi (SBM)**

## Hand selected for a consistent colour blend

Superior quality, ethically sourced natural sandstone. This naturally split stone provides a beautiful riven surface adding texture and character to your patio. Available in three subtle shades, hand selected for colour purity and consistency, with sawn finished edges and a variety of shapes available, this range offers a wealth of creativity.

### Corner Infill Squaring Off Kits - 1.73m<sup>2</sup> coverage

Size mm (nominal)	No. items per pack
4 x 5 items*	20

All

### Linear Project Pack -15m<sup>2</sup> coverage

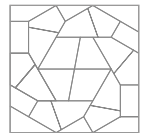
1200 x 300 x 22	1200 x 200 x 22
<b>25</b> per pack	<b>25</b> per pack

All

### Kaleidoscope Paving Pack

	Size mm (nominal)	No. items per pack	m <sup>2</sup> /pack
Paving	various x 22	16 per pattern 4 pattern per pack	10.64
Squaring Off Pack	various x 22	10	1.15

ABM, SBM



\*See marshalls.co.uk for a selection of laying patterns.

\* see pg173 notes, on circle diagram

✓ Available via order select, see pg 178 (excluding Corner Infill and Linear Project Pack)



**££**  
MID RANGE





Natural Slate  
Blue

### *Complete this look*

Slurry back natural stone to increase adhesion and prevent staining.

### **Visit our website for more information**

All products come with specific installation guidelines. See p173 for additional product notes or contact our technical team on 0370 411 2233.





# Traditional slate with a modern blue twist

The beautiful riven surface of this slate is achieved during the natural splitting process, which is expertly done by skilled stonemasons. The rich aesthetic, deep blue grey colour and sawn edges make this a most striking landscaping product.

# NATURAL SLATE

## NEW

Premium Grade Slate



Blue

### Pack Sizes

Dimensions  
in millimetres:

**Project Pack** - 14.98m<sup>2</sup> coverage

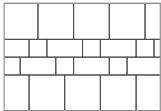
600 x 600 x \*



600 x 295 x \*



295 x 295 x \*



\*Due to naturally splitting surface, thickness is between 18-24mm.

✓ Available via order select, see pg 178



**££**  
MID RANGE





**Sylvern**  
Also shown: Capleton pavers.  
Design & Install by H G Landscapes, Milton Keynes.

# SYLVERN®

## Ethically Sourced Limestone



## Unique colour variation and character

This superb, durable Limestone provides a warm grey colour variation and a unique character that can only be found in natural stone. The naturally split surface of this stone is subject to a secondary process that provides an attractive clean finish, this coupled with crisp sawn edges is what lends this product to both traditional and contemporary designs.

### Pack Sizes

Dimensions  
in millimetres:

#### Single Size Packs

845 x 560 x 22

**25**  
per pack  
**11.83m<sup>2</sup>**  
coverage

560 x 560 x 22

**50**  
per pack  
**15.68m<sup>2</sup>**  
coverage

560 x 275 x 22

**100**  
per pack  
**15.4m<sup>2</sup>**  
coverage

275 x 275 x 22

**100**  
per pack  
**7.56m<sup>2</sup>**  
coverage

#### Project Packs - 15.25m<sup>2</sup> coverage

845 x 560 x 22

**15**  
per pack

560 x 560 x 22

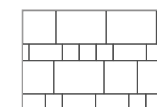
**15**  
per pack

560 x 275 x 22

**15**  
per pack

275 x 275 x 22

**15**  
per pack



### Complete this look

Slurry back natural stone to increase adhesion and prevent staining.

### Visit our website for more information

All products come with specific installation guidelines. See p173 for additional product notes or contact our technical team on 0370 411 2233.

✓ Available via order select, see pg 178



**££**  
MID RANGE



**Limestone Aluri Paving**  
Rustic Ochre Multi  
Design & Install by PJB Groundworks Ltd. Darlington.

# LIMESTONE ALURI®

Premium Grade Limestone



**Rustic Ochre Multi (ROM)**

**Charcoal (CL)**

## Naturally textured limestone

The beautiful, natural texture of ethically sourced Limestone Aluri creates a truly unique finish in any setting. The inherent characteristics and veining in Limestone Aluri creates stunning individual character. Available in two striking colourways.

### Pack Sizes

Dimensions  
in millimetres:

Colours:

#### Single Size Packs

845 x 560 x 22

**35**  
per pack  
**16.56m²**  
coverage

560 x 560 x 22

**60**  
per pack  
**18.82m²**  
coverage

CL

#### Project Pack - 11.25m² coverage

845 x 560 x 22/25\*

**9**  
per pack

All

560 x 560 x 22/25\*

**8**  
per pack

560 x 417 x 22/25\*

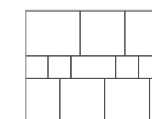
**10**  
per pack

560 x 275 x 22/25\*

**10**  
per pack

275 x 275 x 22/25\*

**8**  
per pack



\*Please note, Charcoal is calibrated to 22mm thickness and Rustic Ochre Multi is calibrated to 25mm.

### Complete this look

Slurry back natural stone to increase adhesion and prevent staining.

### Visit our website for more information

All products come with specific installation guidelines. See p173 for additional product notes or contact our technical team on 0370 411 2233.



**££**  
MID RANGE





**Indian Sandstone Riven**  
Brown Multi  
Design & Install by P & K Landscape & Building Solutions, Haddington.

# INDIAN SANDSTONE RIVEN

Paving



Grey Multi

Buff Multi

Brown Multi

## Value sandstone paving

Our ethically sourced Indian Sandstone is a budget range of natural stone with a calibrated thickness. Whilst the colour blend is more random, it still has the charm of natural stone at an affordable price. Be creative with this product to design a unique look.

### Pack Sizes

Dimensions  
in millimetres:

Colours:

#### Single Size Packs

845 x 560 x 22

**37**  
per pack  
**17.5m<sup>2</sup>**  
coverage

560 x 560 x 22

**64**  
per pack  
**20.1m<sup>2</sup>**  
coverage

560 x 275 x 22

**128**  
per pack  
**19.7m<sup>2</sup>**  
coverage

275 x 275 x 22

**128**  
per pack  
**9.7m<sup>2</sup>**  
coverage

All

#### Project Pack - 15.23m<sup>2</sup> coverage

845 x 560 x 22

**12**  
per pack

560 x 560 x 22

**12**  
per pack

560 x 417 x 22

**12**  
per pack

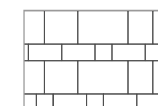
560 x 275 x 22

**13**  
per pack

275 x 275 x 22

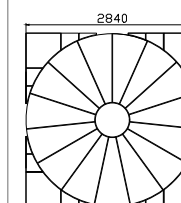
**13**  
per pack

All



#### 2 Ring Circle Pack - 6.3m<sup>2</sup> coverage\*

2840 dia, 37 items per pack



All

\*1 centre stone, 12 inner ring, 24 outer ring.

### Complete this look

Slurry back natural stone to increase adhesion and prevent staining.

### Visit our website for more information

All products come with specific installation guidelines. See p173 for additional product notes or contact our technical team on 0370 411 2233.





# PORCELAIN PAVING

SERIOUSLY LOW  
MAINTENANCE

SYMPHONY® Urban  
Steel  
Also shown: Alvanley Pavers





SYMPHONY® PLUS Classic  
Stone Light Grey

# SYMPHONY® **NEW** PLUS CLASSIC



Stone Black

Stone  
Dark Grey

Stone  
Light Grey

## Contemporary design to suit all projects

The classic range is comprised of three popular colours and one traditional size.

The design detail of the porcelain tile and plan size of this range have been selected to allow for both contemporary and traditional designs.

The innovative design and construction of our SYMPHONY® Plus range means it can be laid on a flexible bed, which reduces installation time significantly.

### Pack Sizes

**Single Size** Pack - 10.07m<sup>2</sup> coverage

600 x 600 x 40

Dimensions  
in millimetres:

**28**  
per pack

Colours:

All

10mm porcelain

30mm concrete



**Complete this look**  
Joining p151

### Visit our website for more information

All products come with specific installation guidelines. See p173 for additional product notes or contact our technical team on 0370 411 2233.



Visit Marshalls  
YouTube channel to  
view the porcelain  
installation video

✓ Available via order select, see pg 178





SYMPHONY® PLUS Natural  
Mist

# SYMPHONY® **NEW** PLUS NATURAL



Mist

Haze

Thunder

## Low maintenance natural stone look

Three individual cool grey colours each with aesthetics representative of beautiful natural stone.

The two sizes available will allow this range to be used in a multitude of designs.

The innovative design and construction of our SYMPHONY® Plus range means it can be laid on a flexible bed, which reduces installation time significantly.

### Pack Sizes

Dimensions  
in millimetres:

Colours:

### Single Size Packs

1200 x 600 x 40

**15**  
per pack  
**10.79m<sup>2</sup>**  
coverage

600 x 600 x 40

**28**  
per pack  
**10.07m<sup>2</sup>**  
coverage

10mm porcelain

30mm concrete



✓ Available via order select, see pg 178

**Complete this look**  
Joining p151

### Visit our website for more information

All products come with specific installation guidelines. See p173 for additional product notes or contact our technical team on 0370 411 2233.



Visit Marshalls  
YouTube channel to  
view the porcelain  
installation video







SYMPHONY® PLUS Urban  
Sandstorm

# SYMPHONY® **NEW** PLUS URBAN



Asphalt

Putty

Smoke

Sandstorm

## Modern aesthetics and colours for all designs

Purposefully chosen to suit a more contemporary setting, the colours, size and distinctive design of the urban range are ideal for those wanting to create a modern look.

The innovative design and construction of our SYMPHONY® Plus range means it can be laid on a flexible bed, which reduces installation time significantly.

### Pack Sizes

**Single Size** Pack - 9.62m<sup>2</sup> coverage

800 x 800 x 40

Dimensions  
in millimetres:

**15**  
per pack

Colours:

All

10mm porcelain

30mm concrete



**Complete this look**

Jointing p151

**Visit our website for more information**

All products come with specific installation guidelines. See p173 for additional product notes or contact our technical team on 0370 411 2233.



Visit Marshalls  
YouTube channel to  
view the porcelain  
installation video

✓ Available via order select, see pg 178



**££££**  
LUXURY



SYMPHONY® PLUS Plank  
Sherwood

# SYMPHONY® **NEW** PLUS PLANKS



Wychwood

Charnwood

Sherwood

## Wooden plank effect across contemporary colors

The SYMPHONY® Plus Planks range combines the benefits of using a porcelain product to achieve a timber deck aesthetic with ease of installation.

The realistic natural wood designs and colours will create a stunning look that can blend seamlessly from external to internal designs.

The innovative design and construction of our SYMPHONY® Plus range means it can be laid on a flexible bed, which reduces installation time significantly.

### Pack Sizes

**Single Size** Pack - 10.79m<sup>2</sup> coverage

Dimensions  
in millimetres:

1200 x 300 x 40

**30**  
per pack

Colours:

All

10mm porcelain

30mm concrete



**Complete this look**  
Jointing p151

### Visit our website for more information

All products come with specific installation guidelines. See p173 for additional product notes or contact our technical team on 0370 411 2233.



Visit Marshalls  
YouTube channel to  
view the porcelain  
installation video

✓ Available via order select, see pg 178







SYMPHONY® Natural  
Copper

Design & Install by Harpenden Block Paving Co, Harpenden.

**Visit our website for more information**

All products come with specific installation guidelines. See p173 for additional product notes or contact our technical team on 0370 411 2233.



Visit Marshalls  
YouTube channel to  
view the porcelain  
installation video



# SYMPHONY® NATURAL

## Porcelain Paving



Emperor (E)  
**NEW**

Senna (SS)

Ivory (SI)

Basalt (SBT)

Copper (SC)



SYMPHONY® Natural  
Ivory

Also shown: Edged with Eclipse Granite Paving.

Design & Install by Stonecraft Landscape & Design, Ballam Oaks.

## Capturing the characteristics of natural stone

The Symphony Natural range offers designs that capture characteristics of natural stones, whilst boasting the benefits of a porcelain tile. These products are a perfect to use in those more shaded areas where natural stone may not be as well suited.

### Pack Sizes

Dimensions  
in millimetres:

Colours:

### Single Size Packs

1200 x 600 x 20

**26**  
per pack  
**18.72m<sup>2</sup>**  
coverage

SI, SC, SBT

900 x 600 x 20

**40**  
per pack  
**21.60m<sup>2</sup>**  
coverage

SS, E

600 x 600 x 20

**64**  
per pack  
**23.04m<sup>2</sup>**  
coverage

SS, SI, SC, SBT

### Project Pack - 16.89m<sup>2</sup> coverage

900 x 600 x 20

**13**  
per pack

SS, SI, SBT, SC

600 x 600 x 20

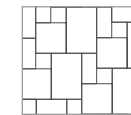
**18**  
per pack

600 x 300 x 20

**9**  
per pack

300 x 300 x 20

**19**  
per pack



\*NOTE: Sizes and coverage are those attained with a 5-8mm joint.

✓ Available via order select, see pg 178

To simplify installation, the correct amount of jointing compound is provided on all full pack orders of SYMPHONY® products.







## SYMPHONY® Classic

Barley

Also shown: Feature band and Pathway in SYMPHONY® Planks.

Top border, Natural Stone Setts, Sawn & Tumbled.

Design & Install by Garden TLC, Oldham.

## Pack Sizes

Dimensions  
in millimetres:

Colours:

### Single Size Packs

800 x 800 x 20

**26**  
per pack  
**16.64m<sup>2</sup>**  
coverage

SB, SG, SBK

1200 x 600 x 20

**26**  
per pack  
**18.72m<sup>2</sup>**  
coverage

SBY, SBW, SBL

600 x 600 x 20

**64**  
per pack  
**23.04m<sup>2</sup>**  
coverage

All

### Beta Project Packs - 16.16m<sup>2</sup> coverage

800 x 800 x 20

**14**  
per pack

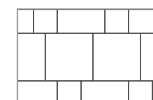
SB, SG, SBK

800 x 400 x 20

**15**  
per pack

400 x 400 x 20

**15**  
per pack



**Visit our website for more information**

All products come with specific installation guidelines. See p173 for additional product notes or contact our technical team on 0370 411 2233.



Visit Marshalls  
YouTube channel to  
view the porcelain  
installation video



# SYMPHONY® CLASSIC

Porcelain Paving



Barley (SBY)

Buff (SB)

Grey (SG)

Blauw (SBW)

Blue (SBL)

Black (SBK)

## The original porcelain paving collection

High fidelity production provides all the advantages of a low maintenance paving with eye-catching elegance and contemporary designs that feature aesthetic patterns and textures. The porcelain process ensures reduced water absorption, less staining and cleaning underpinned with tough long lasting performance.

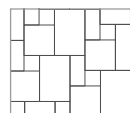


### SYMPHONY® Classic

Blue

Also shown: Feature band and walls Sawn Versuro Linear Paving.  
Design & Install by Branching Out Landscapes, Rochdale.

### Sigma Project Packs - 16.89m<sup>2</sup> coverage



900 x 600 x 20

600 x 600 x 20

600 x 300 x 20

300 x 300 x 20

13  
per pack

18  
per pack

9  
per pack

19  
per pack

SBY, SBW, SBL

To simplify installation, the correct amount of jointing compound is provided on all full pack orders of SYMPHONY® products.

\*NOTE: Sizes and coverage are those attained with a 5-8mm joint.

✓ Available via order select, see pg 178







SYMPHONY® Urban  
Ash  
Design & Install by A Dunlop Landscapes, Prestwick.

# SYMPHONY® URBAN

## Porcelain Paving



Clay **NEW**

Stone

Ash

Steel

## A collection of contemporary porcelain products

The SYMPHONY® Urban range is designed to create an industrial and contemporary look, marrying modern design and sizes alongside the benefits of our classic porcelain paving.

SYMPHONY® Urban guarantees to provide a wow factor wherever it is used.

### Pack Sizes

**Single Size** Pack - 16.64m<sup>2</sup> coverage

800 x 800 x 20

Dimensions  
in millimetres:

**26**  
per pack

Colours:

All

**Visit our website for more information**

All products come with specific installation guidelines. See p173 for additional product notes or contact our technical team on 0370 411 2233.

\*NOTE: Sizes and coverage are those stated with a 5-8mm joint.

✓ Available via order select, see pg 178



Visit Marshalls  
YouTube channel to  
view the porcelain  
installation video




**££££**  
LUXURY



SYMPHONY® Planks  
Corrado

# SYMPHONY® PLANKS

Porcelain Paving



Hampton **NEW**

Corrado **NEW**

Birch

Cherry

Char

Oak

## A soft wooden plank look, that's serious about low maintenance

All the aesthetic benefits of wood planking with none of the associated performance issues, SYMPHONY® Planks Paving will not rot or splinter. Excellent slip-resistant performance, and reduced opportunities for moss and algae growth offer a long lasting, attractive and natural solution that is now available in two sizes.

### Pack Sizes

#### Single Size Packs

Dimensions  
in millimetres:

Colours:

1200 x 300 x 20

48  
per pack  
17.28m<sup>2</sup>  
coverage

1200 x 200 x 20

90  
per pack  
21.6m<sup>2</sup>  
coverage

All

To simplify installation, the correct amount of jointing compound is provided on all full pack orders of SYMPHONY® products.

\*NOTE: Sizes and coverage are those stained with a 5-8mm joint.

✓ Available via order select, see pg 178

**Visit our website for more information**

All products come with specific installation guidelines. See p173 for additional product notes or contact our technical team on 0370 411 2233.



Visit Marshalls  
YouTube channel to  
view the porcelain  
installation video







SYMPHONY® Matte  
Deco & Carbon

**Visit our website for more information**

All products come with specific installation guidelines. See p173 for additional product notes or contact our technical team on 0370 411 2233.



Visit Marshalls  
YouTube channel to  
view the porcelain  
installation video





## Great for creating a statement design

A unique matte look finish creates a stylish design for your patio. Available in a contemporary large single size and in three colours, two solid colours and one coordinating decorative tile. This collection can be mixed and matched allowing for a completely unique look.

### Pack Sizes

Dimensions  
in millimetres:

Colours:

**Single Size** Pack - 17.82m<sup>2</sup> coverage


1000 x 500 x 20



All

# SYMPHONY<sup>®</sup> **NEW** MATTE

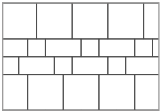
## Porcelain Paving



Graphite

Carbon

Deco



\*NOTE: Sizes and coverage are those stained with a 5-8mm joint.

✓ Available via order select, see pg 178







SYMPHONY® Tumbled  
Argento

## A softer, timeless look to your patio

Designed to create a natural and stylish finish together, with all the benefits of lower water absorption, reduced staining and low maintenance, underpinned by outstanding performance. The single size flags feature a distressed edge, giving an aged appearance and a softer timeless look.

### Pack Sizes

**Single Size** Pack - 15.36m<sup>2</sup> coverage

800 x 400 x 20

Dimensions  
in millimetres:

**48**  
per pack

Colours:

All

### Visit our website for more information

All products come with specific installation guidelines. See p173 for additional product notes or contact our technical team on 0370 411 2233.



Visit Marshalls  
YouTube channel to  
view the porcelain  
installation video

\*Please note, sizes and coverage are  
those stained with a 5-8mm joint.

✓ Available via order select, see pg 178

# SYMPHONY® TUMBLED

Porcelain Paving



Gold

Bronze

Smoke

Storm

Argento

Rosso

To simplify installation, the correct amount of  
jointing compound is provided on all full  
pack orders of SYMPHONY® products.



££££  
LUXURY



**Arrento**  
Silver  
Also shown: SYMPHONY® Planks.  
Design & Install by All Seasons Landscape, Stockton-on-tees.

# ARRENTO

## Porcelain Paving



Cream

Beige

Bronze

Silver

Grey

Black

## Stylish low maintenance indoor and outdoor choice

This stylish paving exhibits class leading strength and technical ability beneath its elegant designs. Arrento porcelain paving is exceedingly practical requiring minimal maintenance as it absorbs little or no moisture, offering few opportunities for moss and algae growth. Ideal in a variety of settings.

### Pack Sizes

Dimensions  
in millimetres:

Colours:

**Single Size** Pack  
- 23.04m<sup>2</sup> coverage

600 x 600 x 20



**64**  
per pack

All

**Project Pack** - 15.12m<sup>2</sup> coverage

600 x 600 x 20



**24**  
per pack

All

600 x 300 x 20

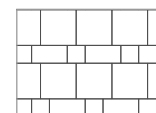


**24**  
per pack

300 x 300 x 20



**24**  
per pack



### Complete this look

Jointing p151

### Visit our website for more information

All products come with specific installation guidelines. See p173 for additional product notes or contact our technical team on 0370 411 2233.



Visit Marshalls  
YouTube channel to  
view the porcelain  
installation video

\*NOTE: Sizes and coverage are those stained with a 5mm joint.



**£££**  
PREMIUM





# CONCRETE PAVING

MANUFACTURED FOR  
LONG LASTING LOOKS

---

Organa  
Linen





Organa® Paving  
Cotton  
Also shown: Stoneface Drystack Veneer Walling.

## Pack Sizes

Dimensions  
in millimetres:

Colours:

### Single Size Packs

600 x 600 x 35

30  
per pack  
10.8m<sup>2</sup>  
coverage

450 x 450 x 35

60  
per pack  
12.2m<sup>2</sup>  
coverage

All

# ORGANA®

## Paving



Cotton

Hessian

Linen

## Soft colour with a natural style

Inspired by nature and the great outdoors, this paving has an attractively riven surface finish designed to complement modern landscaping design. Available in a subtle colour palette ranging from light to dark cream, with a rich natural tone.

✓ Available via order select, see pg 178

**Visit our website for more information**

All products come with specific installation guidelines. See p173 for additional product notes or contact our technical team on 0370 411 2233.



**£££**  
PREMIUM





**Argent Paving**  
**Smooth Light**

**Also shown:** Argent Walling and Coping, Dark. Granite Eclipse Bullnose Steps. Always Green Artificial Grass.

### *Complete this look*

Walling p126, Borders and Edges p148, Copings p142

### **Visit our website for more information**

All products come with specific installation guidelines. See p173 for additional product notes or contact our technical team on 0370 411 2233.



# ARGENT®

## Paving

Smooth Luna **NEW**

Smooth Light

Coarse Light

Smooth Dark

Coarse Dark

Argent Paving  
Smooth Luna

### Pack Sizes

Dimensions  
in millimetres:

Colours:

### Single Size Packs

600 x 600 x 38

25  
per pack  
9.0m<sup>2</sup>  
coverage

600 x 450 x 38

25  
per pack  
6.8m<sup>2</sup>  
coverage

450 x 450 x 38

56  
per pack  
11.3m<sup>2</sup>  
coverage

400 x 400 x 38

60  
per pack  
9.6m<sup>2</sup>  
coverage

600 x 200 x 38

25  
per pack  
3.0m<sup>2</sup>  
coverage

All

## Stylish granite alternative with Premium grade aggregates

Contemporary chic paving that brings together an attractive blend of high quality granite aggregates to create a smart, sophisticated and modern finish. Ideal for creating a host of geometric patio patterns, with a full range of coordinating hard landscaping products for the perfect finish.

✓ Available via order select, see pg 178







**Coach House Paving**  
**Pennant**  
 Also shown: Edging/Tegula Kerb/Traditional.

# COACH HOUSE<sup>®</sup>

## Paving



Heathland  
 Pennant

## Traditional aged Yorkstone aesthetic

Cast from genuine reclaimed Yorkstone flagstone with a range of face profiles for an authentic aged and weathered look.

### Pack Sizes

Dimensions  
 in millimetres:

Colours:

### Project Pack - 9.7m<sup>2</sup> coverage



All

### Visit our website for more information

All products come with specific installation guidelines. See p173 for additional product notes or contact our technical team on 0370 411 2233.

✓ Available via order select, see pg 178







Heritage Paving & Coping  
Yorkstone

# HERITAGE®

## Paving



Yorkstone

Old Yorkstone

Weathered  
Yorkstone

## Elegant riven sandstone alternative

Heritage is cast from split stone flags with mason fettled edges. Versatile and elegant, Heritage offers a popular and attractive paving choice. With a natural riven look and a choice of colours and accessories designed to complement every garden space.

### Pack Sizes

Dimensions  
in millimetres:

Colours:

### Single Size Packs

600 x 600 x 38

22  
per pack  
7.9m<sup>2</sup>  
coverage

600 x 450 x 38

22  
per pack  
5.9m<sup>2</sup>  
coverage

450 x 450 x 38

44  
per pack  
8.9m<sup>2</sup>  
coverage

600 x 300 x 38

44  
per pack  
7.9m<sup>2</sup>  
coverage

300 x 300 x 38

44  
per pack  
4.0m<sup>2</sup>  
coverage

All

### Visit our website for more information

All products come with specific installation guidelines. See p173 for additional product notes or contact our technical team on 0370 411 2233.







Woodstone® Sleepers and Posts  
Driftwood

## Pack Sizes

Dimensions  
in millimetres:

Colours:

### Single Size Plank Packs

900 x 225 x 50

40  
per pack  
8.1m<sup>2</sup>  
coverage

All

675 x 225 x 50

40  
per pack  
6.0m<sup>2</sup>  
coverage

### Single Size Setts Pack - 2m<sup>2</sup> coverage

225 x 225 x 50

40  
per pack

DW

**Visit our website for more information**

All products come with specific installation guidelines. See p173 for additional product notes or contact our technical team on 0370 411 2233.





Woodstone® Setts  
Coppice Brown



Woodstone® Logs  
Coppice Brown

# WOODSTONE®

## Paving



Coppice Brown  
(CB)

Driftwood (DW)

## All the beauty of real wood replicated in durable concrete

Featuring a new range of products and colours, Woodstone is almost indistinguishable from genuine old timber, offering a sought-after weathered appearance of real timber, but will never rot, warp or splinter. Made from high-strength concrete, Woodstone lends itself to natural settings where other paving may look intrusive. Woodstone posts are perfect for constructing raised beds and planters.

### Single Size Logs Pack

300-450 dia x 40-75



All

### Woodstone Post Packs

	Size mm	No. per pack
Intermediate Post and Corner Post	150 x 150 x 650	8

DW

✓ Available via order select, see pg 178







Saxon® Paving  
Buff

**Visit our website for more information**

All products come with specific installation guidelines. See p173 for additional product notes or contact our technical team on 0370 411 2233.



SAXON®

Paving



Buff

Natural



www.marshalls.co.uk/gardens-and-driveways

**Saxon® Paving**

Natural

Also shown: Edged with Drivesett Argent...

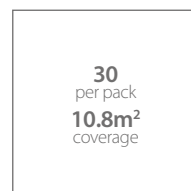
Design by Onkar Nandra &amp; install by Central Drives, Rugeley, Staffordshire.

**Pack Sizes**Dimensions  
in millimetres:

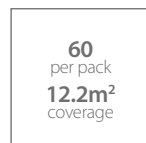
Colours:

**Single Size Packs**

600 x 600 x 35



450 x 450 x 35



600 x 300 x 35



300 x 300 x 35



All

**A trusted favourite for everyday living**

Saxon has a distinctive textured finish, providing a practical, slip-resistant surface popular with families for its safety and performance. Matching edges are available to achieve an attractive and coordinated end result.

✓ Available via order select, see pg 178



££  
MID RANGE





#### Perfecta Paving Buff

Design & Install by Exotic Landscapes Ltd, Bracknell.

# PERFECTA®

## Paving



Natural

Buff

## Authentic ground aggregates for a smooth finish

Offering a smooth, ground terrazzo look at an affordable price, Perfecta is designed to complement all property styles, featuring visible Yorkstone aggregates with a smooth finish.

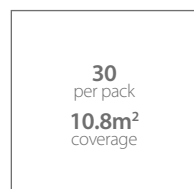
### Pack Sizes

Dimensions  
in millimetres:

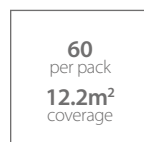
Colours:

#### Single Size Packs

600 x 600 x 35



450 x 450 x 35



All

**Visit our website for more information**

All products come with specific installation guidelines. See p173 for additional product notes or contact our technical team on 0370 411 2233.

✓ Available via order select, see pg 178



££  
MID RANGE





Firedstone Paving  
Autumn

# FIREDSTONE®

## Paving



Fired York

Dusk

Sunrise

Autumn

## Traditional style in a range of colours

Stylish and versatile paving, moulded from original flame treated and hand crafted flagstones. With an attractive colour palette and a light, tactile texture, Firedstone is designed to brighten and enhance even the shadiest of garden spaces.

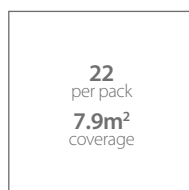
### Pack Sizes

Dimensions  
in millimetres:

Colours:

#### Single Size Packs

600 x 600 x 38



All

600 x 300 x 38



300 x 300 x 38



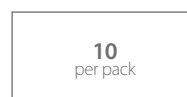
#### Project Pack - 5m² coverage

600 x 600 x 38

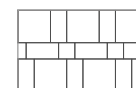


All

600 x 300 x 38



300 x 300 x 38



### Visit our website for more information

All products come with specific installation guidelines. See p173 for additional product notes or contact our technical team on 0370 411 2233.

✓ Available via order select, see pg 178



££  
MID RANGE





Regent Paving  
Buff  
Also shown: Drivesett Tegula.

# REGENT®

## Paving



Buff

## Traditional and practical riven look

Offering an attractive textured riven look at an affordable price, Regent paving is a hardwearing paving that offers a slightly more attractive look than basic utility products.

### Pack Sizes

Dimensions  
in millimetres:

#### Single Size Packs

600 x 600 x 38

30  
per pack  
**10.8m<sup>2</sup>**  
coverage

600 x 300 x 38

30  
per pack  
**5.4m<sup>2</sup>**  
coverage

300 x 300 x 38

60  
per pack  
**5.4m<sup>2</sup>**  
coverage

**Visit our website for more information**

All products come with specific installation guidelines. See p173 for additional product notes or contact our technical team on 0370 411 2233.

✓ Available via order select, see pg 178







Textured Utility  
Natural


## Pack Sizes

Dimensions  
in millimetres:

Colours:

**Single Size** Pack - 13.0m<sup>2</sup> coverage

450 x 450 x 32



\*Assumes nominal 10mm joint width.

All

# TEXTURED UTILITY

Paving



Buff

Natural

## Practical option for basic areas

The ideal paving for utility areas around the home. This budget choice is hardwearing with a slight textured finish to add character.

**Visit our website for more information**

All products come with specific installation guidelines. See p173 for additional product notes or contact our technical team on 0370 411 2233.







Utility Paving  
Pendle, Buff

# UTILITY

## Paving



Pendle,  
Charcoal **NEW**

Richmond,  
Buff

Pendle,  
Buff

Richmond,  
Natural

Pendle,  
Natural

### Pack Sizes

Dimensions  
in millimetres:

Colours:

#### Single Size Packs

600 x 600 x 38



450 x 450 x 32



All

## No nonsense basic paving

Utility paving offers a hardwearing and effective solution when basic paving is all that is required. Available in two surface finishes; Pendle is riven, whilst Richmond is flat. Not suitable for decorative areas.

**Visit our website for more information**

All products come with specific installation guidelines. See p173 for additional product notes or contact our technical team on 0370 411 2233.

