



# WALLING & STEPS

---

Sawn Versuro  
Caramel Cream



# FIND YOUR **STYLE...**

Whatever the style of your home, you will often require external walling to define some areas, confine others or create a barrier for privacy. We have a selection of premium walling products that complement our ranges of driveways and garden paving to achieve even the most ambitious projects.

## CHOOSE FROM...

### **VENEER WALLING**



Veneer tiles create a real wall easier. Fitted onto breeze block core inner for the stability of a real wall.

### **BLOCK WALLING**



Full block to build a strong and natural finish walling.

# SHOP BY COLOUR - WALLING

Most people have in mind a colour palette for their project, irrespective of material or texture. Here you can choose your walling products using this useful colour chart grouped by colour tone and texture.

## NATURAL STONE

### Key

Also available as:

Border



Driveway



Paving



Coping



Edging



STONEFACE DRYSTACK VENEER,  
Nero Quartzite Mirror — p135



STONEFACE DRYSTACK VENEER, Nero Quartzite — p135



STONEFACE DRYSTACK VENEER, Slate Verte — p135



STONEFACE TEXTURED, Silver Birch Multi — p133



TRADITIONAL NATURAL STONE,  
Tumbled, Silver Birch — p132 



TRADITIONAL NATURAL STONE, Pitched Face,  
Silver Birch — p132



STONEFACE SAWN VENEER, Silver Multi — p134



SAWN VERSURO, Silver Multi — p131



STONEFACE DRYSTACK VENEER, Copper Slate — p135



STONEFACE SAWN VENEER, Autumn  
Bronze Multi — p134



SAWN VERSURO, Autumn Bronze Multi — p131



SAWN VERSURO, Golden Sand Multi — p131





STONEFACE SAWN VENEER, Golden Sand  
Multi — p134



STONEFACE TEXTURED, Golden Sand  
Multi — p133



TRADITIONAL NATURAL STONE, Pitched  
Face, Autumn Bronze — p132



TRADITIONAL NATURAL STONE,  
Tumbled, Autumn Bronze — p132



STONEFACE DRYSTACK VENEER, Harvest  
Mix Quartzite — p135



STONEFACE SAWN Veneer, Caramel  
Cream Multi — p134



SAWN VERSURO, Caramel Cream Multi —  
p131 **P**



STONEFACE DRYSTACK VENEER, Oyster  
Quartzite — p135



## CONCRETE WALLING

ARGENT, Dark — p137  
**C D E P**



MARSHALITE®, Pitched Face, Ash  
Multi — p139



MARSHALITE®, Rustic, Ash Multi — p139



ARGENT, Light — p137  
**D E P**



TEGULA, Traditional — p140



OLD MILL BRICK, Sunset — p141



CROFT STONE, Buff — p138



CROFT STONE, Weathered — p138



MARSHALITE®, Rustic, Buff — p139



MARSHALITE®, Split Face, Buff — p139



MARSHALITE®, Pitched Face, Buff — p139







# NATURAL STONE WALLING

Bespoke Service Available - See p12

Stoneface® Drystack Veneer Walling  
Copper Slate






### Sawn Versuro Walling

Caramel Cream Multi

Also shown: Autumn Bronze Multi feature band.  
Sawn Versuro Paving, Caramel Cream Multi.

# SAWN VERSURO®

Ethically Sourced Sandstone



Golden Sand  
Multi

Caramel Cream  
Multi

Autumn Bronze  
Multi

Silver Multi

## A luxurious contemporary choice

Elegant Sawn Versuro walling will enhance any garden setting. Made from the same ethically sourced quartzite Indian Sandstone as the Jumbo Sawn Versuro paving range to give a perfectly coordinated finish.

### Pack Sizes

Dimensions  
in millimetres:

Colours:

### Project Pack - 4m<sup>2</sup> coverage

500 x 100 x 100	400 x 100 x 100	300 x 100 x 100	200 x 100 x 100
28 per pack	28 per pack	28 per pack	32 per pack

All

### Straight Coping

500 x 136 x 50



Sawn, Straight Coping

50 per pack

All

### Complete this look

Steps p144, Bespoke p12, an external thin bed adhesive


### Visit our website for more information

All products come with specific installation guidelines. See p177 for additional product notes or contact our technical team on 0370 411 2233.



✓ Available via order select, see pg 178





**Traditional Natural Stone**  
Pitched Face Walling/Silver Birch  
Design & Install by Perfect Paving, Keston.

# TRADITIONAL NATURAL STONE

Ethically Sourced Sandstone



Pitched Face,  
Silver Birch

Pitched Face,  
Autumn Bronze

Tumbled,  
Silver Birch

Tumbled,  
Autumn Bronze

Pitched Face Walling is faced on one side and two ends.  
Tumbled Walling is faced on all sides.

## The classic, rustic walling choice

A beautiful pitched or tumbled finish, providing the perfect choice for traditional yet striking walling designs. Made from ethically sourced sandstone, hand-selected for colour consistency and designed to blend perfectly with Marshalls natural stone paving products.

### Pack Sizes

Dimensions  
in millimetres:

Colours:

#### Tumbled Project Pack - 5m<sup>2</sup> coverage

300 x 100 x 65

**215**  
per pack

220 x 100 x 65

**290**  
per pack

All

#### Pitched Project Pack - 5m<sup>2</sup> coverage

300 x 100 x 65

**215**  
per pack

220 x 100 x 65

**290**  
per pack

All

**Visit our website for more information**

All products come with specific installation guidelines. See p177 for additional product notes or contact our technical team on 0370 411 2233.

✓ Available via order select, see pg 178







### Stoneface Textured

Also shown: Versuro Sawn Antique Silver Bullnose Steps as coping and Always Green, Playing Fields.

### Pack Sizes

Dimensions  
in millimetres:

Colours:

### Project Pack - 1.35m<sup>2</sup> coverage

Box A = 0.54mm



18  
pieces

Box B = 0.45mm



17  
pieces

Box C = 0.36mm



11  
pieces

Thickness calibrated to 15mm +/- 1.5mm  
Min order 1 kit only. 1 Kit will contain box A, B and C.\*

All

# STONEFACE<sup>®</sup> TEXTURED

## Walling



Golden Sand  
Multi



Silver Birch  
Multi

## Create striking feature walls with texture and depth

This stunning walling comes in a mix of smooth and textured finishes, with a variety of lengths, widths and thicknesses, creating a truly unique looking walling.

The mix in textures creates a more subtle colour blend, creating a stunning and soft looking feature wall area.

### Visit our website for more information

All products come with specific installation guidelines. See p177 for additional product notes or contact our technical team on 0370 411 2233.







#### Stoneface Sawn Veneer

Silver Multi

Also shown: Argent Dark Coping and Always Green, Summer Lawn.

# STONEFACE® SAWN VENEER

## Walling



Golden Sand  
Multi

Caramel Cream  
Multi

Autumn Bronze  
Multi

Silver Multi

### Pack Sizes

Dimensions  
in millimetres:

Colours:

**Project Pack** - 0.6m<sup>2</sup> coverage

500 x 100 x 15

**4**  
per pack

400 x 100 x 15

**4**  
per pack

300 x 100 x 15

**4**  
per pack

200 x 100 x 15

**4**  
per pack

100 x 100 x 15

**4**  
per pack

All

## Simple and striking contemporary elegance

These beautiful natural stone veneers have been designed as cladding for existing or purpose built flat walls, combining all the aesthetics of sawn stone walling with the ease of the Stoneface installation method. Hand selected for a consistently matched colour blend that coordinates perfectly with all of the Sawn Versuro range.

### Complete this look

Steps p144, Copings p142, Bespoke p12

### Visit our website for more information

All products come with specific installation guidelines. See p177 for additional product notes or contact our technical team on 0370 411 2233.



**£££**  
PREMIUM





# STONEFACE® DRYSTACK VENEER

## Walling



Copper Slate (CS)

Harvest Mix  
Quartzite (HM)

Oyster Quartzite (OQ)

Nero Quartzite (NQ)

Slate Verte (SV)

Nero Quartzite  
Mirror (NQM)

Stoneface® Drystack Veneer

Nero Quartzite Mirror

Also shown: Granite Eclipse Bullnose Step as coping

### Pack Sizes

Dimensions  
in millimetres:

Colours:

**Single Size** Pack - 0.5775m<sup>2</sup> coverage

All

### Corner Pieces



CS, HM, OQ, NQ, SV

## A beautifully eye-catching focal point

Achieve a stunning finish that transforms existing or purpose built flat walls quickly and easily. These attractive natural stone veneers use a clever Z-cut panel format to disguise joint lines for a seamless effect. Choose from a multi colour tone, solid colour or finished with brushed aluminium 'mirror effect pieces', all of which have a natural Quartzite finish that sparkles in the sun.

✓ Available via order select, see pg 178

**Complete this look**

Copings p142, Steps p144

**Visit our website for more information**

All products come with specific installation guidelines. See p177 for additional product notes or contact our technical team on 0370 411 2233.


**£££**  
PREMIUM





# CONCRETE WALLING

DURABLE &  
HARDWEARING

**Marshalite®**

Pitched Face Ash Multi

Also shown: Argent Coping, Dark.





### Argent Walling

Light

Also shown: Argent Coping, Light.  
Design & Install by Habitat Landscapes Ltd, Bedford.

### Pack Sizes

Dimensions  
in millimetres:

Colours:

**Single Size** Pack - 6.1m<sup>2</sup> coverage

440 x 100 x 140

**90**  
per pack

All

# ARGENT<sup>®</sup>

## Walling



Light

Dark

## Stylish granite look for a contemporary design

Clean lines, cool grey colours and an attractive granite texture with sparkle, give Argent walling a modern look and feel. This walling is the perfect partner for all other Argent products, creating a distinctive and cohesive finish.

✓ Available via order select, see pg 178

### Complete this look

Borders and Edges p148, Copings p142, an external thin bed adhesive

### Visit our website for more information

All products come with specific installation guidelines. See p177 for additional product notes or contact our technical team on 0370 411 2233.







Croft Stone Walling  
Weathered

# CROFT STONE®

## Walling



Buff

Weathered

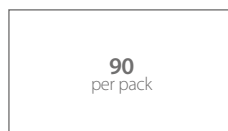
### Pack Sizes

Dimensions  
in millimetres:

Colours:

**Single Size** Pack - 2.7m<sup>2</sup> coverage

300 x 170 x 100

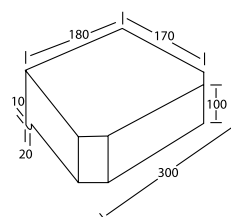


All

### Number of units required per linear measure

Number of Courses	Length of Croft Wall				
	1.2m	2.4m	3.6m	4.8m	6m
1	4	8	12	16	20
2	8	16	24	32	40
3	12	24	36	48	60
4	16	32	48	64	80
5	20	40	60	80	100
6	24	48	72	96	120

No. of blocks required



Depth of each course 100mm

## Unique easy-build system

Designed specifically for the construction of small retained planter walls, Croft Stone walling is the perfect DIY choice. With no mortar required, the walls can be built and rebuilt to suit individual designs. Easy to construct with only one block size.

✓ Available via order select, see pg 178

**Visit our website for more information**

All products come with specific installation guidelines. See p177 for additional product notes or contact our technical team on 0370 411 2233.





# MARSHALITE®

## Walling



Rustic, Buff (B)

Rustic, Ash  
Multi (AM)Pitched Face,  
Buff (B)Pitched Face,  
Ash Multi (AM)Split Face,  
Buff (B)

Faced on one side only on some colours but not guaranteed.

Marshalite®  
Pitched Face Ash Multi  
Also shown: Argent Coping, Dark.

## The versatile choice for any space

Available in three natural and authentic stone finishes, a range of sizes and two attractive colours, Marshalite walling offers a versatile and effective choice to complement all garden design schemes.

### Pack Sizes

Dimensions  
in millimetres:

Colours:

### Split Single Size Packs

440 x 100 x 140	300 x 100 x 65	220 x 100 x 65
90 per pack 6.1m <sup>2</sup> coverage	297 per pack 6.9m <sup>2</sup> coverage	360 per pack 6.2m <sup>2</sup> coverage

B

### Pitched Single Size Packs

440 x 100 x 140	300 x 100 x 65	220 x 100 x 65
90 per pack 6.1m <sup>2</sup> coverage	297 per pack 6.9m <sup>2</sup> coverage	360 per pack 6.2m <sup>2</sup> coverage

B, AM

### Rustic Single Size Packs

300 x 100 x 65	220 x 100 x 65
297 per pack 6.9m <sup>2</sup> coverage	320 per pack 5.5m <sup>2</sup> coverage

B, AM

✓ Available via order select, see pg 178

### Visit our website for more information

All products come with specific installation guidelines. See p177 for additional product notes or contact our technical team on 0370 411 2233.







### Tegula Walling Traditional

Also shown: Heritage Coping/Old Yorkstone.  
Installed by Brockstone Landscape Construction Ltd, Liverpool.

# TEGULA®

## Walling



Traditional

Faced on one side only.

## Complementing garden and driveway walling

Tegula walling features a high quality, rustic appearance designed to bring instant character to any property. Designed to coordinate our popular Drivesett® Tegula® paving.

### Pack Sizes

Dimensions  
in millimetres:

#### Single Size Packs

440 x 100 x 140	300 x 100 x 65	220 x 100 x 65
80 per pack 5.5m <sup>2</sup> coverage	240 per pack 5.6m <sup>2</sup> coverage	320 per pack 5.52m <sup>2</sup> coverage

### Complete this look

Copings p142

### Visit our website for more information


All products come with specific installation guidelines. See p177 for additional product notes or contact our technical team on 0370 411 2233.

✓ Available via order select, see pg 178



£££  
PREMIUM





Old Mill Brick  
Sunset

## Pack Sizes

Dimensions  
in millimetres:

**Single Size** Pack - 7.7m<sup>2</sup> coverage

215 x 102.5 x 65

**452**  
per pack

# OLD MILL® BRICK

## Walling



Old Mill Brick,  
Sunset

Faced on one side and one end.

## Charming traditional handmade bricks

Recreating the timeless, warm look of quality crafted brickwork, Old Mill® Brick is made from clay and offers the character and beauty found in historic handmade bricks. This authentic, vintage appearance has all the benefits of frost resistance and strength of modern brick.

✓ Available via order select, see pg 178

*Complete this look*

Copings p142

### Visit our website for more information

All products come with specific installation guidelines. See p177 for additional product notes or contact our technical team on 0370 411 2233.



**££**  
MID RANGE





Argent Coping  
Dark  
Also shown: Sawn Versuro walling.

## Practical and stylish finishes for all walling projects

Coordinating or contrasting coping colours and finishes to cap off your walls and pillars. As well as completing the walling look, they are an essential component to protect the structure from water damage.

See Bespoke pages for alternative stone copings p12

# COPINGS & CAPS

## Walling

	Sizes mm (nominal)	No. items/ pack	m /pack	Colours	Order Select*
Argent Coarse Coping					
Single Size Packs	600 x 136 x 50	50	30.5	LT, DK	✓
	600 x 272 x 50	25	15.3		
Drivesett Coping					
Single Size Pack	600 x 300 x 45	20	6*	TR	✓
Heritage Coping					
Single Size Pack	600 x 300 x 38	44	34.2	Y, OY	✓

	Sizes mm (nominal)	No. items/ pack	m /pack	Colours	Order Select*
Precast Coping & Caps					
Coping Single Size Packs	600 x 140 x 50 to 30	56	33.6	OW	✓
	600 x 280 x 50 to 30	27	16.2		
Pillar Caps Single Size Packs	380 x 380 x 76 to 32	24	N/A		✓
	280 x 280 x 63 to 32	48			
Saxon Coping					
Coping Single Size Pack	600 x 136 x 50	50	30.5	B	✓
	600 x 272 x 50	25	15.3	B	

\*For Order Select details see p179

Visit our website for more information

All products come with specific installation guidelines. Contact our technical team on 0370 411 2233.



DRIVESETT, Traditional (TR)



ARGENT, Light (LT)  
D E P W




SAXON, Buff (B)  
P



HERITAGE, Old Yorkstone (OY)  
P



PRECAST, Off White (OW)



ARGENT, Dark (DK)  
D E P W



HERITAGE, Yorkstone (Y)  
P



### Key

Also available as:

Driveways

D

Paving

P

Edging

E

Walling

W





**Sawn Versuro® Bullnose Steps**  
 Caramel Cream Multi  
 Also shown: Sawn Versuro Paving.  
 Design & Install by Brighthouse Driveways Ltd, Brighthouse.

# BULLNOSE STEPS

## Natural Stone

### Handcrafted stone steps for a beautifully coordinated finish

Beautifully hand finished bullnosed edge profile stone steps. Available in various colours of sandstone, granite, marble, limestone and slate. All available as complete step kits with additional centre pieces, the steps coordinate perfectly with their equivalent stone range providing a crafted elegance for a professional finish.

	Sizes mm (nominal)	No. items/ pack	Colours	Order Select*
10 Step Kit				
Centre Stone	560 x 350 x 50 <sup>†</sup>	10	CCM, GSM, ABM, ASM, P, O, SG <sup>†</sup> ; B <sup>†</sup> : EL, ED, GR, G, M	✓
Corner Radius	350 x 350 x 50 <sup>†</sup>	20		
Centre Stone Pack				
Centre Stone	560 x 350 x 50 <sup>†</sup>	30	CCM, GSM, ABM, ASM, P, O, SG <sup>†</sup> ; B <sup>†</sup> : EL, ED, GR, G, M	✓**

\*Order Select is supplied in Single Step Kits (A Single Step Kit comprises; 1 x Centre Stone and 2 x Corner Radius). See p179 for details.  
 \*\*Centre stones are also available as Order Select as well as step kits.  
<sup>†</sup>Casarta Slate steps are 40mm thick.

Bespoke Service available - See p12

**Visit our website for more information**

All products come with specific installation guidelines. See p177 for additional product notes or contact our technical team on 0370 411 2233.

CO<sub>2</sub>/M<sup>2</sup>

Marshall's





Sawn Versuro, Caramel Cream Multi (CCM)



Sawn Versuro B, Golden Sand Multi (GSM)



Sawn Versuro, Autumn Bronze Multi (ABM)



Sawn Versuro, Antique Silver Multi (ASM)



Lazaro Marble, Pearl (P)



Lazaro Marble, Ocean (O)



Casarta Slate, Silver Grey (SG)†



Casarta Slate, Black (B)†



Granite Eclipse, Light (EL)



Granite Eclipse, Dark (ED)



Granite Eclipse, Graphite (GR)




Capleton, Grange (G)



Capleton, Manor (M)

This product comes with specific installation guidelines. Please contact our Technical Advisory Team on 0370 411 2233 or visit our website [www.marshalls.co.uk/homeowners](http://www.marshalls.co.uk/homeowners) prior to installation.

For more product notes see p177 or website



Granite Eclipse® Bullnose Steps  
Dark