




Marshalls

Creating Better Spaces

TENPLO

MODULAR CONCRETE LANDSCAPE FURNITURE COLLECTION



**COLOUR.
TEXTURE.
PATTERN.**

DESIGN INSPIRATION

INDUSTRIAL DESIGN... A NEW ERA OF CONCRETE MANUFACTURE.

In the design realm, concrete is often taken for granted and sometimes seen as a functional material synonymous with high-rise apartment blocks for a more cost-effective application. However, the natural resilience and durability of concrete allows the material to lend itself to more than just a functional product solution.

Innovation

During the 1950s, an architectural movement developed which was characterised by raw, exposed concrete construction known as Brutalism - a stark, functionalist style that combined repeated patterns and the raw finish of concrete. In recent times, concrete has seen a revival following projects by notable architects such as Zaha Hadid and Herzon & De Meuron. It is now a popular way to add understated elegance into projects known as industrial design.

Industrial design seeks to bring alive design process and influence manufacturing techniques in the creation of better product solutions.

Marshalls have worked with industrial design practice, Maynard to apply this to the new landscape furniture collection TENPLO, aiming to introduce understated elegance into the urban realm.

Manufactured using concrete with selected products using FSC®-certified timber and stainless steel, the Tenplo range offers an industrial edge with timeless and sophisticated character.



SELECTION PROCESS

How to
configure
your modular
seating range

STEP 1 **Select Core Modules:**
1. Cantilever Seat 2. Hollow Chair 3. Hollow Bench

FSC®-certified Accoya Timber Softwood

Amber Graphite

Available soon




STEP 2 **Select Transition Modules:**
4. Square Blok 5. Hollow Blok LH/RH 6. Transition Blok

Perfect for changing direction



STEP 3 **Select Ancillary Modules:**
7. Planter Blok 8. Cycle Blok 9. Litter Bin

Steel colours for bin lid options: Red Oxide Grey Oxide




Select products following three easy steps,
customise your space, create something
award-winning...



HINT

Why not mix and match concrete colours to
create a dynamic seating configuration?

Concrete Colours:



Ten playful modules with the ability to create something award-winning...

COLLECTION OVERVIEW

TENPLO is a modular landscape furniture collection inspired by Industrial Design.

The collection encapsulates a linear style combined with a solid form and angular geometry. Selected modules incorporate a striking pattern relief detailing to give the range its understated, sophisticated character. Consisting of ten modules, the collection offers huge design flexibility and means no two schemes need to be the same.

KEY FEATURES

- *Inspired by industrial design*
- *10 different modules for design flexibility*
- *Unique pattern relief detailing*
- *Choice of 2 concrete colours*
- *Stainless steel in a choice of 2 powder coat colours*
- *Seat and chair finishing available in FSC®-certified timber*

Concrete

High strength concrete mix, combines carefully selected aggregates in a choice of two colours.



Silver Grey



Anthracite

FSC®-certified Accoya softwood timber

FSC®-certified timber, responsibly sourced from well managed forests available in a choice of two colours.



Amber



Graphite

Steel


Stainless Steel, in a choice of two durable powder coat colours.



Red Oxide



Grey Oxide



MODULES

COLLECTION OVERVIEW

Core Modules

The collection consists of ten modules that can be placed together to create a configuration or used separately as standalone elements.

Cantilever Seat


The Cantilever Seat is designed for two people and combines FSC®-certified Accoya timber and concrete.

Hollow Chair

Providing seating for one, the Hollow Chair incorporates armrests to provide additional support for people with poor mobility.

Hollow Bench

Comfortably seating two people, the Hollow Bench features the striking pattern detail on two faces.



CANTILEVER SEAT

Available soon

COLOUR
Concrete: Anthracite
FSC®-certified Timber: Graphite

Rear feature pattern detail gives depth and character.

HOLLOW CHAIR

COLOUR
Concrete: Silver Grey
FSC®-certified Timber: Amber

Armrests and a high back provide additional support to aid people with poor mobility.

HOLLOW BENCH

COLOUR
Concrete: Anthracite

Feature pattern detail gives depth and character.

MODULES

COLLECTION OVERVIEW

Transition Modules

Transition modules are designed to allow changes in directional flow, enabling the collection not only to create a striking visual impact but also navigate around restrictions of a space.

Consider the orientation of the modules to create different effects with the pattern detail.

Square Blok

Use the Square Blok to add a 90° transition in a configuration or add variety to a run of seats and chairs.


Transition Blok

The Transition Blok gives flexibility to add a 45° directional change to a configuration.

Hollow Blok

Add further depth into a configuration with the Hollow Blok with its angular geometry.

SQUARE BLOK



COLOUR
Concrete: Anthracite



Striking pattern relief detailing providing an understated, sophisticated character.

TRANSITION BLOK




COLOUR
Concrete: Silver Grey



Modular transition element encapsulating a linear style combined with a solid form and angular geometry.

HOLLOW BLOK LEFT HAND & RIGHT HAND



COLOUR
Concrete: Anthracite

COLOUR
Concrete: Anthracite



Linear style combined with a solid form and angular geometry.



MODULES

COLLECTION OVERVIEW

Ancillary Modules

Ancillary modules add practicality to a configuration, transforming a space into a multi-functional hub to be enjoyed by everyone.

Planter

The planter, designed to house flowers, shrubs and small trees includes an angular v-detail on front and rear faces.

Cycle Blok

A two slot cycle parking unit allows users to rest their bikes while engaging with the space.

Litter Bin

The litter bin incorporates an angular v-detail on the front and rear faces to capture the geometric design style.

PLANTER BLOK



COLOUR
Concrete: Anthracite



Angular v-detail for geometric design style.

CYCLE BLOK



COLOUR
Concrete: Silver Grey



Integrate into a seating layout or use as a standalone unit.

LITTER BIN



COLOUR
Concrete: Anthracite
Stainless Steel: Grey Oxide



Lockable storm shut lid with universal key. Available in Red oxide and Grey oxide.

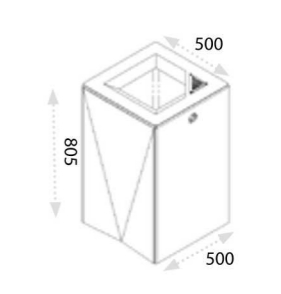
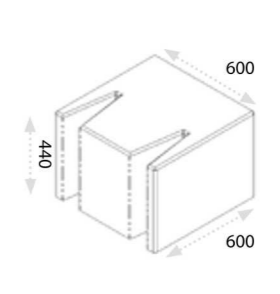
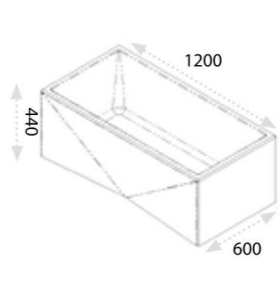
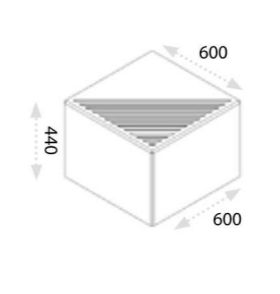
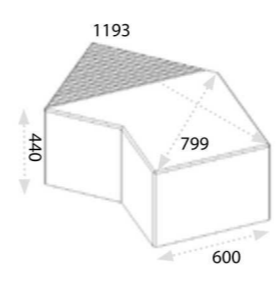
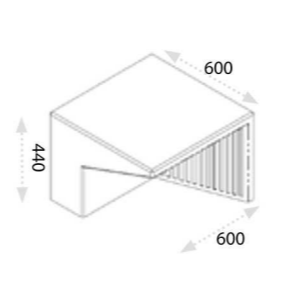
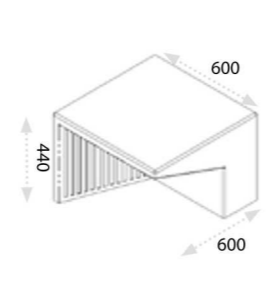
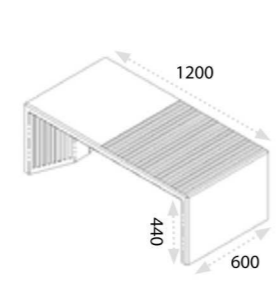
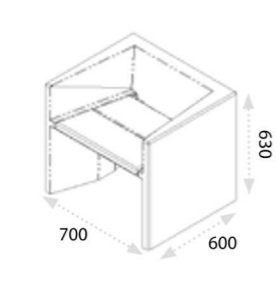
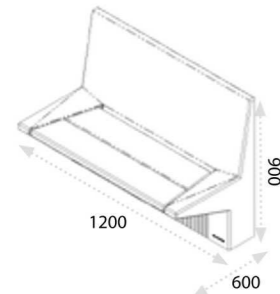



Angular detailing providing a geometric design style.



100% efficient integrated irrigation system.

DESIGN SPECIFICATION



Weight (kg)	554
-------------	-----

Weight (kg)	198
-------------	-----

Weight (kg)	280
-------------	-----

Weight (kg)	258
-------------	-----

Weight (kg)	258
-------------	-----

Weight (kg)	776
-------------	-----

Weight (kg)	380
-------------	-----

Weight (kg)	258
-------------	-----

Weight (kg)	340
-------------	-----

Weight (kg)	280
-------------	-----

Dimensions (mm)	L1200, W 600, H900
-----------------	--------------------

Dimensions (mm)	L700, W600, H630
-----------------	------------------

Dimensions (mm)	L1200, W600, H440
-----------------	-------------------

Dimensions (mm)	L600, W600, H440
-----------------	------------------

Dimensions (mm)	L600, W600, H440
-----------------	------------------

Dimensions (mm)	L1193, W799, H440
-----------------	-------------------

Dimensions (mm)	L600, W600, H440
-----------------	------------------

Dimensions (mm)	L1200, W600, H440
-----------------	-------------------

Dimensions (mm)	L600, W600, H440
-----------------	------------------

Dimensions (mm)	L500, W500, H805
-----------------	------------------

Material	Concrete and FSC®-certified Timber
----------	------------------------------------

Material	Concrete and FSC®-certified Timber
----------	------------------------------------

Material	Concrete
----------	----------

Material	Concrete
----------	----------

Material	Concrete
----------	----------

Material	Concrete
----------	----------

Material	Concrete
----------	----------

Material	Concrete
----------	----------

Material	Concrete
----------	----------

Material	Concrete
----------	----------

Concrete Colours	Silver Grey, Anthracite
------------------	-------------------------

Concrete Colours	Silver Grey, Anthracite
------------------	-------------------------

Concrete Colours	Silver Grey, Anthracite
------------------	-------------------------

Concrete Colours	Silver Grey, Anthracite
------------------	-------------------------

Concrete Colours	Silver Grey, Anthracite
------------------	-------------------------

Concrete Colours	Silver Grey, Anthracite
------------------	-------------------------

Concrete Colours	Silver Grey, Anthracite
------------------	-------------------------

Concrete Colours	Silver Grey, Anthracite
------------------	-------------------------

Concrete Colours	Silver Grey, Anthracite
------------------	-------------------------

Concrete Colours	Silver Grey, Anthracite
------------------	-------------------------

Timber Colours	Amber, Graphite
----------------	-----------------

Timber Colours	Amber, Graphite
----------------	-----------------

Fixing Method	Surface Mount
---------------	---------------

Fixing Method	Surface Mount
---------------	---------------

Fixing Method	Surface Mount
---------------	---------------

Fixing Method	Surface Mount
---------------	---------------

Fixing Method	Surface Mount
---------------	---------------

Fixing Method	Surface Mount
---------------	---------------

Fixing Method	Surface Mount
---------------	---------------

Stainless Steel Colours	Red Oxide, Grey Oxide
-------------------------	-----------------------

Fixing Method	Root Fix
---------------	----------

Fixing Method	Surface Mount
---------------	---------------

Feature Pattern	Pattern details on top surface and lower front leg faces
-----------------	--

Feature Pattern	Pattern detail on lower front face
-----------------	------------------------------------

Feature Pattern	Pattern detail on lower front face
-----------------	------------------------------------

Feature Pattern	Pattern detail on top surface
-----------------	-------------------------------

Feature Pattern	Pattern detail on top surface
-----------------	-------------------------------

Internal Capacity L	160L
---------------------	------

Feature Pattern	Smooth finish & angular lines
-----------------	-------------------------------

Fixing Method	Surface Mount
---------------	---------------

Feature Pattern	Pattern detail on rear surface & lower front face
-----------------	---

Feature Pattern	Smooth finish & angular lines
-----------------	-------------------------------

Feature Pattern	Smooth finish & angular lines
-----------------	-------------------------------

Internal Capacity L	90L
---------------------	-----

Feature Pattern	Smooth finish & angular lines
-----------------	-------------------------------



Marshalls

Creating Better Spaces

Marshalls PLC,
Landscape House,
Premier Way,
Lowfields Business Park,
Elland HX5 9HT

UK: 0370 600 2425

International: +44(0) 1422 312 993

USA: +1 603 465 1254

marshalls.co.uk/landscape-protection



The mark of
responsible forestry