



 Marshall's
**ALWAYS
GREEN[®]**

ARTIFICIAL GRASS

PRODUCT RANGE

A PERFECT LAWN ALL YEAR ROUND

If you're looking for a beautiful lawn with minimal maintenance, Marshalls Always Green® artificial grass is the ideal choice.

 **Marshalls**
ALWAYS
GREEN®

BENEFITS OF ARTIFICIAL GRASS OVER TURF

- ✓ *Looks perfect all year round*
- ✓ *Friendly for pets and children*
- ✓ *Low maintenance*
 - no more mowing
 - no more mud
 - no fertiliser needed
- ✓ *No grass pollen*
- ✓ *Permeable*



NATURAL GRASS

Vs

ARTIFICIAL GRASS



AVOID DISAPPOINTMENT SPECIFY THE GRASS STANDARD



Our Grass Standard covers all the areas you need to look at when considering your artificial grass purchase, help you avoid cheap foreign imports. The “Grass Standard” sets the benchmark for quality, performance, comfort and value in artificial grass.

- ✓ **Always Green is Made in Britain** reducing our carbon footprint.
- ✓ **Always Green has a realistic look of genuine grass** due to its unique yarn mix and stitch rate, giving it real body, vital for the realistic look of grass.
- ✓ **Always Green yarns are made from 100% polyethylene** which creates a soft feel yet sturdy structure to maximise ‘bouncebackability’ ideal for kids and pet play. Cheaper artificial grasses tend to add less expensive polypropylene into their blend, leaving a coarse, plastic feel.
- ✓ **Always Green is tested to rigorous durability standards** certified to meet the strict criteria of professional sporting organisations such as FIFA, the IRB and FIH.
- ✓ **Always Green is guaranteed against UV damage for 10 years** exceeding EU standards and staying soft and looking good for longer. Lower quality artificial grass becomes brittle and misshapen after long exposure to the sun.
- ✓ **Always Green uses a high quality backing cloth** to ensure that once laid the artificial grass stitches remain supple and strong and can withstand rigorous domestic use.
- ✓ **Always Green uses premium quality latex coated backing** making it strong enough to handle sustained activity yet eliminate movement and slippage. Inferior products will often resort to using fillers to add weight, compromising their product durability.



SEE OUR GRASS STANDARD **IN ACTION**



MARSHALLS GRASS

Always Green includes a flexible, 100% latex backing making it easier to work with when installing and longer lasting.



COMPETITOR GRASS

Not all products contain a 100% latex backing. This not only makes it more complex to install but may cause the grass to crack and break up.

Bedding construction

- Shock pad
- Weed membrane
- Sharp sand or granite dust
- MOT Type 1 sub base
- Geotextile membrane



Grass construction

- PE yarns
- Thatch layer
- Silica sand infill
- Double woven / non woven backing
- Latex backing



10 YEAR GUARANTEE

After investing in your artificial grass, we want you to be able to enjoy your lawn time after time. Our 10 year guarantee ensures you're protected against the following:

• FILAMENT LOSS

Excess loss of individual filaments over time – so the kids can play all day long without affecting the final finish.

• TUFT LOSS

Excess loss of tufts over time – so your dog can scratch at your lawn but large clumps of grass won't come out.

• UV DEGRADATION

Excess reduction in colour of the overall grass over time – so you can enjoy your lawn for years to come.






Summer Lawn

Also shown: Stoneface Drystack Veneer
Design & Install by Stonecraft Landscape & Design, Blackpool.



ALWAYS ORDER
THE RIGHT AMOUNT



Always Green™ supplied in 4m widths and can be cut to any length up to 25m, with a minimum of 8m² and cut to the nearest 1m² length after that.

Summer lawn has one layer of woven fabric plus a second layer of knitted fabric, followed by a 100% latex layer for a robust flexible backing.

A range of Always Green accessories and shock pads are also available.

Delivers a natural look to your lawn

Summer Lawn is designed to perfectly replicate natural grass. The light reflection technology, jute colours in the textured thatch layer and soft polyethylene yarns make it look and feel extremely realistic.

SUMMER LAWN



30mm



26mm



22mm

Visit marshalls.co.uk/homeowners for more information or to order a sample today.


All products come with specific installation guidelines. For additional information contact our technical team on 0370 411 2233.







ALWAYS ORDER
THE RIGHT AMOUNT



Always Green™ supplied in 4m widths and can be cut to any length up to 25m, with a minimum of 8m² and cut to the nearest 1m² length after that.

Village Green has one layer of woven fabric plus one layer of knitted fabric, followed by a 100% latex layer for a robust flexible backing.

A range of Always Green accessories and shock pads are also available.

VILLAGE GREEN



30mm



26mm

For a dense vibrant, evergreen finish

A green textured polyethylene thatch layer adds a more vibrant evergreen appearance to your artificial lawn, whilst still remaining soft and natural looking.

Visit marshalls.co.uk/homeowners for more information or to order a sample today.

All products come with specific installation guidelines. For additional information contact our technical team on 0370 411 2233.






Playing Field
Design & Install by Waterdale Landscapes, York



ALWAYS ORDER
THE RIGHT AMOUNT



Always Green™ supplied in 4m widths and can be cut to any length up to 25m, with a minimum of 8m² and cut to the nearest 1m² length after that.

Playing Field has a sturdy woven backing followed by a 100% latex layer for a robust flexible backing to withstand child's play all day long.

A range of Always Green accessories and shock pads are also available.

The perfect surface for play

Developed specifically with the rough and tumble of child's play in mind. Built to FIFA standards the yarn is not only durable but slide friendly and simply great to play on.

PLAYING FIELD



22mm



Visit marshalls.co.uk/homeowners for more information or to order a sample today.

All products come with specific installation guidelines. For additional information contact our technical team on 0370 411 2233.



YOUR INSTALLATION ESSENTIALS

ALWAYS USE THE RIGHT ADHESIVE

Always Green Adhesive is a single component moisture-curing adhesive designed for bonding artificial grass jointing tapes and is tolerant to use in damp and cold conditions.



ALWAYS USE THE RIGHT JOINING TAPE


Always Green Joining Tape is a specially constructed tape for use with the recommended Always Green adhesive in forming strong bonds when seam jointing artificial grass.



ALWAYS USE THE RIGHT SHOCK PAD

Always Green shock pad has been specifically designed to be easier on joints and muscles and reduce wear of the artificial grass.

The patented design has low water absorption, excellent drainage and is dimensionally stable.



Innovative Shock Pad for Always Green Artificial Grass System:

- Easy Installation
- Optimised Sports Performance
- Extended Durability
- Excellent Environmental Profile

- ✓ Simple application
- ✓ High bond strength
- ✓ Ideal for maintenance and repair work

- ✓ Use for a wide range of artificial grass joint seaming
- ✓ Impervious to moisture ingress from the base
- ✓ Strong, rot proof geotextile bonding medium
- ✓ Sealed back to prevent adhesive penetrating to base

- ✓ High Shock Absorption
- ✓ Reduces wear of the grass
- ✓ Easier on muscles and joints
- ✓ Excellent drainage properties
- ✓ Shock pad tape included



FAQs

Installation

What are the benefits of installing artificial grass?

The main benefit of installing artificial grass is the minimal maintenance required once it's been installed, giving you more time to enjoy your garden. As Always Green is guaranteed to remain green all year round, there is no need for weeding, watering or mowing. It's ideal for children and pets which makes it the ideal solution for busy families.

What is artificial grass made from?

All Always Green artificial grass is made from 100% polyethylene. This leaves the grass with a soft yet sturdy structure to ensure fibres will bounce back if heavy items are placed onto them e.g. planters. Cheaper artificial grass tends to add the less expensive polypropylene into their blend, leaving a coarse, plastic feel.

How is artificial grass installed?

All artificial grass should be laid on a suitable base, often similar to a paving base but this will ultimately be influenced by ground and drainage conditions. A properly constructed base will ensure the grass is laid flat, is secure and looks natural. We would advise for you to contact your local **Marshall's PLC Register Installer** who can advise on how to achieve a top quality installation.

Where can artificial grass be installed?

Artificial grass can be installed in any area of the garden (including slopes), so long as a suitable sub base has been prepared before laying. For more information and to discuss your garden design, please speak to one of our **Register Members**.

What are the best conditions to install artificial grass?

Due to the fibres included in artificial grass, we would recommend installing artificial grass on a dry, warm day. This will ensure the fibres expand fully to deliver the best installation possible.

Does my lawn require a sand infill?

Once the grass has been installed, it can then be filled with the correct specification and quality of sand. This provides weight to secure the grass and helps to support the fibres to improve wear and overall appearance of the lawn.

Why use a shock pad

The Marshall's Always Green shock pad creates the perfect shock absorbency underfoot, which is great for play and will replicate the natural bounce found with real grass.

Visit marshall's.co.uk/homeowners for the full install guidelines and find the install video at Marshall's TV



Marshall's Register of Accredited Installers brings together professional, experienced and inspired hard landscaping contractors, located all across the UK. To find your local Register Members please visit marshall's.co.uk/findaninstaller

Usage

Is my artificial grass pet friendly?

Yes it is. Always Green is soft and comfortable to play on and it can be used all year round without the risk of muddy paws.

Waste can be cleaned up just as you would with real turf and hosed down with a hose pipe or watering can. Use Marshall's GREEN-AWAY® every three months to neutralise pet smells and keep your lawn fresh.

Is artificial grass safe for children to play on?

Yes. Our grass is made from the highest quality yarns which have no toxic properties. All the coatings, backing, glue etc used in our production methods are also non-toxic and have passed all ASTM and IPEMA requirements for use by children, animals and the environment.

Can I play sport on my lawn?

Always Green Playing Field has been designed with the rough and tumble of child's play in mind. Its monofilament turf fibres have exceptional split resistance compared to conventional turf fibres and it has been accredited by FIFA. We would recommend installing our Shock Pad before this grass to reduce the wear of the grass and to be easier on joints and muscles.

Can I use a BBQ on my lawn?

BBQ's and open fire should be used with caution on artificial grass. As the artificial grass is synthetic, it can melt if put into contact with hot materials, but crucially it will not burn. The sand infill also has an extinguishing effect.

What happens to artificial grass throughout the year e.g. winter/ summer conditions?

In wintery conditions, ice and snow should be left to melt through the drainage holes. If you want to remove snow from the grass, always use a plastic snow shovel so you don't damage any of the plastic fibres. We would not recommend using salt on the grass as the residue can remain on the backing of the grass and can cause damage to the drainage holes.

In the summer, artificial grass will warm up in hot weather like paving does. However, the grass will not require watering like normal turf.

Maintenance

To make the most of your Always Green lawn, you need to carry out a few simple maintenance tasks. Below are some useful tips and important notes to take into consideration.

Infill and brushing

- It is important to brush your lawn on a regular basis using a stiff brush.
- Brushing should be undertaken in a number of directions to help remove debris and leaves.
- It is important that the turf pile is maintained vertically - this can be achieved by brushing against the pile direction to avoid pile flattening.
- From time to time, some sand infill may appear on the surface of your lawn. This only requires light brushing to return it into the turf structure.

Leaves

- All debris should be removed from the surface by brushing or raking with a large plastic fan rake; or with the use of a leaf blower. A metal rake should not be used as this can damage your turf.
- It is important to prevent organic matter building up in the turf structure. Letting it accumulate will affect drainage and also encourage weed growth.

Weeds

- Moss and weed killing should take place as required, ensuring that there is no accumulating vegetation on the surface.
- You should use a moss and weed killer agent which is a water-based product and have a maximum pH balance of 8.
- Please also ensure that when the moss and weeds have died off, all dead matter, including roots are removed or in the case of moss swept out of the turf structure.

Pets

- Pet stains should be removed straight away. This can be done using a solution of lukewarm water mixed with a gentle household detergent such as washing up liquid.
- Additionally, rinse the area down with a garden hose - this will help to remove any lingering odours created by pet waste.

Accidental Spillages

- Immediately clean up any spillages with kitchen roll. Then treat with a solution of washing up liquid and water. Sponge down and rinse with water. For more stubborn stains use a toothbrush to gently brush away the remaining stain.

Things to avoid

Please adhere to the following guidelines regarding your Always Green lawn. If you choose not to, you will affect the product warranty.

- No blades, studs or any type of spiked footwear to be worn.
- No glass or other sharp objects. These can cause injury to others if left on the lawn and may also damage the surface.
- No smoking, bonfires or fireworks. Extremely hot items may melt the surface and permanently damage the lawn.
- No chewing gum or other adhesives.
- No cars, motorbikes or heavy vehicles. However, bicycles, wheelbarrows and wheelchairs are all fine to use on your Always Green lawn once it has been fully installed.
- Avoid decorative garden mirrors being placed in direct sunlight as this can cause reflective heat damage.



To find your nearest Marshalls stockist or find a recommended installer, call: **0345 820 5000** (Calls may be monitored or recorded)

For information, advice and useful tips to realise your own ideas, visit: **www.marshalls.co.uk/homeowners**

Landscape House, Premier Way,
Lowfields Business Park, Elland
HX5 9HT, United Kingdom

A SUBSIDIARY OF MARSHALLS PLC
© COPYRIGHT MARSHALLS 2020


Marshalls
Creating Better Spaces

