









Handy matrix of what to use where...



	General dirt	Weeds	Moss, mould & algae	Oil, fat or grease	Beer, wine & soft drinks	Fruit, berries & leaves	Blood	Chewing gum	Smoke, fire & tobacco	Rust	Cement, mortar & concrete	Paint, ink & graffiti	Tyre marks	Epoxy & Polyester	Copper, bronze & aluminium
Basic cleaning advice	Use a stiff bristle brush to remove any surface dirt	Pull out any weeds	Use a stiff brush to remove any surface dirt	Use paper towels to soak up residue immediately. Do not wipe as this can cause the stain to expand	Use detergent solution & hot water to remove the stain	Use detergent & hot water to remove the stain	Use detergent & hot water to remove the stain	Scrape off the chewing gum from the surface	Scrub the area with detergent & hot water to remove the stain	To remove the stain use lemon juice or vinegar	Use an acid brick cleaner to remove any stains	Wet <ul style="list-style-type: none"> Use paper towels to soak up material Do not wipe with paper towels as this will extend the stain Use white spirit, water and detergent to clean the area 	Use detergent & hot water to remove the stain	Burn off with a blow torch	Use an acid brick cleaner to remove any stains
	Use a detergent and water solution to rinse off	Brush surface with a stiff brush	Use a detergent and water solution to rinse off	Marshalls Kiln Dried Sand can help soak up any excess oil	If the stain is still apparent, use a mild household bleach and clean water to remove the stain	If the stain is still apparent, use a mild household bleach and clean water to remove the stain		Dry <ul style="list-style-type: none"> Scrape off all excess paint Use paint remover to remove the stain If paint remover does not work, use an acid brick cleaner 							
For persistent problems		Weed killer (where required) avoid products which include Ferrous Sulphate as this can leave a brown stain over the treated surface	Use Marshalls Green-Away® (see pg7)						If the stain is still apparent, use a mild household bleach and clean water to remove the stain	If the stain is still apparent, use a Rust Cleaner for your specific paving material. Always read the manufacturers instructions before application		Ink - Sodium Perborate & hot water solution Dry paint or graffiti - source a specific cleaner for your paving material	Hot water & steam clean		