

# KERBS AND EDGING

Keykerb  
Charcoal

Scan to view our  
full range online







# DRIVEWAY EDGING



**Drivesys Roundtop  
Edging, Basalt (B)**

**Drivesett Argent  
Edging, Natural (N)**

**Drivesett Argent  
Edging, Light (LT)**

**Drivesett Argent  
Edging, Dark (DK)**

**Drivesys Roundtop  
Basalt**  
Also shown: Edging/Basalt with  
Drivesys Original Cobble/Iron Grey.

**Drivesett Argent  
Natural**  
Also shown: Edging/Natural with  
Drivesett Argent/Dark/Drivesett Argent/Buf.

	Sizes mm (nominal)	No. items/ pack	Linear m/pack	Colours	Order Select
<b>Driveway Edgings</b>					
Drivesys Roundtop	915 x 150 x 60	40	36.6	B	✓*
Drivesett Argent	915 x 150 x 63	48	43.92	N, LT, DK	

\*For Order Select minimum quantities is one linear metre. See p130 for details.

## Essential to the look and practicality of every project

Contemporary edge restraints designed to complement the full range of Marshalls paving and driveway products. Each edging perfectly complements their respective driveway ranges but will also create a superb feature for any range.

Drivesett Argent Edging has the same premium granite look as the Drivesett Argent range, see p77, p87 and can be used to match or contrast. Drivesys Roundtop Edging in Basalt co-ordinates with the expanding range of Drivesys block paving, see p72-75.

All products come with specific installation guidelines, see pg 129 for additional product notes.  
Full installation guides can be downloaded from our website or contact Group Technical Services on 0333 220 2730.







Tegula® Kerb



Drivesett® Kerb



Savanna® Kerb

# MARSHALLS BLOCK KERB

Tegula Kerb,  
Traditional (TR)Drivesett Kerb,  
Pennant Grey (PG)Savanna Kerb  
Charcoal (CH)

## Versatile, easy to use block kerb

All driveways will require some form of edge restraint for long-lasting structural stability. Use these kerbs for all types of design - steps, grass, patios, feature banding as well as driveways and pathways.

Provides attractive restraining edges for driveway and paving projects in some of our most popular aesthetics. These products can be laid easily to retain different shapes and orientations.

	Sizes mm (nominal)	No. items/pack	Colours
TEGULA KERB			
Standard Tegula Kerb	130 x 160 x 250	120	TR PG
Radial Internal & External	130 x 160 x 96 x 250	60	
Return Internal & External	160 x 160 x 250	1	
DRIVESETT KERB			
	120 x 80 x 240	192	TR PG H
SAVANNA KERB			
Single Size Pack	130 x 160 x 250	108	CH

Tegula Kerb and Savanna Kerb co-ordinate with the equivalent block ranges.

All products come with specific installation guidelines, see pg 129 for additional product notes.  
Full installation guides can be downloaded from our website or contact Group Technical Services on 0333 220 2730.




www.marshalls.co.uk/gardens-and-driveways







Driveline 4-in-1 Kerb  
Brindle



Driveline 4-in-1 Kerb  
Brindle



Drivesett 4-in-1 Kerb  
Pennant Grey



Drivesett 4-in-1 Kerb  
Pennant Grey

## 4-IN-1 KERB



### One unit that gives four possibilities

All driveways require edge restraints for long-lasting structural stability, these kerbs can be used for all types of design.

**Driveline** 4-in-1 is the most contemporary version offering a smooth edging profile.

**Drivesett** 4-in-1 has been subtly tumbled to give a timeworn appearance with rustic edges.

	Sizes mm (nominal)	No. items/pack	Colours
<b>4-in-1 KERB</b>			
Driveline Single Size Pack	100 x 100 x 200	240	BRI CH
Drivesett Single Size Pack	100 x 100 x 200	240	PG

All products come with specific installation guidelines, see pg 129 for additional product notes.  
Full installation guides can be downloaded from our website or contact Group Technical Services on 0333 220 2730.



## KEYKERB®



Charcoal (C)

Brindle (B)

## Affordable kerb option

Essential to the look and practicality of every project, Keykerb large and small units are designed to work as a barrier or restraint between soft or decorative landscaping and a driveway or paving space. Available in a variety of profiles for vast design capabilities.

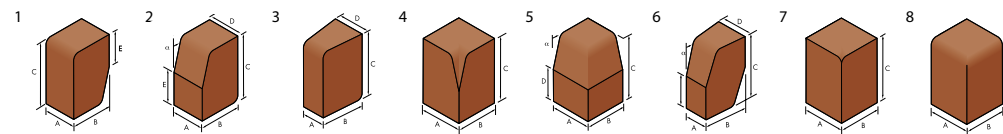
## Keykerb Small Profile

Charcoal

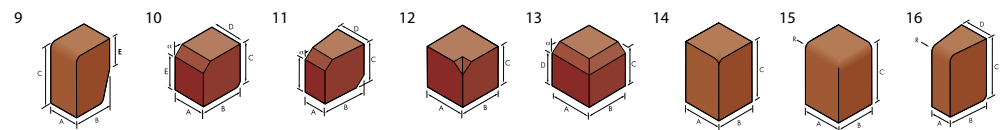
Also shown: Lazaro Marble Ocean Paving.

## Designed for versatility and practicality

## KEYKERB® LARGE PROFILES



## KEYKERB® SMALL PROFILES



Keykerb Large (KL)	Image No.	A (mm)	B (mm)	C (mm)	D (mm)	E (mm)	No. items/ pack	Colours
Standard (Dual purpose bullnosed and half battered)	1 2	100	127	200		100	252	All
Radial Bullnosed (Dual purpose internal/external)	3	70	127	200	95		72	C
90° Angle Internal (half battered)	4	127	127	200				C, B
90° Angle External (half battered)	5	127	127	200	100			C, B
Radial. Half battered (Dual purpose internal/external)	6	70	127	200	95		72	C
90° Angle Internal (bullnosed)	7	127	127	200				C, B
90° Angle External (bullnosed)	8	127	127	200				C, B

Keykerb Small (KS)	Image No.	A (mm)	B (mm)	C (mm)	D (mm)	E (mm)	No. items/ pack	Colours
Standard (Dual purpose bullnosed and splay)	9 10	100	127	125	100	100	378	All
Radial. Splay (Dual purpose internal/external)	11	70	127	125	95	100	108	
90° Angle Internal Splay	12	127	127	125				C, B
90° Angle External Splay	13	127	127	125	100			C, B
Radial. Bullnosed (Dual purpose internal/external)	14	70	127	125	95		108	C
90° Angle Internal (bullnosed)	15	127	127	125				C, B
90° Angle External (bullnosed)	16	127	127	125				C, B

All products come with specific installation guidelines, see pg 129 for additional product notes.  
Full installation guides can be downloaded from our website or contact Group Technical Services on 0333 220 2730.



# BORDERS



Hewnstone Edging

Light Buff

Also shown: Firedstone® Paving.





## The perfect finishing touch to your paving project

A wide range of borders and edgings that can be used to create distinct garden spaces and play a role in maintaining the integrity and strength of the paving they border, providing the perfect finishing touch. Compatible with all paving and pathway ranges to enhance every garden design.

	Sizes mm (nominal)	No. items/ pack	Weight (kg/ each)	Weight (kg/ pack)	Colours	Order Select*
<b>Edging</b>						
Saxon***	600 x 136 x 50	50	9	469	B	✓
Argent***	600 x 136 x 50	50	9	507	LT, DK	✓
Contour	600 x 150 x 50	54	9.5	513	B	
Round Top	600 x 150 x 50	54	10.7	578	B, W	
Sawn Versuro®	900 x 150 x 50	20	18.7	893	CCM ABM ASM GSM	✓
Victorian Rope Top	590 x 180 x 50	30	12.4	372	RB	N/A
Hewnstone Edging	200 x 450 x 50	20	8.6	172	A LB	✓

\*Can be obtained in less than full pack quantities – minimum quantity, single units (see Order Select, p130).

\*\*Coping used as an edging can be obtained in less than full pack quantities – minimum quantity, single units (see Order Select, p130).

# JOINTING

Scan to view our  
full range online





Selecting the right jointing compound is vital, as every Marshalls Jointing Compound is made specifically for the material they will be installed with to create a strong and durable finish. Use our installation matrix below to help determine the most effective jointing for your project.

For further information or guidance, please contact Group Technical Services on 0333 220 2730.

Installation	Kiln Dried Sand	Weatherpoint® 365	SYMPHONY® Jointing Compound	Drivesys® Jointing Compound	Marshalls Exterior Jointing Grout
Ideal for Paving Installations		✓	✓		✓
Ideal for Driveway Installations	✓			✓ Drivesys® only	
Porcelain Paving		✓	✓		✓
Sandstone Paving		✓			✓
Limestone Paving		✓			✓
Granite Paving					✓
Marble Paving					✓
Slate Paving		✓			✓
Concrete Paving		✓			✓ Smooth Surface Only
Natural Stone Driveway Setts					✓
Sawn Granite Driveway Setts					✓
Drivesys® Driveway System				✓	
Driveline® Driveways	✓				
Drivesett® Driveways	✓				
Standard Block Paving	✓				
Application					
Joint Width	2-5 mm	10-15 mm	3-8mm & min 20mm depth	5-30 mm	3-50mm & min 20mm depth
Bed Type	Flexible	Rigid	Rigid	Semi-Flexible	Rigid
Installation	Brush	Wet & Brush	Wet & Brush	Wet & Brush	Squeegee or Brush
Installation Temperature		3-25°C	3-25°C	3-25°C	5-20°C
Weather Conditions	Dry	Dry/Light Rain	Dry/Light Rain	Dry/Light Rain	Dry, no rain within 6 hours of install
Coverage (approx.)	approx 4.5-6.5m <sup>2</sup>	7m <sup>2</sup>	16-23.4m <sup>2</sup>	5m <sup>2</sup> based on Original Cobble	25m <sup>2</sup> (see paving calculator or call technical helpline)
Technical Difficulty (★ = easy ★★★★★ = hard)	★	★★★★	★★★★	★★★★	★★★★★
Cure Time (depending on weather conditions)	n/a	24 hours crusting, 30 days fully cured	25 hours crusting, 30 days fully cured	72 hours crusting, 30 days fully cured	Initial 1 hour



# OPTIONAL EXTRAS

---

Bespoke Design  
SYMPHONY® Planks, Sawn Versuro®, bright stainless steel inlay







# GREEN-AWAY®



Marshalls Green-Away® comes in a handy 5L bottle covering up to a huge 300m<sup>2</sup> area when using our 12L professional sprayer!!

Simply spray on and leave it to do its magic...



Simply dilute 1 part Green-Away to 5 parts water into your professional sprayer.

**Top tip:** Always add Green-Away to your water and not the other way around and use a 1L measuring jug to ensure the correct dilution.



Apply on a dry day when rain is not forecast within 6 hours. The best time for application is in the late afternoon to avoid immediate evaporation.



Always apply onto a dry surface and thoroughly saturate the surface with Green-Away, then leave to activate.

**Top tip:** Do not rinse the Green-Away off the area.



The product re-generates with rain to remove all green stains and detritus over the course of the next month and will last up to 12 months, dependant on the surroundings and level of contamination.

The ideal solution to remove mould, algae and lichen from all patio, driveway and pavement surfaces. It's also perfect for prevention and maintenance on your new project. Apply annually to keep mould, algae and lichen from developing.

- ✓ Almost PH neutral making it gentle and safe to use
- ✓ Removes and prevents mould, algae and lichen
- ✓ Mould & algae starts disappearing within 2 weeks
- ✓ Lichen and black spots start to shrink and disappear within 6 months
- ✓ Pet friendly once dried (keep away from ponds)





# MARSHALLS PEDESTALS



Self-levelling



Fixed Head



Stackable Support Pad

	Sizes mm (nominal)	No. items/pack	Order Select
Adjustable Paving Pedestal	22-35mm 35-55mm 55-95mm 95-165mm 165-235mm 200-270mm	25	✓*
Self-levelling Paving Pedestal	40-56mm 50-70mm 70-110mm 110-160mm 150-210mm 200-300mm	25	
Stackable Paving Pedestal	150 x 10mm 150 x 15mm	250	

Additional accessory products available.  
 All products come with specific installation guidelines, see pg 129 for additional product notes.  
 Full installation guides can be downloaded from our website or contact Group Technical Services on 0333 220 2730.

## Innovative floating floor system for patio makeovers

Pedestals create a structurally robust ‘floating floor’ system which can be used with selected sizes and ranges of our porcelain, natural stone and concrete paving. Pedestals can be used on terraces, rooftops and for patio makeovers (where a stable base has already been installed).

There are three different pedestals available in the Marshalls range.

\*For Order Select details on see pg 130.





## CHANNELS

	Sizes mm (nominal)	No. items/ pack	Linear m/pack	Colours
Single Size Pack	200 x 200 x 65	240	48	CH



**Driveline Channel,  
Charcoal (CH)**



## TELESCOPIC SECURITY POST

A simple but effective security device, can be used both in front of the garage and at the driveway entrance to deter theft.

	No. item/pack	Weight (kg/pack)	Colours
Telescopic Security Post	1	22	Black, Yellow, Stainless Steel

All products come with specific installation guidelines, see pg 129 for additional product notes.  
Full installation guides can be downloaded from our website or contact Group Technical Services on 0333 220 2730.



# BESPOKE SERVICE

Our bespoke service inspires a more creative look at our innovative stone selection. The end result is a truly unique proposition, giving designers and homeowners the freedom to create a garden space that is one of a kind.

## Did you know?

Bespoke features can also be created using porcelain paving.

While natural stone offers full creative freedom for your bespoke project, porcelain can be used to create stunning pieces for your garden.

---

**Our specialists will guide you through the process and make your ideas a reality.**

**To take advantage of the Bespoke Service, contact the Marshalls Team on 0333 220 2730.**

**Scan to find out more about our Bespoke service**

