

NATURAL STONE PAVING

17

Granite Eclipse®
Light and Dark

Scan to view our
full range online





Scoutmoor
Diamond Sawn
Design & Install By Botanica Garden Design, Wirral.

SCOUTMOOR®



**Diamond
Sawn**

Rustic

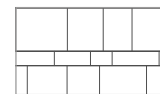
Exclusive and iconic British Yorkstone

This stunning, premium British Yorkstone features in many iconic and prestigious locations across the UK, including Trafalgar Square owing to its timeless style and impressive technical performance.

Scoutmoor is predominantly blue/grey in colour with sweeping variable brown bands and is available in two finishes; smooth diamond sawn for that classic look or rustic, with a lightly flamed surface texture for a more traditional reclaimed stone feel.

Pack Sizes

Project Pack - 18m² coverage*



Dimensions
in millimetres:

Colours:

610 x RL** x 20

15 linear metres
per pack

410 x RL** x 20

15 linear metres
per pack

210 x RL** x 20

15 linear metres
per pack

**RL = Random lengths.

*Sizes and coverage are those attained when laid with a 10mm joint.
All products come with specific installation guidelines, see pg 125 for additional product notes.
Full installation guides can be downloaded from our website or contact Group Technical Services on 0333 220 2730.

✓ Available via order select, see pg 130



££££
LUXURY



Lazaro Marble
Pearl
Design & Install by Perfect Paving, Keston.

LAZARO® MARBLE



Pearl

Ocean

Classic elegance in iconic marble

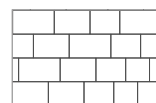
This marble paving adds a timeless beauty to properties of all styles. The hallmark veining and white mottling of marble adds to the charm of this iconic stone and the gently tumbled finish promotes a subtle slip-resistant surface. It is available in a choice of colours; pearl or ocean and for a complete garden makeover, we offer Lazaro Marble Steps to complement this paving.

Pack Sizes

Dimensions
in millimetres:

Colours:

Project Pack - 12.86m² coverage*



710 x 410 x 30

610 x 410 x 30

510 x 410 x 30

410 x 410 x 30

14
per pack

14
per pack

14
per pack

14
per pack

All

*Sizes and coverage are those attained when laid with a 10mm joint.
All products come with specific installation guidelines, see pg 125 for additional product notes.
Full installation guides can be downloaded from our website or contact Group Technical Services on 0333 220 2730.

Complete this look
Steps p104



££££
LUXURY

✓ Available via order select, see pg 130



Sawn Versuro King Size

Autumn Bronze Multi

Also shown: Sawn Versuro bespoke steps and bespoke circle.
Design & Install by J & D Castle, Chichester.

Pack Sizes

Dimensions
in millimetres:

Colours:

Jumbo Single Size Pack

1210 x 1210 x 22



All

King Size Single Size Packs

1260 x 760 x 22



All

1010 x 760 x 22



760 x 760 x 22




Standard Single Size Packs

855 x 570 x 22



All

570 x 570 x 22



570 x 285 x 22



*Sizes and coverage are those attained when laid with a 10mm joint.

All products come with specific installation guidelines, see pg 125 for additional product notes.


Full installation guides can be downloaded from our website or contact Group Technical Services on 0333 220 2730.

Complete this look

Walling p91, Steps p104, Borders p114, Bespoke p122

SAWN VERSURO®

Ethically Sourced Sandstone



Caramel
Cream Multi

Autumn
Bronze Multi

Antique
Silver Multi

Golden
Sand Multi

Luxury natural stone with an innovative finish

The Sawn Versuro collection is carefully hand selected from only the finest Indian Sandstone. This versatile range combines aspirational looks and performance with durability and elegance. Its innovative finish brings to life the charm and characteristics of this natural stone. Choose from paving and walling, coping, edging and steps.

Linear Single Size Packs

1210 x 310 x 22

25
per pack

9.38m²
coverage*

1210 x 210 x 22

25
per pack

6.35m²
coverage*

All

Bespoke services available using Sawn Versuro stone, see pg 122 for more information

✓ Available via order select, see pg 130




££££
LUXURY



Flamed Narias
Silver Birch Multi
Design & Install by IJS Contracting, St Neots.

FLAMED NARIAS®



Autumn Bronze
Multi

Silver Birch
Multi

Eye-catching and strong natural sandstone

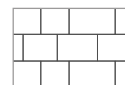
Our hand-selected, eye-catching Indian Sandstone is precision saw cut and flame treated to enhance the distinct character and enrich the natural colour of the stone. The flaming process also provides a rugged surface texture, which is gently softened with a light brushing.

Cut from exceptionally dense sandstone to ensure durability and with sawn edges to provide sleek and lasting good looks. Available in two colour shades this ethically sourced sandstone is equally at home in a traditional or contemporary setting.

✓ Available via order select, see pg 130

Pack Sizes

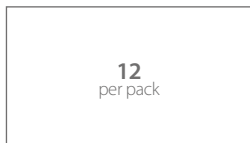
Project Pack - 14.02m² coverage*



Dimensions
in millimetres:

Colours:

785 x 460 x 22



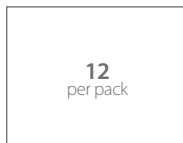
12
per pack

685 x 460 x 22



12
per pack

585 x 460 x 22



12
per pack

485 x 460 x 22



12
per pack

All

*Sizes and coverage are those attained when laid with a 10mm joint.

All products come with specific installation guidelines, see pg 125 for additional product notes.

Full installation guides can be downloaded from our website or contact Group Technical Services on 0333 220 2730.



££££
LUXURY



**Capleton
Grange**
Also shown: Edged with Capleton Pavers, Grange.

CAPLETON®



Grange

Manor



Grange Paver

Manor Paver

Natural limestone with unrivalled warmth and character

The natural variations found in this Turkish Limestone provide unrivalled charm and authenticity, and its high quality and durability make it perfect for any property. Co-ordinating paving, pavers and steps available.

Pack Sizes

Dimensions
in millimetres:

Colours:

Project Pack - 12.44m² coverage*

810 x 510 x 30



8
per pack

710 x 510 x 30



8
per pack

610 x 510 x 30



8
per pack

510 x 510 x 30

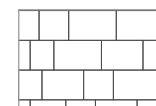


8
per pack

410 x 510 x 30




8
per pack



Pavers Single Size Pack - 14.32m² coverage*

310 x 110 x 30



420
per pack

All

*Sizes and coverage are those attained when laid with a 10mm joint.
All products come with specific installation guidelines, see pg 125 for additional product notes.
Full installation guides can be downloaded from our website or contact Group Technical Services on 0333 220 2730.

✓ Available via order select, see pg 130



£££
PREMIUM



Granite Eclipse

Dark

Also shown: Granite Eclipse, Light border, Summer Lawn, Drystack Veneer Walling.
Design & Install by R & A Garden Landscapes Ltd, Birmingham.

Pack Sizes

Dimensions
in millimetres:

Colours:

Single Size Packs

1209 x 603 x 30

16
per pack
11.66m²
coverage*

906 x 603 x 25

25
per pack
13.66m²
coverage*

603 x 603 x 25

50
per pack
18.18m²
coverage*

603 x 300 x 25

100
per pack
18.09m²
coverage*

803 x 203 x 25

30
per pack
4.89m²
coverage*

All

*Sizes and coverage are those attained when laid with a 6mm joint.

All products come with specific installation guidelines, see pg 125 for additional product notes.

Full installation guides can be downloaded from our website or contact Group Technical Services on 0333 220 2730.

Complete this look

Stoneface Drystack Veneer Walling p95

GRANITE ECLIPSE®



Light

Dark

Graphite

Granite Eclipse

Dark

Also shown: Granite Eclipse, Light border, Summer Lawn, Drystack Veneer Walling.
Design & Install by R&A Garden Landscapes, Birmingham.

Clean cut with a contemporary look

A modern and stylish patio paving with a lightly flamed surface texture means it is extremely slip-resistant and guarantees precision, durability and consistent good looks. Create a truly bespoke look by blending the wide range of different sizes and complementary colours.

Granite Eclipse® Dark features natural veining throughout, giving beautiful character to this natural stone.

Project Pack - 18.12m² coverage*

603 x 603 x 25



24
per pack

603 x 300 x 25

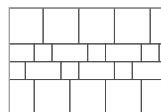


35
per pack

300 x 300 x 25



34
per pack



All

✓ Available via order select, see pg 130




£££
PREMIUM



Casarta Slate
Silver Grey
Design & Install by All Seasons Landscapes, Stockton-on-Tees.

CASARTA SLATE®



Silver Grey

Black

Premium, tactile and durable Brazilian slate

A beautiful large format, high quality slate from Brazil which imparts a luxurious contemporary look. This naturally clean splitting slate has a gentle riven surface texture and is hand selected for colour consistency. Three large sizes can be laid in a random or regular pattern for an ultra modern look.

Pack Sizes

Dimensions
in millimetres:

Colours:

Single Size Packs

810 x 810 x 20

25
per pack
16.4m²
coverage*

810 x 405 x 20

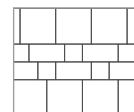
50
per pack
16.4m²
coverage*

405 x 405 x 20

100
per pack
16.4m²
coverage*

All

Project Pack - 18.61m² coverage*



610 x 610 x 20

24
per pack

610 x 305 x 20

35
per pack

305 x 305 x 20

34
per pack

All

*Sizes and coverage are those attained when laid with a 10mm joint.
All products come with specific installation guidelines, see pg 125 for additional product notes.
Full installation guides can be downloaded from our website or contact Group Technical Services on 0333 220 2730.

Complete this look

Sawn Versuro Paving p21,
Sawn Versuro Walling p91

✓ Available via order select, see pg 130



£££
PREMIUM



TOWNGATE®



Brown Multi

Buff Multi

Grey Multi

Towngate
Buff Multi
Design & Install by RT Landscaping & Building Services, Brechin.

Characterful range of value sawn sandstone

This value range of sawn sandstone still provides the charm and character of natural stone, ethically sourced and covered by the Marshalls Stone Standard. Towngate is loosely colour selected, resulting in a more random colour variation once installed.

Pack Sizes

Dimensions
in millimetres:

Colours:

Single Size Packs

915 x 610 x 18

37
per pack
20.65m²
coverage*

610 x 610 x 18

64
per pack
23.81m²
coverage*

610 x 305 x 18

128
per pack
23.81m²
coverage*

All

Project Pack - 20.93m² coverage*

915 x 610 x 18

17
per pack

610 x 610 x 18

17
per pack

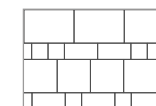
610 x 305 x 18

18
per pack

305 x 305 x 18

19
per pack

All



*Sizes and coverage are those attained when laid with a 10mm joint.
All products come with specific installation guidelines, see pg 125 for additional product notes.
Full installation guides can be downloaded from our website or contact Group Technical Services on 0333 220 2730.



££
MID RANGE

✓ Available via order select, see pg 130



Antique Alverno
Silver Birch Multi

ANTIQUE ALVERNO®



Autumn Bronze
Multi

Silver Birch
Multi

Golden Sand
Multi

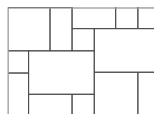
Silver Limestone
Multi

Antique premium quality stone with rich natural colour

An ethically sourced natural stone paving, which is specially processed to achieve a subtly distressed riven finish with soft, timework edges. Unlike many similarly priced natural stone paving products, Antique Alverno is carefully hand-selected to ensure consistent colour.

Pack Sizes

Project Pack - 18.28m² coverage*



855 x 570 x 22

570 x 570 x 22

570 x 285 x 22

285 x 285 x 22

Dimensions
in millimetres:

17
per pack

17
per pack

18
per pack

19
per pack

Colours:

All

*Sizes and coverage are those attained when laid with a 10mm joint.

All products come with specific installation guidelines, see pg 125 for additional product notes.

Full installation guides can be downloaded from our website or contact Group Technical Services on 0333 220 2730.

✓ Available via order select, see pg 130



££
MID RANGE

NATURAL SLATE



Blue

Natural Slate
Blue

Also shown: Alvanley Pavers, Silver Blend.
Design & Install by Central Drives, Rugeley.

Traditional slate with a modern blue twist

The beautiful riven surface of this slate is achieved during the natural splitting process, which is expertly done by skilled stonemasons. The rich aesthetic, deep blue grey colour and sawn edges make this a most striking paving.

Natural slate is an excellent and economical alternative to indigenous British Slate and its versatility and durability make it an extremely popular choice.

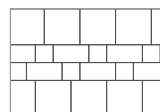
Pack Sizes

Dimensions
in millimetres:

Project Pack - 15.63m² coverage*

610 x 610 x **

24
per pack



610 x 305 x **

24
per pack

305 x 305 x **

24
per pack

**Due to naturally splitting surface,
thickness is between 18-24mm.

*Sizes and coverage are those attained when laid with a 10mm joint.
All products come with specific installation guidelines, see pg 125 for additional product notes.
Full installation guides can be downloaded from our website or contact Group Technical Services on 0333 220 2730.

Complete this look
Alvanley Pavers p31

✓ Available via order select, see pg 130



££
MID RANGE



Limestone Aluri
Rustic Ochre Multi
Design & Install by PJB Groundworks Ltd. Darlington.

LIMESTONE ALURI®



Rustic Ochre Multi

Charcoal

Durable, naturally textured limestone

The beautiful, natural texture of ethically sourced Limestone Aluri creates a truly unique finish in any setting. The lightly riven, even texture combined with its extreme durability is the ideal choice for budget conscious, family friendly gardens.

Pack Sizes

Dimensions
in millimetres:

Colours:

Single Size Packs

855 x 570 x 22

35
per pack
17.06m²
coverage*

Charcoal

570 x 570 x 22

60
per pack
19.49m²
coverage*

Project Pack - 11.69m² coverage*

855 x 570 x 22/25**

9
per pack

All

570 x 570 x 22/25**

8
per pack

570 x 427 x 22/25**

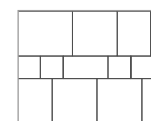
10
per pack

570 x 285 x 22/25**

10
per pack

285 x 285 x 22/25**

8
per pack



**Please note, Charcoal is calibrated to 22mm thickness and Rustic Ochre Multi is calibrated to 25mm.

*Sizes and coverage are those attained when laid with a 10mm joint.

All products come with specific installation guidelines, see pg 125 for additional product notes.

Full installation guides can be downloaded from our website or contact Group Technical Services on 0333 220 2730.

✓ Available via order select, see pg 130



££
MID RANGE



Alvanley Pavers

Silver Blend

Also shown: SYMPHONY Urban, Steel.

Design & Install by Signature Landscapes Design & Build, Altrincham.

Pack Sizes

Dimensions
in millimetres:

Colours:

Single Size Pack - 19.22m² coverage*

305 x 105 x 22

600
per pack

All

*Sizes and coverage are those attained when laid with a 5mm joint.
All products come with specific installation guidelines, see pg 125 for additional product notes.
Full installation guides can be downloaded from our website or contact Group Technical Services on 0333 220 2730.

Complete this look
SYMPHONY Urban p42

ALVANLEY® PAVERS



Buff Blend

Silver Blend

Endless design capabilities with character and charm

Designed for patios, paths or for detailing edgings with a subtle blend of colour variation and tumbled edges. These pavers offer technically superior performance and provide a unique and luxurious finish to any space.

✓ Available via order select, see pg 130



££
MID RANGE



Sylvern
Design & Install by Frinton Tarmacadam & Paving Ltd, Frinton on Sea.

SYLVERN®



Unique colour variation and character

This superb, durable limestone provides a warm grey colour with diverse tones and unique character that can only be found in natural stone. The naturally split surface is subject to a secondary process that provides an attractive clean finish, this coupled with crisp sawn edges is what lends this product to both traditional and contemporary designs.

Pack Sizes

Dimensions
in millimetres:

Single Size Packs

855 x 570 x 22

25
per pack
12.18m²
coverage*

570 x 570 x 22

50
per pack
16.25m²
coverage*

570 x 285 x 22

100
per pack
16.25m²
coverage*

285 x 285 x 22

100
per pack
8.12m²
coverage*

Project Packs - 15.84m² coverage*

855 x 570 x 22

15
per pack

570 x 570 x 22

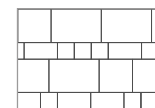
15
per pack

570 x 285 x 22

15
per pack

285 x 285 x 22

15
per pack



*Sizes and coverage are those attained when laid with a 10mm joint.

All products come with specific installation guidelines, see pg 125 for additional product notes.

Full installation guides can be downloaded from our website or contact Group Technical Services on 0333 220 2730.

✓ Available via order select, see pg 130



££
MID RANGE



Indian Sandstone Riven

Brown Multi

Design & Install by P & K Landscape & Building Solutions, Haddington.

INDIAN SANDSTONE RIVEN



Grey Multi

Buff Multi

Brown Multi

Value sandstone paving

Available in three natural colour variations, our ethically sourced Indian Sandstone is a technically robust yet affordable paving that has been hand selected to give a rustic finish which suits just about any residential setting.

Pack Sizes

Dimensions
in millimetres:

Colours:

Single Size Packs

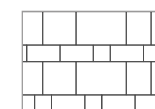
1140 x 570 x 22	855 x 570 x 22	570 x 570 x 22	570 x 285 x 22
30 per pack 19.49m ² coverage*	37 per pack 18.03m ² coverage*	64 per pack 20.79m ² coverage*	128 per pack 20.79m ² coverage*

All

Project Pack - 18.28m² coverage*

855 x 570 x 22	570 x 570 x 22	570 x 285 x 22	285 x 285 x 22
17 per pack	17 per pack	18 per pack	19 per pack

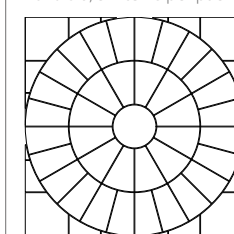
All



2 Ring Circle Pack -

6.33m² coverage**

2840 dia, 37 items per pack



All

**1 centre stone, 12 inner ring, 24 outer ring.

*Sizes and coverage are those attained when laid with a 10mm joint.

All products come with specific installation guidelines, see pg 125 for additional product notes.

Full installation guides can be downloaded from our website or contact Group Technical Services on 0333 220 2730.



£
STANDARD



www.marshalls.co.uk/gardens-and-driveways

PORCELAIN PAVING

SYMPHONY® Urban
Steel
Also shown: Alvanley® Pavers

Scan to view our
full range online





SYMPHONY Plus Classic
Stone Black

SYMPHONY[®] PLUS CLASSIC



Stone Black

Stone
Dark Grey

Stone
Light Grey

Contemporary design to suit all projects

The classic range is comprised of three popular colours and one traditional size, combined with innovation and engineered to be laid on sand for ease of installation.

The design detail of the porcelain tile and plan size of this range have been selected to allow for both contemporary and traditional designs.

Pack Sizes

Single Size Pack - 10.07m² coverage

600 x 600 x 40

Dimensions
in millimetres:

28
per pack

Colours:

All

10mm porcelain

30mm concrete



! IMPORTANT LAYING INFORMATION

This product comes with specific installation guidelines. see pg 125 for additional product notes.
Full installation guides can be downloaded from our website or contact Group Technical Services on 0333 220 2730.

✓ Available via order select, see pg 130



££££
LUXURY



SYMPHONY Plus Urban
Sandstorm

SYMPHONY[®] PLUS URBAN



Asphalt

Putty

Smoke

Sandstorm

Modern aesthetics and colours for all designs

Purposefully chosen to suit a more contemporary setting, with the added benefit of quick and simple installation. The colours, size and distinctive design of the urban range are ideal for those wanting to create a modern look.

Pack Sizes

Single Size Pack - 9.62m² coverage

800 x 800 x 40

Dimensions
in millimetres:

15
per pack

Colours:

All

10mm porcelain

30mm concrete



This product comes with specific installation guidelines. see pg 125 for additional product notes.
Full installation guides can be downloaded from our website or contact Group Technical Services on 0333 220 2730.

✓ Available via order select, see pg 130




££££
LUXURY



SYMPHONY Plus Natural
Mist

SYMPHONY[®] PLUS NATURAL



Mist

Haze

Thunder

Low maintenance natural stone look

Three individual cool grey colours each with aesthetics representative of beautiful natural stone. The two sizes available will allow this range to be used in a multitude of designs.

The innovative design and construction of this paving means it can be laid on a flexible bed, which reduces installation time significantly.

Pack Sizes

Dimensions
in millimetres:

Colours:

Single Size Packs

1200 x 600 x 40

15
per pack
10.79m²
coverage

600 x 600 x 40

28
per pack
10.07m²
coverage

10mm porcelain
30mm concrete



! IMPORTANT LAYING INFORMATION

This product comes with specific installation guidelines. see pg 125 for additional product notes.
Full installation guides can be downloaded from our website or contact Group Technical Services on 0333 220 2730.

✓ Available via order select, see pg 130



££££
LUXURY



SYMPHONY Plus Planks
Sherwood

SYMPHONY[®] PLUS PLANKS



Wychwood

Charnwood

Sherwood

Wooden plank effect across contemporary colours

The SYMPHONY[®] Plus Planks range combines the benefits of using a porcelain product to achieve a timber deck aesthetic with ease of installation.

The realistic natural wood designs and colours will create a stunning look that can blend seamlessly from external to internal designs.

Pack Sizes

Single Size Pack - 10.79m² coverage

1200x300x40

Dimensions
in millimetres:

30
per pack

Colours:

All

10mm porcelain

30mm concrete



! IMPORTANT LAYING INFORMATION

This product comes with specific installation guidelines. see pg 125 for additional product notes.
Full installation guides can be downloaded from our website or contact Group Technical Services on 0333 220 2730.

✓ Available via order select, see pg 130



££££
LUXURY



SYMPHONY Matte
Deco & Carbon

Great for creating a statement design

A unique matte look finish creates a stylish design for your patio. Available in a contemporary large single size and in two solid colours and five decorative tiles which can be mixed and matched allowing for a completely unique look.

Pack Sizes

Single Size Pack - 17.82m² coverage

1000 x 500 x 20

Dimensions
in millimetres:

36
per pack

Colours:

All

All products come with specific installation guidelines, see pg 126 for additional product notes.
Full installation guides can be downloaded from our website or contact Group Technical Services on 0333 220 2730.



Visit Marshalls
YouTube channel to
view the porcelain
installation video

SYMPHONY[®] MATTE

Porcelain Paving



Graphite

Carbon

Cream

Deco

Botanic

Ornate

Vintage

✓ Available via order select, see pg 130



£££
PREMIUM



SYMPHONY Classic

Barley

Also shown: Feature band and Pathway in SYMPHONY Planks.

Top border, Natural Stone Setts, Sawn & Tumbled.

Design & Install by Garden TLC Ltd, Oldham.

Pack Sizes

Dimensions
in millimetres:

Colours:

Single Size Packs

800 x 800 x 20

26
per pack
16.64m²
coverage

1200 x 600 x 20

26
per pack
18.72m²
coverage

600 x 600 x 20

64
per pack
23.04m²
coverage

Buff, Grey, Black

Barley, Blauw, Blue

All

Beta Project Packs - 16.16m² coverage

800 x 800 x 20

14
per pack

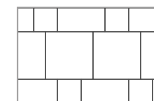
Buff, Grey

800 x 400 x 20

15
per pack

400 x 400 x 20

15
per pack



All products come with specific installation guidelines, see pg 126 for additional product notes.
Full installation guides can be downloaded from our website or contact Group Technical Services on 0333 220 2730.



Visit Marshalls
YouTube channel to
view the porcelain
installation video

SYMPHONY® CLASSIC



Barley

Buff

Grey

Blauw

Blue


Black

SYMPHONY Classic

Blue

Also shown: Feature band and walls Sawn Versuro Linear Paving.
Design & Install by D Stapleton Brickwork, Rochdale.

Sigma Project Packs - 16.89m² coverage



900 x 600 x 20

600 x 600 x 20

600 x 300 x 20

300 x 300 x 20

13
per pack

18
per pack

9
per pack

19
per pack

Barley, Blauw, Blue

Eye-catching elegant porcelain paving

The classic range is available in six contemporary colours, each with slight tonal variations giving a trendy, unique appearance. A selection of co-ordinated paving tile sizes are available, allowing for a variety of laying patterns to be achieved.

✓ Available via order select, see pg 130



£££
PREMIUM



SYMPHONY Urban

Ash

Design & Install by A Dunlop Landscapes, Prestwick.

SYMPHONY[®] URBAN



Clay

Stone

Ash

Steel

A striking industrial-look porcelain paving

Designed to create an industrial and contemporary look, marrying modern design and sizes alongside the benefits of our classic porcelain paving. SYMPHONY Urban guarantees to provide a wow factor wherever it is used.

Pack Sizes

Single Size Pack - 16.64m² coverage

800 x 800 x 20

Dimensions
in millimetres:

26
per pack

Colours:

All

All products come with specific installation guidelines, see pg 126 for additional product notes.
Full installation guides can be downloaded from our website or contact Group Technical Services on 0333 220 2730.



Visit Marshalls
YouTube channel to
view the porcelain
installation video

✓ Available via order select, see pg 130



£££
PREMIUM



SYMPHONY Natural
Copper
Design & Install by Harpenden Block Paving Co, Harpenden.

SYMPHONY[®] NATURAL



Emperador

Senna

Ivory

Basalt

Copper

Capturing the characteristics of natural stone

The SYMPHONY Natural range offers designs that capture characteristics of natural stone, whilst boasting the benefits of a porcelain tile. This paving is perfect to use in those more shaded areas where natural stone may not be as well suited.

Pack Sizes

Dimensions
in millimetres:

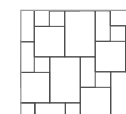
Colours:

Single Size Packs

1200 x 600 x 20	900 x 600 x 20	600 x 600 x 20
26 per pack 18.72m² coverage	40 per pack 21.60m² coverage	64 per pack 23.04m² coverage
Ivory, Copper, Basalt	Senna, Emperador	Senna, Ivory, Copper, Basalt

Project Pack - 16.89m² coverage

900 x 600 x 20	600 x 600 x 20	600 x 300 x 20	300 x 300 x 20
13 per pack	18 per pack	9 per pack	19 per pack
Senna, Copper			



All products come with specific installation guidelines, see pg 126 for additional product notes.
Full installation guides can be downloaded from our website or contact Group Technical Services on 0333 220 2730.



Visit Marshalls
YouTube channel to
view the porcelain
installation video



£££
PREMIUM

✓ Available via order select, see pg 130



SYMPHONY Planks
Corrado

SYMPHONY[®] PLANKS



Hampton

Corrado

Birch

Cherry

Oak

Pack Sizes

Single Size Packs

1200 x 300 x 20

48
per pack
17.28m²
coverage

1200 x 200 x 20

90
per pack
21.6m²
coverage

Dimensions
in millimetres:

Colours:

All

A soft wooden plank look, that's serious about low maintenance

All the aesthetic benefits of wood planking with none of the associated performance issues, SYMPHONY Planks Paving will not rot or splinter. Excellent slip-resistant performance and a high resistance to moss and algae growth means it is a long lasting, attractive and natural solution that is available in two sizes.

All products come with specific installation guidelines, see pg 126 for additional product notes.
Full installation guides can be downloaded from our website or contact Group Technical Services on 0333 220 2730.



Visit Marshalls
YouTube channel to
view the porcelain
installation video

✓ Available via order select, see pg 130



£££
PREMIUM



SYMPHONY Elements

Metallic Brown

Also shown: SYMPHONY Elements, Metallic Pearl and Teal.

Bold paving to create stunning designs

Purposely selected for their bold aesthetics, SYMPHONY Elements combines the beauty of authentic metals with the long-lasting benefits of porcelain. The Metallic collection uses cool and contemporary finishes that embody shining metal, whilst Corten replicates metals which have been exposed to the elements, highlighting their weathered texture and blend of shimmering colour.

Pack Sizes

Dimensions
in millimetres:

Colours:

Single Size Pack - 17.82m² coverage

1000 x 500 x 20



All


All products come with specific installation guidelines, see pg 126 for additional product notes.
Full installation guides can be downloaded from our website or contact Group Technical Services on 0333 220 2730.



Visit Marshalls
YouTube channel to
view the porcelain
installation video

SYMPHONY[®] ELEMENTS

Metallic




Metallic Brown

Metallic Grey

Metallic Pearl

Metallic Teal

Corten



Corten Bronze

Corten Cobalt

Corten Copper

Corten Iron



£££
PREMIUM



SYMPHONY Lapis
Beige

SYMPHONY® LAPIS



Anthracite

Beige

Grey

Neutral colour tones with an elegant pebble design

Boasting all of the beauty of classic sedimentary stone, typically found within the Italian Lombardy region, SYMPHONY Lapis combines a prestigious look and feel with all of the benefits of a modern, low maintenance porcelain paving.

The distinguished pebble design has an understated terrazzo charm, available in a choice of neutral colour tones to create a relaxed and timeless outdoor space.

Pack Sizes

Single Size Pack - 28.8m² coverage

800 x 800 x 20

Dimensions
in millimetres:

45
per pack

Colours:

All

All products come with specific installation guidelines, see pg 126 for additional product notes.
Full installation guides can be downloaded from our website or contact Group Technical Services on 0333 220 2730.



Visit Marshalls
YouTube channel to
view the porcelain
installation video



£££
PREMIUM



Motus
Graphite

MOTUS



Cream

Graphite

Grey

Slate

Taking inspiration from natural stone, with the durability of porcelain

This beautiful modern porcelain range provides an understated elegance whilst maintaining the charm of natural stone. Easy to maintain and with exceptional strength, Motus is ideal for a calming yet chic outdoor space.

Pack Sizes

Dimensions
in millimetres:

Colours:

Single Size Packs

1200 x 600 x 20

30
per pack
21.6m²
coverage

600 x 600 x 20

64
per pack
23.04m²
coverage

All

All products come with specific installation guidelines, see pg 126 for additional product notes.
Full installation guides can be downloaded from our website or contact Group Technical Services on 0333 220 2730.



Visit Marshalls
YouTube channel to
view the porcelain
installation video



££
MID RANGE



Ardara
Grey

ARDARA



Ash

Grey

Bringing together elements of industrial concrete to create a contemporary architectural style

This large format paving has been produced using high quality raw materials to re-create that polished concrete look. Technically very strong and hard wearing, with extremely low water absorption, Ardara provides a simple but stylish feel to any space.

Pack Sizes

Single Size Packs

1200 x 600 x 20

Dimensions
in millimetres:

30
per pack
21.6m²
coverage

Colours:

All

All products come with specific installation guidelines, see pg 126 for additional product notes.
Full installation guides can be downloaded from our website or contact Group Technical Services on 0333 220 2730.



Visit Marshalls
YouTube channel to
view the porcelain
installation video



££
MID RANGE



Arrento
Silver
Design & Install by All Seasons Landscape, Stockton-on-Tees.

ARRENTO®



Stylish low maintenance indoor and outdoor choice

This elegant paving exhibits class leading strength and technical ability beneath its elegant designs. Arrento porcelain is exceedingly practical requiring minimal maintenance as it absorbs little or no moisture, offering few opportunities for moss and algae growth. Ideal in a variety of settings.

Pack Sizes

Dimensions
in millimetres:

Colours:

Single Size Packs

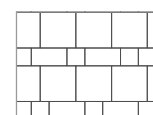
900 x 600 x 20	600 x 600 x 20
48 per pack 25.92m ² coverage	64 per pack 23.04m ² coverage

Cream, Silver, Grey, Black All

Project Pack - 15.12m² coverage

600 x 600 x 20	600 x 300 x 20	300 x 300 x 20
24 per pack	24 per pack	24 per pack

All



All products come with specific installation guidelines, see pg 126 for additional product notes.
Full installation guides can be downloaded from our website or contact Group Technical Services on 0333 220 2730.



Visit Marshalls
YouTube channel to
view the porcelain
installation video



££
MID RANGE

CONCRETE PAVING

Organa®
Linen

Scan to view our
full range online





WOODSTONE®



Coppice Brown

Driftwood

All the beauty of real wood replicated in durable concrete

Woodstone is almost indistinguishable from genuine old timber, offering a sought-after weathered appearance of real timber, that will never rot, warp or splinter. Made from high-strength concrete, Woodstone lends itself to natural settings where other paving may look intrusive.

Pack Sizes

Dimensions in millimetres:

Colours:

Single Size Plank Packs

900 x 225 x 50

675 x 225 x 50

40
per pack
8.1m²
coverage

40
per pack
6.0m²
coverage

All

Single Size Setts Pack

- 2m² coverage

225 x 225 x 50

40
per pack

Driftwood

Single Size Logs Pack

300-450 dia x 40-75

60
per pack

All

Woodstone Post Packs

- Intermediate Post & Corner Post

	Size mm	No. per pack
Intermediate Post and Corner Post	150 x 150 x 650	8

Driftwood

All products come with specific installation guidelines, see pg 126 for additional product notes.
Full installation guides can be downloaded from our website or contact Group Technical Services on 0333 220 2730.

✓ Available via order select, see pg 130



£££
PREMIUM



Argent
Smooth Light
Also shown: Argent Walling and Coping, Dark. Granite Eclipse Bullnose Steps.

ARGENT®



Smooth Luna

Smooth Light

Coarse Light

Smooth Dark

Coarse Dark

Pack Sizes

Single Size Packs

600 x 600 x 38

25
per pack
9.0m²
coverage

600 x 450 x 38

25
per pack
6.8m²
coverage

450 x 450 x 38

56
per pack
11.3m²
coverage

400 x 400 x 38

60
per pack
9.6m²
coverage

600 x 200 x 38

25
per pack
3.0m²
coverage

Dimensions
in millimetres:

Colours:

All

Stylish granite alternative with premium grade aggregates

Contemporary chic paving that brings together an attractive blend of high quality granite aggregates to create a smart, sophisticated and modern finish. Ideal for creating a host of geometric patio patterns, with a full range of co-ordinating hard landscaping products for the perfect finish.

✓ Available via order select, see pg 130

All products come with specific installation guidelines, see pg 126 for additional product notes.
Full installation guides can be downloaded from our website or contact Group Technical Services on 0333 220 2730.

Complete this look
Walling p97, Copings p102



£££
PREMIUM



Heritage
Yorkstone
Also shown: Heritage Coping.

HERITAGE®



Yorkstone

Old Yorkstone

Weathered
Yorkstone

Calder Brown

Elegant riven sandstone alternative

Heritage is cast from split stone flags with mason fettled edges. Versatile and elegant, this range offers a popular and attractive riven paving choice, with all the charm of genuine newly quarried Yorkstone.

Pack Sizes

Dimensions
in millimetres:

Colours:

Single Size Packs

600 x 600 x 38

22
per pack
7.9m²
coverage

600 x 450 x 38

22
per pack
5.9m²
coverage

450 x 450 x 38

44
per pack
8.9m²
coverage

600 x 300 x 38

44
per pack
7.9m²
coverage

300 x 300 x 38

44
per pack
4.0m²
coverage

All

All products come with specific installation guidelines, see pg 126 for additional product notes.
Full installation guides can be downloaded from our website or contact Group Technical Services on 0333 220 2730.

Complete this look

Copings p102



£££
PREMIUM

✓ Available via order select, see pg 130



www.marshalls.co.uk/gardens-and-driveways



Perfecta
Buff
Design & Install by Exotic Landscapes Ltd, Bracknell.

PERFECTA®



Natural

Buff

Blended with hard Yorkstone aggregates for a smooth finish

Offering a smooth, ground terrazzo look at an affordable price. Perfecta is designed to complement all property styles, featuring visible Yorkstone aggregates with a smooth finish.

Pack Sizes

Dimensions
in millimetres:

Colours:

Single Size Packs

600 x 600 x 35

30
per pack
10.8m²
coverage

450 x 450 x 35

60
per pack
12.2m²
coverage

All

All products come with specific installation guidelines, see pg 126 for additional product notes.
Full installation guides can be downloaded from our website or contact Group Technical Services on 0333 220 2730.

✓ Available via order select, see pg 130



££
MID RANGE



Organa
Cotton
Also shown: Stoneface Drystack Veneer Walling.

ORGANA®



Cotton

Hessian

Linen

Subtle colours with a natural style

Inspired by nature and the great outdoors, this paving has an attractive riven surface designed to complement modern landscaping design. Designed to deliver long-lasting, durable performance as well as a pleasing aesthetic to any patio. Available in our best-selling plan sizes and a subtle colour palette ranging from light to dark cream, with a rich natural tone.

Pack Sizes

Dimensions
in millimetres:

Colours:

Single Size Packs

600 x 600 x 35

30
per pack
10.8m²
coverage

450 x 450 x 35

60
per pack
12.2m²
coverage

All

All products come with specific installation guidelines, see pg 126 for additional product notes.
Full installation guides can be downloaded from our website or contact Group Technical Services on 0333 220 2730.

Complete this look
Drystack Veneer Walling p95


✓ Available via order select, see pg 130



££
MID RANGE



SAXON®



A trusted favourite for everyday living

Combines the functionality and durability of concrete paving with a distinctive and hardwearing textured finish. Using a blend of Yorkstone aggregate the practical, textured non-slip surface of Saxon is a popular choice with families UK wide. Matching edges are available to achieve an attractive and co-ordinated end result.

Pack Sizes

Single Size Packs

600 x 600 x 35



450 x 450 x 35



600 x 300 x 35



300 x 300 x 35



Dimensions
in millimetres:

Colours:

All

All products come with specific installation guidelines, see pg 126 for additional product notes.
Full installation guides can be downloaded from our website or contact Group Technical Services on 0333 220 2730.

✓ Available via order select, see pg 130



££
MID RANGE



FIREDSTONE®



Fired York

Dusk

Sunrise

Autumn

All the charm of natural stone
with the durability of concrete

Stylish and versatile paving, moulded from original flame treated and hand crafted flagstones. With an attractive colour palette and a light, tactile texture, Firedstone is designed to brighten and enhance even the shadiest of garden spaces.

Pack Sizes

Dimensions
in millimetres:

Colours:

Single Size Packs

600 x 600 x 38



600 x 300 x 38



300 x 300 x 38



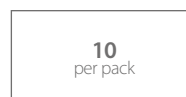
All

Project Pack - 5m² coverage

600 x 600 x 38



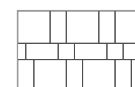
600 x 300 x 38



300 x 300 x 38



All



All products come with specific installation guidelines, see pg 126 for additional product notes.
Full installation guides can be downloaded from our website or contact Group Technical Services on 0333 220 2730.

✓ Available via order select, see pg 130



££

MID RANGE



Textured Utility
Natural

TEXTURED UTILITY



Buff

Natural

Charcoal

Practical option for basic areas

The ideal paving for utility areas around the home. This budget choice is hardwearing with a slight textured finish to add character.

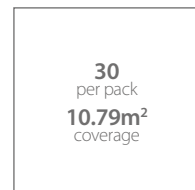
Pack Sizes

Dimensions
in millimetres:

Colours:

Single Size Pack

600 x 600 x 32



450 x 450 x 32




All

All products come with specific installation guidelines, see pg 126 for additional product notes.
Full installation guides can be downloaded from our website or contact Group Technical Services on 0333 220 2730.



£
STANDARD

UTILITY



Pendle,
Charcoal

Richmond,
Buff

Pendle,
Buff

Richmond,
Natural

Pendle,
Natural

No nonsense utility paving

Utility paving offers a hardwearing and effective solution when basic paving is all that is required. Available in two surface finishes; Pendle is riven, whilst Richmond is flat. Not suitable for decorative areas.



Utility
Pendle, Buff

Pack Sizes

Dimensions
in millimetres:

Colours:

Single Size Packs

600 x 600 x 38

25
per pack
9m²
coverage

450 x 450 x 32

60
per pack
13m²
coverage

All

All products come with specific installation guidelines, see pg 126 for additional product notes.
Full installation guides can be downloaded from our website or contact Group Technical Services on 0333 220 2730.



£
STANDARD