

# NATURAL STONE WALLING

Stoneface® Drystack Veneer Walling  
Copper Slate

Scan to view our  
full range online







### Sawn Versuro Walling

Caramel Cream Multi

Also shown: Autumn Bronze Multi feature band.  
Sawn Versuro Paving, Caramel Cream Multi.

# SAWN VERSURO®



Golden Sand Multi

Caramel Cream Multi

Autumn Bronze Multi

Silver Multi

## A luxurious contemporary choice

Elegant Sawn Versuro walling will enhance any garden setting. Made from the same ethically sourced quartzite Indian Sandstone as the Jumbo Sawn Versuro paving range to give a perfectly co-ordinated finish.

### Pack Sizes

Dimensions  
in millimetres:

Colours:

### Project Pack - 4.26m<sup>2</sup> coverage\*

505 x 105 x 100	405 x 105 x 100	305 x 105 x 100	205 x 105 x 100
28 per pack	28 per pack	28 per pack	32 per pack

All

### Straight Coping



All

\*Sizes and coverage are those attained when laid with a 5mm joint.  
All products come with specific installation guidelines, see pg 129 for additional product notes.  
Full installation guides can be downloaded from our website or contact Group Technical Services on 0333 220 2730.



££££  
LUXURY

✓ Available via order select, see pg 130





**Traditional Natural Stone**  
Pitched Face Walling/Silver Birch  
Design & Install by Perfect Paving Ltd, Keston.

# TRADITIONAL NATURAL STONE



Pitched Face,  
Silver Birch

Pitched Face,  
Autumn Bronze

Tumbled,  
Silver Birch

Tumbled,  
Autumn Bronze

## Pack Sizes

Dimensions  
in millimetres:

Colours:

### Tumbled Project Pack - 4.67m<sup>2</sup> coverage\*

310 x 100 x 70

**215**  
per pack

230 x 100 x 70

**290**  
per pack

All

### Pitched Project Pack - 4.67m<sup>2</sup> coverage\*

310 x 100 x 70

**215**  
per pack

230 x 100 x 70

**290**  
per pack

All

\*Sizes and coverage are those attained when laid with a 10mm joint.

All products come with specific installation guidelines, see pg 129 for additional product notes.

Full installation guides can be downloaded from our website or contact Group Technical Services on 0333 220 2730.

## The classic, rustic walling choice

A beautiful pitched or tumbled finish, providing the perfect choice for traditional yet striking walling designs. Made from ethically sourced sandstone, hand-selected for colour consistency and designed to blend perfectly with Marshalls natural stone paving products.

✓ Available via order select, see pg 130



££££  
LUXURY


Pitched Face Walling is faced on one side and two ends.

Tumbled Walling is faced on all sides.






# STONEFACE® TEXTURED



Golden Sand  
Multi



Silver Birch  
Multi

## Stoneface Textured

Also shown: Versuro Sawn Antique Silver Bullnose Steps as coping and Always Green, Playing Fields.

## Create striking feature walls with texture and depth

This stunning walling comes in a mix of smooth and textured finishes, with a variety of lengths, widths and thicknesses creating a truly unique looking walling.

The mix in textures creates a more subtle colour blend creating a stunning and soft looking feature wall area.

For simple installation, the correct amount of primer and adhesive will be supplied with each pack.

## Pack Sizes

Dimensions  
in millimetres:

Colours:

### Project Pack - 1.35m<sup>2</sup> coverage

Box A = 0.54m<sup>2</sup>

Box B = 0.45m<sup>2</sup>

Box C = 0.36m<sup>2</sup>



18  
pieces



17  
pieces



11  
pieces

Thickness calibrated to 15mm +/- 1.5mm.  
Min order 1 kit only. 1 Kit will contain box A, B  
and C\* including primer.

All

All products come with specific installation guidelines, see pg 129 for additional product notes.  
Full installation guides can be downloaded from our website or contact Group Technical Services on 0333 220 2730.



£££  
PREMIUM



**Stoneface Sawn Veneer**  
Silver Multi  
Also shown: Argent Dark Coping and Always Green, Summer Lawn.

# STONEFACE® SAWN VENEER



**Golden Sand Multi**  
**Caramel Cream Multi**  
**Autumn Bronze Multi**  
**Silver Multi**

## Pack Sizes

**Project Pack** - 0.6m<sup>2</sup> coverage

Dimensions  
in millimetres:

Colours:

500 x 100 x 15	400 x 100 x 15	300 x 100 x 15	200 x 100 x 15	100 x 100 x 15
4 per pack	4 per pack	4 per pack	4 per pack	4 per pack

All

## Simple and striking contemporary elegance

These beautiful natural stone veneers have been designed as cladding for existing or purpose built flat walls, combining all the aesthetics of sawn stone walling with the ease of the Stoneface installation method. Hand selected for a consistently matched colour blend that co-ordinates perfectly with all of the Sawn Versuro range.

For simple installation, the correct amount of primer and adhesive will be supplied with each pack.

All products come with specific installation guidelines, see pg 129 for additional product notes.  
Full installation guides can be downloaded from our website or contact Group Technical Services on 0333 220 2730.

**Complete this look**  
Copings p102, Steps p104




**£££**  
PREMIUM





# STONEFACE® DRYSTACK VENEER



Copper Slate


Harvest Mix  
Quartzite

Oyster Quartzite

Slate Dusk

Nero Quartzite

Slate Verte

Nero Quartzite  
Mirror

Stoneface® Drystack Veneer

Nero Quartzite

Design &amp; Install by Landscapia Ltd, Stourbridge.

## Pack Sizes

Dimensions  
in millimetres:

Colours:

### Single Size Pack - 0.5775m<sup>2</sup> coverage

150 x 550



7  
per pack

All

### Corner Pieces

Thickness calibrated  
to 15mm +/- 1.5mm.

150 x 550



7  
per pack

Copper Slate, Harvest Mix Quartzite,  
Oyster Quartzite, Nero Quartzite, Slate Verte

## A beautifully eye-catching focal point

Achieve a stunning finish that transforms existing or purpose built flat walls quickly and easily. These attractive natural stone veneers use a clever Z-cut panel format to disguise joint lines for a seamless effect. Choose from a multi colour tone, solid colour or finished with brushed aluminium 'mirror effect pieces', all of which have a natural Quartzite finish that sparkles in the sun.

For simple installation, the correct amount of primer and adhesive will be supplied with each pack.

All products come with specific installation guidelines, see pg 129 for additional product notes.  
Full installation guides can be downloaded from our website or contact Group Technical Services on 0333 220 2730.

**Complete this look**

Copings p102, Steps p104

✓ Available via order select, see pg 130



**£££**  
PREMIUM



# CONCRETE WALLING

**Marshalite®**

Pitched Face Ash Multi

Also shown: Argent Coping, Dark.

Scan to view our  
full range online








**Argent Walling**  
**Light**  
 Also shown: Argent Coping, Light.  
 Design & Install by Habitat Landscapes Ltd, Bedford.

# ARGENT®



Light

Dark

## Stylish granite look for a contemporary design

Clean lines, cool grey colours and an attractive granite texture with sparkle give Argent walling a modern look and feel. This walling is the perfect partner for all other Argent products, creating a distinctive and cohesive finish.

### Pack Sizes

**Single Size Pack** - 6.1m<sup>2</sup> coverage

440 x 100 x 140

Dimensions  
in millimetres:

**90**  
per pack

Colours:

All

All products come with specific installation guidelines, see pg 129 for additional product notes.  
 Full installation guides can be downloaded from our website or contact Group Technical Services on 0333 220 2730.

**Complete this look**  
 Copings p102, Borders p114,  
 an external thin bed adhesive



**£££**  
**PREMIUM**

✓ Available via order select, see pg 130





Croft Stone Walling  
Weathered

# CROFT STONE®



Buff

Weathered

## Unique easy-build walling

Designed specifically for the construction of small retained planter walls, Croft Stone walling is the perfect DIY choice. With no mortar required, the walls can be built and rebuilt to suit individual designs. Easy to construct with only one block size.

### Pack Sizes

**Single Size Pack** - 2.7m<sup>2</sup> coverage

300 x 170 x 100

Dimensions  
in millimetres:

**90**  
per pack

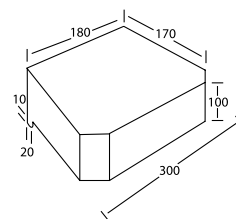
Colours:

All

#### Number of units required per linear measure

Number of Courses	Length of Croft Wall				
	1.2m	2.4m	3.6m	4.8m	6m
1	4	8	12	16	20
2	8	16	24	32	40
3	12	24	36	48	60
4	16	32	48	64	80
5	20	40	60	80	100
6	24	48	72	96	120

No. of blocks required



Depth of each course 100mm

✓ Available via order select, see pg 130



**£££**  
PREMIUM

All products come with specific installation guidelines, see pg 129 for additional product notes.  
Full installation guides can be downloaded from our website or contact Group Technical Services on 0333 220 2730.





**Marshalite**  
Pitched Face Ash Multi  
Also shown: Argent Coping, Dark.

# MARSHALITE®



Rustic, Buff

Rustic, Ash Multi

Pitched Face, Buff

Pitched Face, Ash Multi

Split Face, Buff

## A versatile choice for any space

Available in three natural and authentic stone finishes, a range of sizes and two attractive colours, Marshalite walling offers a versatile and effective choice to complement all garden design schemes.

Pack Sizes	Split Single Size Packs			Pitched Single Size Packs			Rustic Single Size Packs	
Dimensions in millimetres:	440 x 100 x 140	300 x 100 x 65	220 x 100 x 65	440 x 100 x 140	300 x 100 x 65	220 x 100 x 65	300 x 100 x 65	220 x 100 x 65
	90 per pack 6.1m <sup>2</sup> coverage	297 per pack 6.9m <sup>2</sup> coverage	360 per pack 6.2m <sup>2</sup> coverage	90 per pack 6.1m <sup>2</sup> coverage	297 per pack 6.9m <sup>2</sup> coverage	360 per pack 6.2m <sup>2</sup> coverage	297 per pack 6.9m <sup>2</sup> coverage	320 per pack 5.5m <sup>2</sup> coverage
Colours:	Buff			All			All	

Please note the majority of these units are faced on one side only.  
All products come with specific installation guidelines, see pg 129 for additional product notes.  
Full installation guides can be downloaded from our website or contact Group Technical Services on 0333 220 2730.

✓ Available via order select, see pg 130



**£££**  
PREMIUM



www.marshalls.co.uk/gardens-and-driveways





### Tegula Walling

Traditional

Also shown: Heritage Coping/Old Yorkstone.

Installed by Brockstone Landscape Construction Ltd, Liverpool.

# TEGULA



Traditional

## Add instant character to your property

Tegula walling features a high quality, rustic appearance designed to bring instant character to any property. The perfect combination to our popular Drivesett® Tegula® driveway paving.

### Pack Sizes

#### Single Size Packs

Dimensions  
in millimetres:

440 x 100 x 140

80  
per pack  
5.5m<sup>2</sup>  
coverage

300 x 100 x 65

240  
per pack  
5.6m<sup>2</sup>  
coverage

220 x 100 x 65

320  
per pack  
5.52m<sup>2</sup>  
coverage

Faced on one side only.

All products come with specific installation guidelines, see pg 129 for additional product notes.

Full installation guides can be downloaded from our website or contact Group Technical Services on 0333 220 2730.

*Complete this look*

Copings p102

✓ Available via order select, see pg 130



£££  
PREMIUM





# OLD MILL<sup>®</sup> BRICK



Sunset

## Charming traditional handmade bricks

Recreating the timeless, warm look of quality crafted brickwork, Old Mill Brick is made from clay and offers the character and beauty found in historic handmade bricks, with the strength and durability of modern brick.

### Pack Sizes

**Single Size Pack** - 7.7m<sup>2</sup> coverage

215 x 102.5 x 65

Dimensions  
in millimetres:

**452**  
per pack

Faced on one side and one end.  
All products come with specific installation guidelines, see pg 129 for additional product notes.  
Full installation guides can be downloaded from our website or contact Group Technical Services on 0333 220 2730.

✓ Available via order select, see pg 130



**££**  
MID RANGE



# COPINGS & CAPS

Argent® Coping

Dark

Also shown: Sawn Versuro® walling.

Scan to view our  
full range online





DRIVESETT®, Traditional (TR)



HERITAGE®, Old Yorkstone (OY)

P



ARGENT®, Dark (DK)

D E P W



ARGENT®, Light (LT)

D E P W



PRECAST, Off White (OW)



HERITAGE®, Yorkstone (Y)

P



SAXON®, Buff (B)

P

**Key**

Also available as:

Driveways

D

Paving

P

Edging

E

Walling

W

## Practical and stylish finishes for all walling projects

Choose from co-ordinating or contrasting coping colours and finishes to cap off your walls and pillars. As well as completing the walling look, they are an essential component to protect the structure from water damage.

	Sizes mm (nominal)	No. items/ pack	m /pack	Colours	Order Select*
Argent Coping					
Single Size Packs	600 x 136 x 50	50	30.5	LT, DK	✓
	600 x 272 x 50	25	15.3		
Drivesett Coping					
Single Size Pack	600 x 300 x 45	20	6*	TR	✓
Heritage Coping					
Single Size Pack	600 x 300 x 38	44	34.2	Y,OY	✓

	Sizes mm (nominal)	No. items/ pack	m /pack	Colours	Order Select*	
Precast Coping & Caps						
Coping Single Size Packs	600 x 140 x 50 to 30	56	33.6	OW	✓	
	600 x 280 x 50 to 30	27	16.2			
Pillar Caps Single Size Packs	380 x 380 x 76 to 32	24	N/A			✓
	280 x 280 x 63 to 32	48				
Saxon Coping						
Coping Single Size Packs	600 x 136 x 50	50	30.5	B	✓	
	600 x 272 x 50	25	15.3	B		

\*For Order Select details see p130

All products come with specific installation guidelines, see pg 129 for additional product notes.  
Full installation guides can be downloaded from our website or contact Group Technical Services on 0333 220 2730.

See Bespoke pages for alternative stone copings p122





# BULLNOSE STEPS

Sawn Versuro® Bullnose Steps  
Caramel Cream Multi

Scan to view our  
full range online





Sawn Versuro®, Caramel Cream Multi (CCM)



Lazaro® Marble, Pearl (P)



Granite Eclipse®, Light (EL)



Sawn Versuro®, Golden Sand Multi (GSM)



Lazaro® Marble, Ocean (O)



Granite Eclipse®, Dark (ED)



Sawn Versuro®, Autumn Bronze Multi (ABM)



Casarta Slate®, Silver Grey (SG)†



Granite Eclipse®, Graphite (GR)



Sawn Versuro®, Antique Silver Multi (ASM)



Casarta Slate®, Black (B)†



Capleton®, Grange (G)



Capleton®, Manor (M)



## Handcrafted stone steps for a beautifully co-ordinated finish

Beautifully hand finished bullnosed natural stone steps. Available in various colours of sandstone, granite, marble, limestone and slate. All available as complete step kits with additional centre pieces, the steps co-ordinate perfectly with their equivalent stone range providing a crafted elegance for a professional finish.

	Sizes mm (nominal)	No. items/ pack	Colours	Order Select*
10 Step Kit				
Centre Stone	560 x 350 x 50 <sup>†</sup>	10	CCM, GSM, ABM, ASM, P, O, SG <sup>†</sup> , B <sup>†</sup> EL, ED, GR, G, M	✓
Corner Radius	350 x 350 x 50 <sup>†</sup>	20		
Centre Stone Pack				
Centre Stone	560 x 350 x 50 <sup>†</sup>	30	CCM, GSM, ABM, ASM, P, O, SG <sup>†</sup> , B <sup>†</sup> EL, ED, GR, G, M	✓**

\*Order Select is supplied in Single Step Kits (A Single Step Kit comprises; 1 x Centre Stone and 2 x Corner Radius). See p130 for details.

\*\*Centre stones are also available as Order Select as well as Step Kits.

<sup>†</sup>Casarta Slate steps are 40mm thick.



All products come with specific installation guidelines, see pg 129 for additional product notes.  
Full installation guides can be downloaded from our website or contact Group Technical Services on 0333 220 2730.