

1	2	3
ITEM NAME		ITEM CODE
Verso 1200 Block Mount Planter - WPC		VR-PL-00001
Verso 1200 Block Mount Planter - FSC Timber		VR-PL-00002

PRODUCT SPECIFICATION

MATERIAL:
Concrete

FINISH:
Silver Grey

FIXING TYPE:
Root Fix Foundation

APPROX WEIGHT:
PLANTER FRAME - 150 kg
PLANTER LINER - 35 kg
(TOTAL - 185 kg)

CAPACITY - 140 Litres

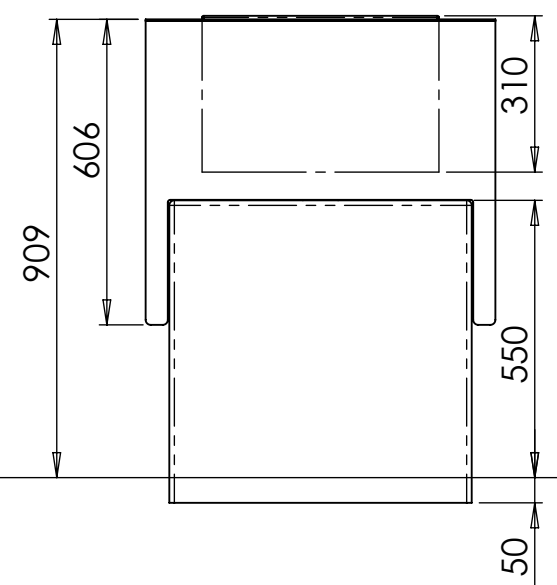
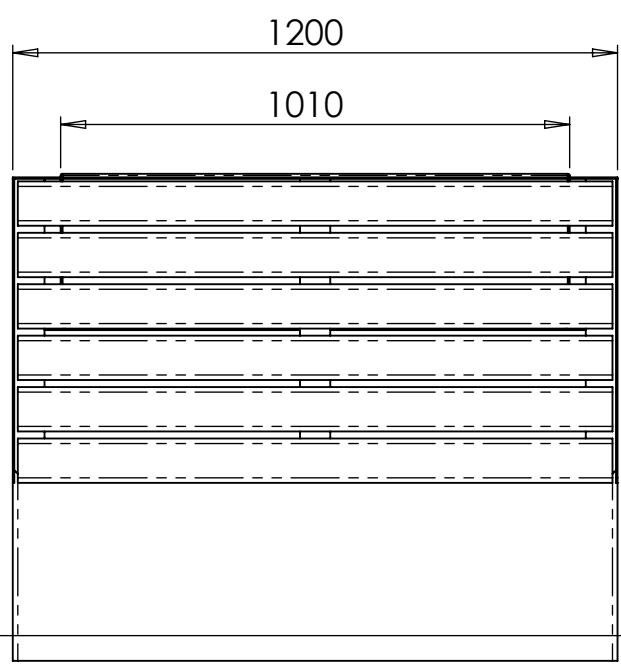
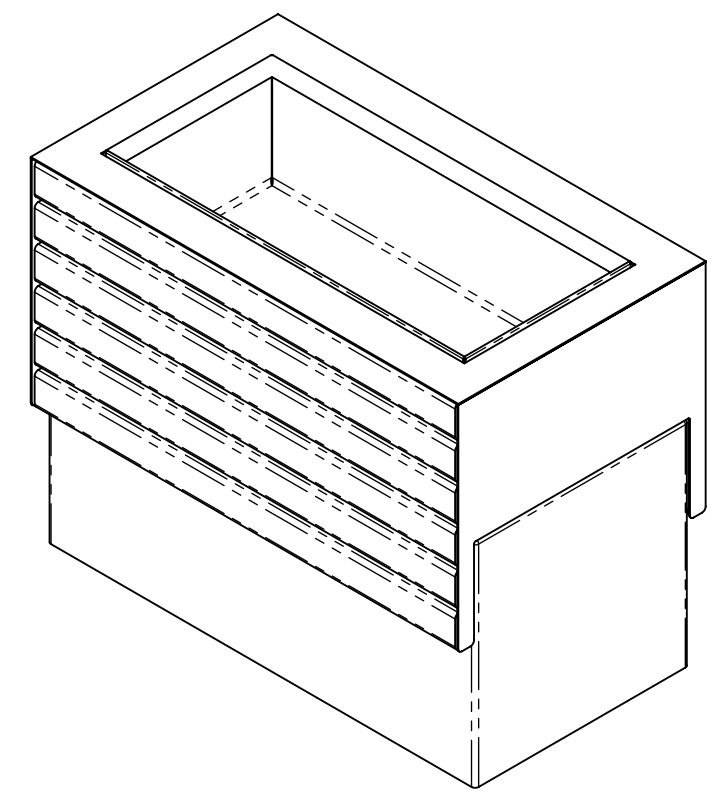
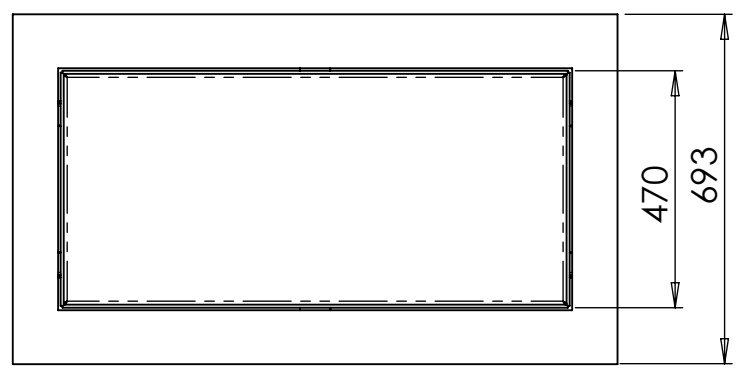
FOUNDATIONS:

Concrete grade C16/20 mass fill **1200 x 600 x 250**.

Ground to be flat and level.
Ensure ground has sufficient load bearing capability to support the weight of the product. Where adverse site conditions are met professional advice to be sought.

INSTALLATION:

1. Install 1200 Concrete block with chosen protective rating.
2. Sling product via RSA Angle at base of product.
3. Lower planter body onto concrete block.
4. Mark hole positions onto concrete and remove planter.
5. Drill holes and insert Hilti Drop in Anchors (4 off)
6. Reposition Planter body and secure using M8 Screw (4 off) + M8 Washers (4 off).
7. Drop planter liner into body.



For operation and maintenance please refer to the **Marshalls Street Furniture Maintenance Guide**.

Unless otherwise stated: All Dimensions are in Millimetres
Marshalls PLC reserves the right to change the specifications of any product detailed without prior notice.

Rev	Init	Revision Notes	ER No.	Date
A	HP	1st Release		07/07/2021

Title:
Verso 1200 Block Mount Planter - FSC Timber

Drawing No:
PS-VR-PL-00002

	Premier Way, Lowfields Business Park, Elland, Halifax, West Yorks, HX5 9HT	TEL: 0870 600 2426 EMAIL: mst.sales@marshalls.co.uk www.marshalls.co.uk/commercial

DRAWN BY: HP **DATE:** 07/07/2021

DO NOT SCALE DRAWING **REVISION:** [A]

SCALE: 1:15@A3 **SHEET:** 1 of 2