

ITEM NAME	ITEM CODE
Verso 1800 Curve - Complete - Silver Grey	VR-SE-00010
Verso 1800 Curve - Complete - City Grey	VR-SE-00014
Verso 1800 Curve - Complete - Anthracite	VR-SE-00018

PRODUCT SPECIFICATION

MATERIAL:
Concrete

FINISH:
Silver Grey

FIXING TYPE:
Subsurface Mount

APPROX WEIGHT:
Block - 1628kg

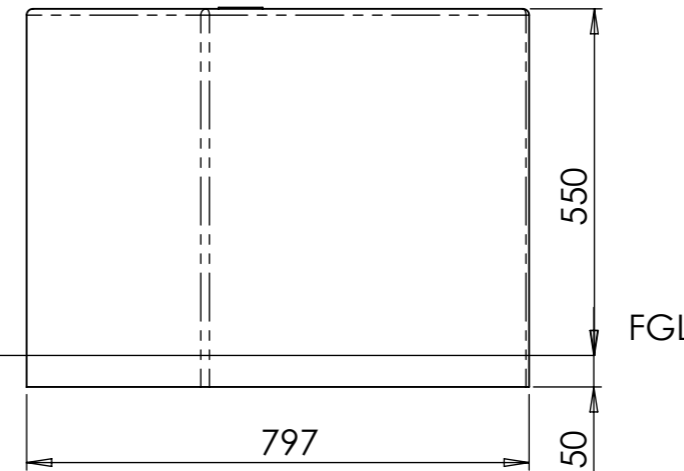
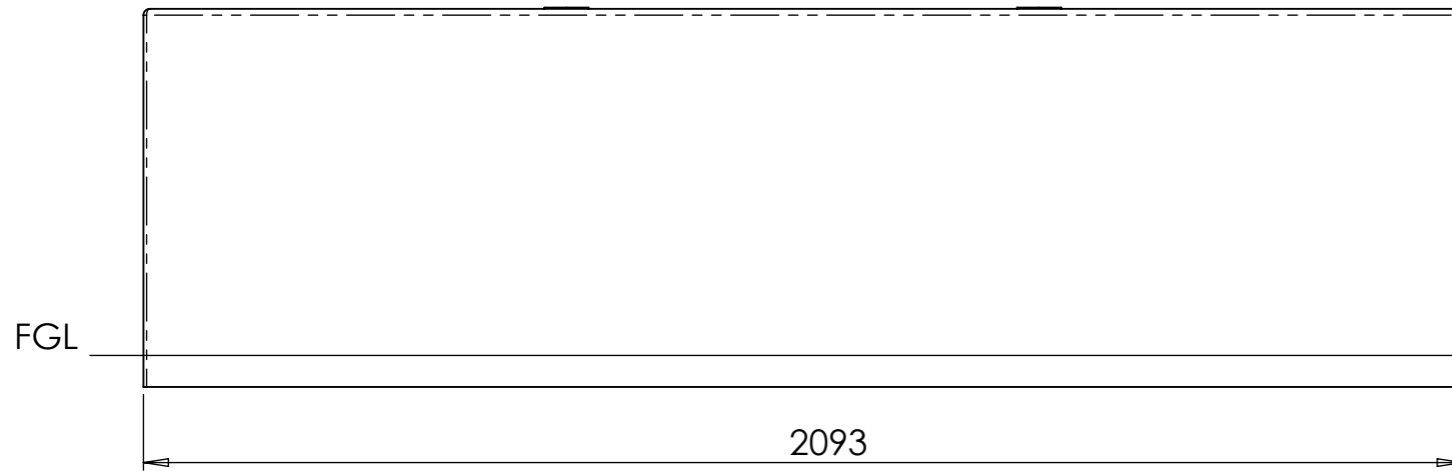
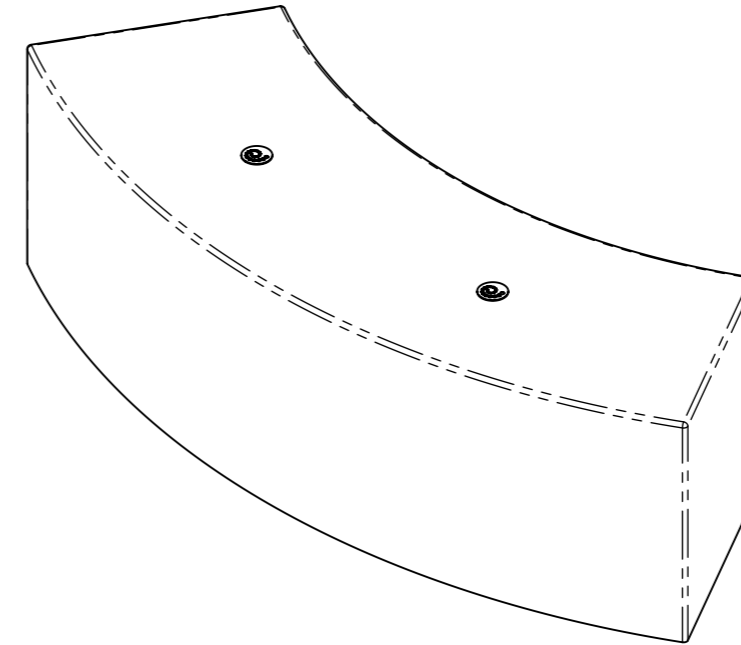
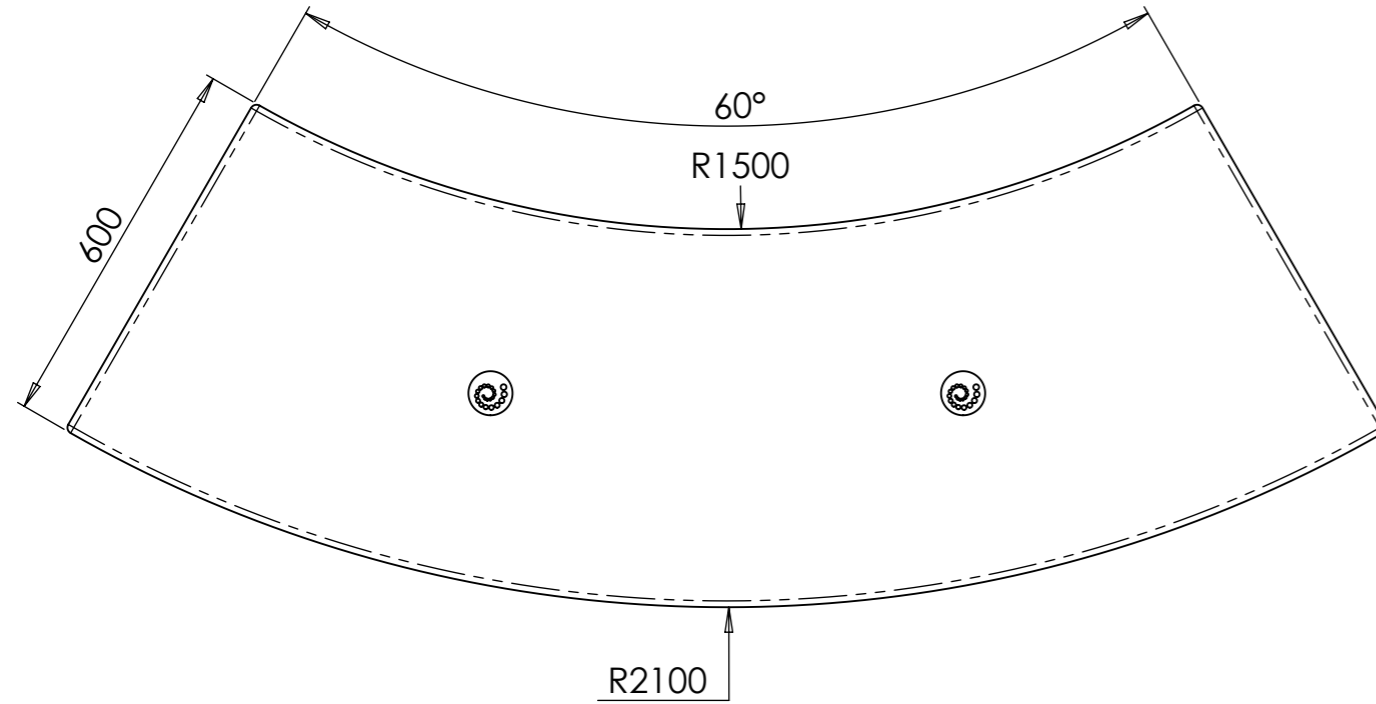
FOUNDATIONS:

Concrete grade C16/20 mass fill **600 x 600 x 250**.

Ground to be flat and level.
Ensure ground has sufficient load bearing capability to support the weight of the product. Where adverse site conditions are met professional advice to be sought.

INSTALLATION:

1. Excavate suitable foundation as shown.
2. Cast concrete C16/20 foundation or similar.
3. Allow foundations to cure.
4. Attach M30 Lifting eyes (2 off).
5. Lower concrete block onto foundation.
6. Remove Lifting eyes and fit lifting point plugs (2 off).



For operation and maintenance please refer to the **Marshalls Street Furniture Maintenance Guide**.

Unless otherwise stated: All Dimensions are in Millimetres
Marshalls PLC reserves the right to change the specifications of any product detailed without prior notice.

Rev	Init	Revision Notes	ER No.	Date
A	HP	1st Release		20/07/2021

Title:
Verso 1800 Curve Block - Complete

Drawing No:
PS-VR-SE-00010

Marshalls
Premier Way,
Lowfields Business Park,
Elland, Halifax,
West Yorks, HX5 9HT

TEL: 0870 600 2426
EMAIL: mst.sales@marshalls.co.uk
www.marshalls.co.uk/commercial

DRAWN BY: HP **DATE:** 20/07/2021

DO NOT SCALE DRAWING **REVISION:** [A]

SCALE: 1:12@A3 **SHEET:** 1 of 2