



STONEMARKET



Garden and Driveway Collection 2022



Gardens

Natural Stone

- 08 Scoutmoor®
- 09 Lorento®
- 10 Avant-Garde®
- 12 Namera®
- 14 Arva®
- 15 Beachside®
- 16 Arctic® Granite
- 18 Nordus®
- 20 Truslate®
- 21 Fernshaw®
- 22 Vintage® Stone
- 23 Sundara®
- 24 Dorian®
- 26 Trustone®
- 27 Marketstone®

Porcelain

- 29 Una® Urban
- 30 Una® Planks
- 31 Una® Natural
- 32 Una® Classic
- 33 Acento
- 34 Knotwood®
- 36 Lucent
- 37 Paleo®
- 38 Locana
- 40 Maletto
- 42 Fortuna®

Concrete

- 45 Timberstone®
- 46 Rio®
- 48 Millstone® NEXTpave®
- 49 Bourton
- 50 Standard Textured
- 51 Ryton
- 52 Stretton

Artificial Grass

- 54 Fairway



Driveways

Natural Stone

- 57 Beachside® Setts
- 58 Darley® Setts
- 60 Granite Setts
- 61 Cropped Porphyry Setts
- 62 Elemental® Paviers

Concrete

- 64 Templeton® Driveway Setts
- 65 Millstone® Driveway Setts
- 66 Vecta®
- 68 Medley® Paviers
- 70 Rio® Paviers
- 71 Trident®
- 72 Avenu®
- 74 Applesby® Antique
- 75 Pavedrive® Paviers

Permeable

- 77 Rio® Permeapave
- 78 Permeapave®

Drainage

- 80 Driveline Drain®

Accessories

Walling

- 84 Exilis® Sawn
- 85 Exilis® Splitface
- 86 Rio®
- 88 Vintage® Stone
- 89 Carluke

Accessories

- 90 Coping & Pier Caps
- 92 Bullnose Steps
- 96 Kerbs
- 98 Edging
- 100 Paving Features

Jointing

- 103 Jointing Matrix
- 105 Fastpoint®
- 106 Narrow Jointing Compound & Paving Primer

Product Information

- 108 Paving, Jointing & Driveways
- 111 Walling & Maintenance
- 113 Notes

Stonemarket is a successful and supportive hard landscaping brand, available exclusively through your local independent merchant stockist.



Stonemarket is here to help guide and support you through every step of your project journey and beyond.

- We are a socially responsible business, reinforced by 20 years of experience. From British-made concrete to our outstanding selection of natural stone and porcelain, our product ranges are designed and selected with meticulous attention to detail to give you the assurance that you have made the right choice for years to come
- We only work with independent merchants – they have the local knowledge to support your project in its entirety
- We are backed by fantastic delivery, service, and sales support in conjunction with our local merchant partners



STONEMARKET

Whenever you see our Stone Standard logo you can be assured that the Indian Sandstone you are choosing not only meets the base technical levels outlined in the British Standard, but exceeds them.



STONEMARKET

Fairstone is an assurance that all our natural stone ranges have been sourced, quarried and produced in line with a clear set of ethical values and commitments that we believe in.



We have a clear set of values in place to reduce our carbon emissions, so by choosing a Made in Britain range, you can rest assured that your carbon footprint is kept to a minimum.

Our dedicated customer service team are here to help you at any stage of your project journey.

We can help with:

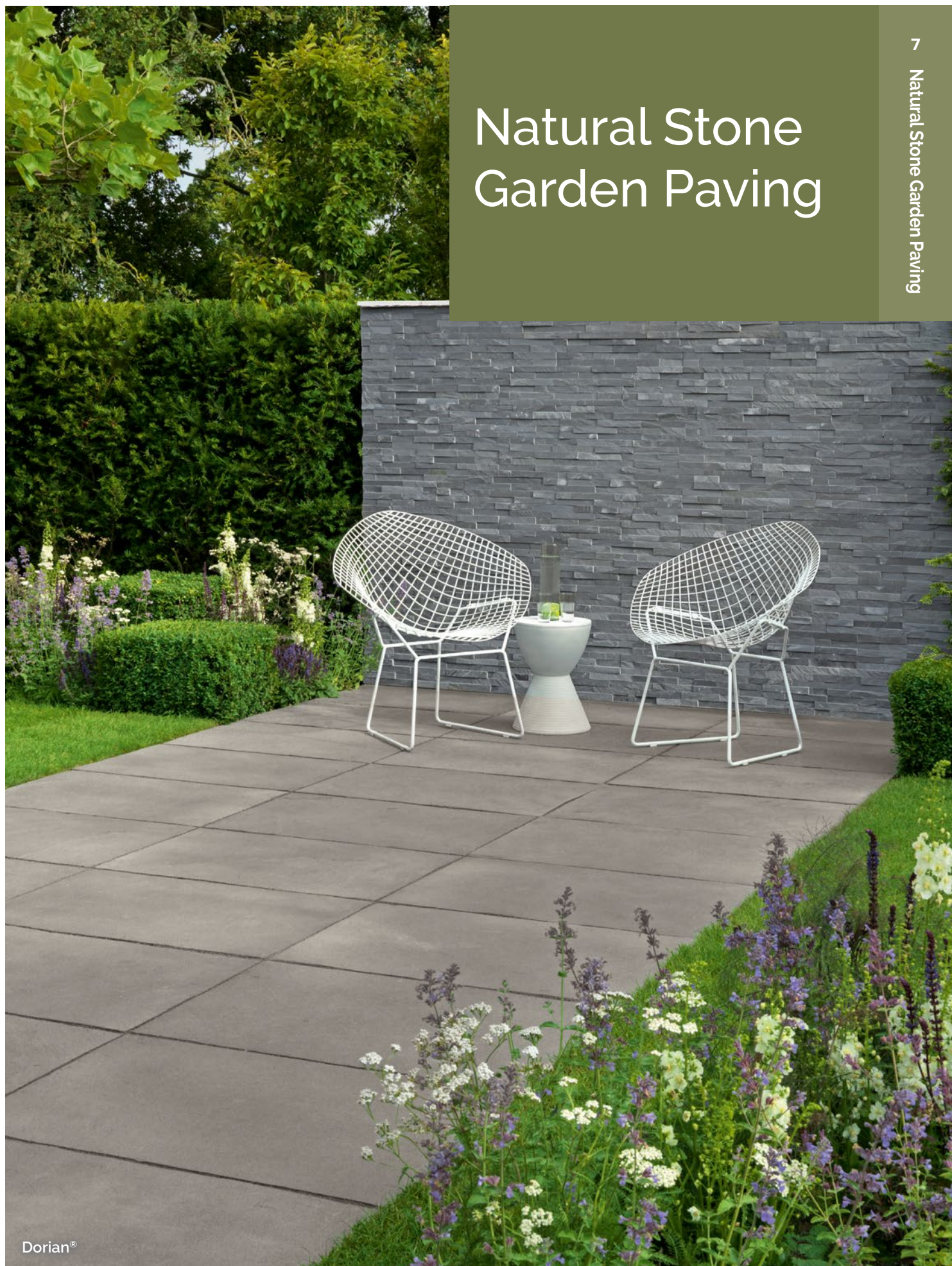
- Product choice and specification
- Technical support on the performance and strength of our products
- Installation and general maintenance
- Sample selection

Garden Paving

We have a great range of popular paving and pathway products, backed by strong quality and ethical standards.


Choose from a wide range of colours and sizes, to make your hard landscaping project unique.

Natural Stone Garden Paving




Scoutmoor®

Our range of Scoutmoor paving is a premium British Yorkstone that is predominantly blue-grey in colour with varying amounts of buff. With exceptional strength and durability, Scoutmoor's timeless appearance and British heritage make it a premium paving choice within the UK.



Pack type	Size (mm)	Length (mm)	No. per pack	M ² coverage
Project pack	600 RL* x 20		9	
	400 RL* x 20	300 - 900	6	18m ² **
	200 RL* x 20		3	

Project pack laying example





*RL is an abbreviation for Random Length. This pack is made with set gauge, random length pieces. Random lengths are between 300 - 900mm. Project pack contains a minimum of 18m². Sizes and coverage are actual and do not include joint width.

Note the laying advice on page 108.



Lorento®


Lorento is a sought-after marble paving that is regarded as one of the most luxurious stones available. The sleek sawn profile of the stone has been mellowed by a gentle tumbling process to create a classic look while the distinctive white mottling and delicate veining add to the rich aesthetics.



Complete the look with co-ordinating steps (page 95)

Pack type	Sizes (mm)	No. per pack	M ² per pack	Kg per pack	Colours
Project pack	410 x 710 x 30	14	12.86	1014	All
	410 x 610 x 30	14			
	410 x 510 x 30	14			
	410 x 410 x 30	14			

Project pack laying example



Sizes and coverage are those attained when laid with a 10mm joint.

Note the laying advice on page 108.


Avant-Garde®

Avant-Garde is our range of ethically sourced, sawn sandstone that will bring a stylish contemporary finish to any garden project. The innovative surface texturing process, Clear Blast, brings to life the variation and beauty found in this natural stone, while ensuring that the strong colour is maintained.







Oatmeal




Imperial



Caramel



Oatmeal



Silver

Complete the look with co-ordinating steps (page 93), edgings (page 99) and garden features (page 101)

Pack type	Size (mm)	No. per pack	M ² per pack	Kg per pack	Colours
Single size pack	1210 x 1210 x 22	8	11.71	707	All
	1260 x 760 x 22	14	13.41	800	
	1010 x 760 x 22	14	10.75	647	
	760 x 760 x 22	16	9.24	560	
	855 x 570 x 22	35	17.06	1001	
	570 x 570 x 22	60	19.49	1132	
	570 x 285 x 22	120	19.49	1112	

Pack type	Size (mm)	No. per pack	M ² per pack	Kg per pack	Colours
Linear Single size pack	1210 x 310 x 22	25	9.38	560	All
	1210 x 210 x 22	60	6.35	385	

Sizes and coverage are those attained when laid with a 10mm joint. Certain site conditions can result in moisture transparency, in the form of patchiness on the surface of sandstone ranges – note the laying advice on page 108.

Before purchase, logistical consideration must be given to the required mechanical installation and positioning of these items due to substantial weight.



STONEMARKET



STONEMARKET


Namera®

Chosen for its rich colours and distinctive characteristics, the delicate quartz veining and inclusions found naturally within the stone give it a charm which is sure to create a statement.






Tala Blend



Tala Blend



Tala Sand



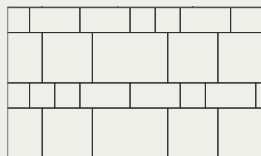
Pyramis Gold

Complete the look with co-ordinating steps (page 94)

Pack type	Sizes (mm)	No. per pack	M ² per pack	Kg per pack	Colours
Paviors	305 x 105 x 30	420	13.45	1037	Tala Blend

Pack type	Size (mm)	No. per pack	M ² per pack	Kg per pack	Colours
Project pack	410 x 510 x 30	8	12.44	989	Tala Sand, Pyramis Gold
	510 x 510 x 30	8			
	610 x 510 x 30	8			
	710 x 510 x 30	8			
	810 x 510 x 30	8			

Project pack laying example



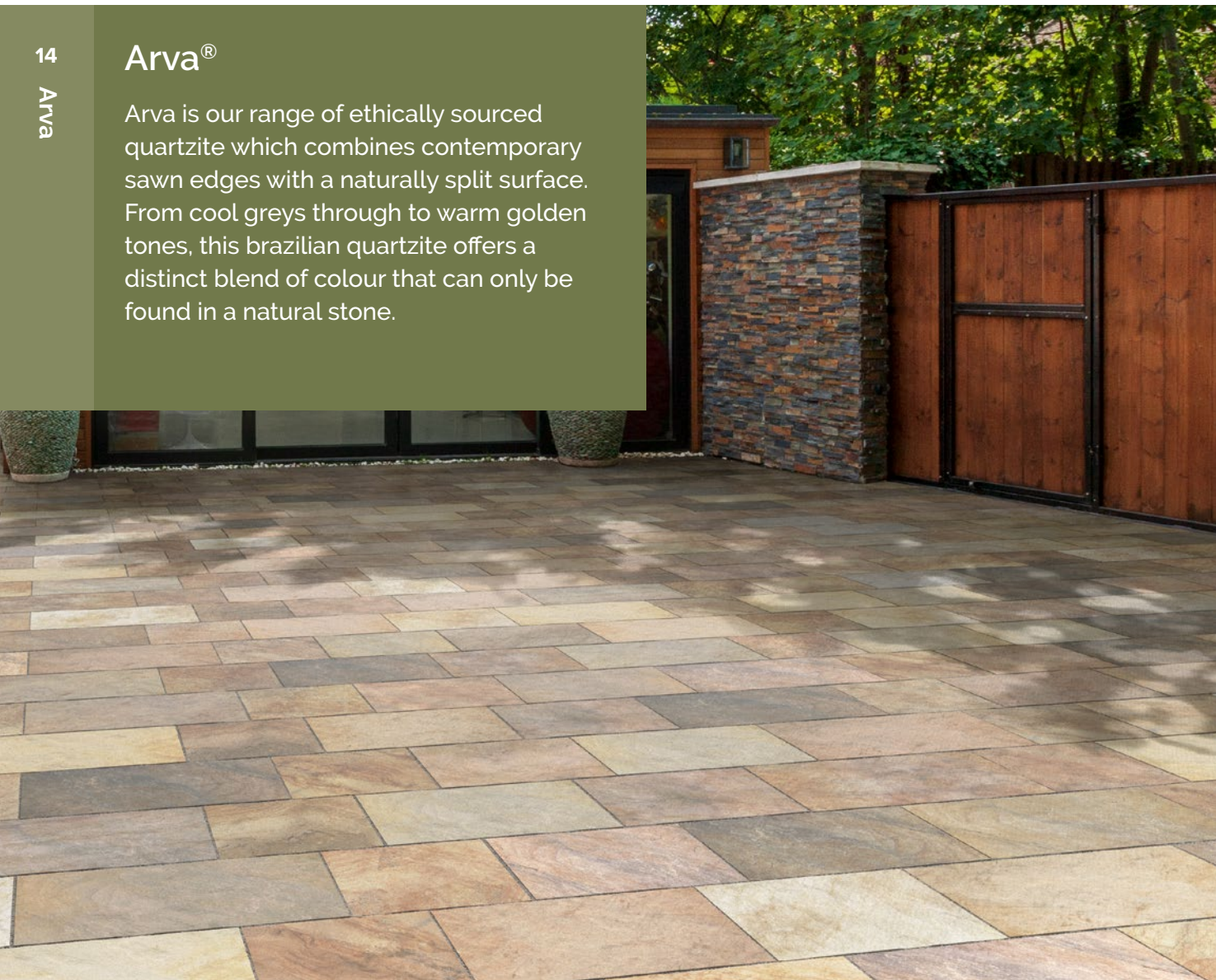
Namera Paviors - sizes and coverage are those attained when laid with a 5mm joint.

Namera Project Pack - sizes and coverage are those attained when laid with a 10mm joint.

Note the laying advice on page 108.


Arva®

Arva is our range of ethically sourced quartzite which combines contemporary sawn edges with a naturally split surface. From cool greys through to warm golden tones, this brazilian quartzite offers a distinct blend of colour that can only be found in a natural stone.



Pack type	Sizes (mm)	No. per pack	M² per pack	Kg per pack
Project pack	410 x 310	20	13.89	1014
	510 x 310	20		
	610 x 310	20		
	710 x 310	20		

Project pack laying example




Due to naturally split surface, thickness is between 26-30mm. Sizes and coverage are those attained when laid with a 10mm joint.

Note the laying advice on page 108.

Beachside®

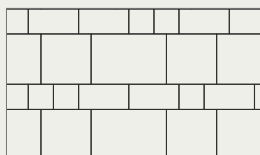
Our Beachside paving features unique subtle banding and a granular appearance. With diamond sawn edges and a lightly textured surface, that enhances the natural elegance of the stone, this range is perfect for any setting.



Complete the look with co-ordinating driveway paving (page 57)

Pack type	Sizes (mm)	No. per pack	M ² per pack	Kg per pack
Project pack	855 x 570 x 30	10	11.70	930
	570 x 570 x 30	13		
	570 x 285 x 30	11		
	285 x 285 x 30	10		

Project pack laying example




Sizes and coverage are those attained when laid with a 10mm joint.

Note the laying advice on page 108.


Arctic® Granite

With its subtly textured surface and modern colour options, Arctic Granite is perfect in any contemporary design situation with each colour working well on its own or as a combination. To create an impact try combining midnight and glacier, whilst dusk will provide a softer contrast.






Glacier



Dusk



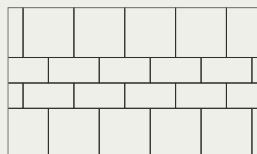
Midnight

Complete the look with co-ordinating steps (page 94) and edgings (page 99)

Pack type	Sizes (mm)	No. per pack	M ² per pack	Kg per pack	Colours
Single size pack	909 x 606 x 25	25	13.77	950	All
	606 x 606 x 25	50	18.36	1250	
	606 x 303 x 25	100	18.36	1240	

Pack type	Sizes (mm)	No. per pack	M ² per pack	Kg per pack	Colours
Project pack	606 x 606 x 25	24	18.36	1270	All
	606 x 303 x 25	35			
	303 x 303 x 25	34			

Project pack laying example



Arctic Granite Dusk includes natural veining throughout, adding character to this stone.


Sizes and coverage are those attained with a 6mm joint.

Note the laying advice on page 108.


Nordus®

Nordus is our range of Brazilian slates which has a combination of diamond sawn edges and a natural split surface that has been lightly brushed to impart a clean contemporary look. The edges have also been machine-cut for a consistent joint width, making for a straight forward installation.






Gris



Gris




Schwarz

Complete the look with co-ordinating steps (page 95)

Pack type	Sizes (mm)	No. per pack	M ² per pack	Kg per pack	Colours
Single size pack	810 x 810 x 20	25			
	810 x 405 x 20	50	16.4	832	All
	405 x 405 x 20	100			

Pack type	Sizes (mm)	No. per pack	M ² per pack	Kg per pack	Colours
Project pack	610 x 610 x 20	24			
	610 x 305 x 20	35	18.6	978	All
	305 x 305 x 20	34			

Project pack laying example




Sizes and coverage are those attained when laid with a 10mm joint.

Note the laying advice on page 108.


Truslate®

While the hand split finish of this slate provides a traditional riven surface, the sawn edges coupled with the intense deep blue colour of the product provide a more contemporary feel, which allows the slate to work well in various settings.



Pack type	Sizes (mm)	No. per pack	m² per pack	kg per pack
Project pack	610 x 610 x *	24	15.63	870
	610 x 305 x *	24		
	305 x 305 x *	24		

Project pack laying example - can also be laid in a random pattern.




*Due to naturally split surface, thickness is between 18-24mm.
Sizes and coverage are those obtained when laid with a 10mm joint.
Note the laying advice on page 108.

Fernshaw®


Fernshaw is our budget-friendly ethically sourced sawn sandstone that offers a clean and modern finish. This sandstone has been loosely hand selected for colour consistency, so the colour and charm of natural stone is very much apparent, creating a traditional finish.



Harvest



Barley



Harvest



Ashen

Pack type	Sizes (mm)	No. per pack	M² per pack	Kg per pack	Colours
Single size pack	915 x 610 x 18	37	20.65	988	All
	610 x 610 x 18	64	23.81	1134	
	610 x 305 x 18	128	23.81	1097	

Pack type	Sizes (mm)	No. per pack	M² per pack	Kg per pack	Colours
Project pack	915 x 610 x 18	17	20.93	990	All
	610 x 610 x 18	17			
	610 x 305 x 18	18			
	305 x 305 x 18	19			

Sizes and coverage are those attained when laid with a 10mm joint.

Note the laying advice on page 108.

Project pack laying example




STONEMARKET




STONEMARKET

Vintage® Stone

Vintage Stone is our range of ethically sourced natural stone paving and setts collection that has been specifically selected to showcase the worn textured and smooth feel of reclaimed flagstones.




Limestone




Manor



Raven



Manor Setts



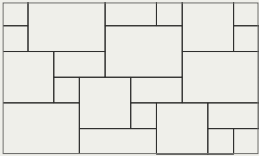
Raven Setts

Complete the look with co-ordinating walling (page 88) and garden features (page 100)

Pack type	Sizes (mm)	No. per pack	M² per pack	Kg per pack	Colours
Project pack	915 x 610 x 18	14	16.93	988	Limestone, Manor, Raven
	610 x 610 x 18				
	610 x 305 x 18				
	305 x 305 x 18				

Pack type	Sizes (mm)	No. per pack	M² per pack	Kg per pack	Colours
Setts	285 x 140 x 22	120	10.4	980	Manor, Raven
	210 x 140 x 22	100			
	140 x 140 x 22	100			
	105 x 140 x 22	50			

Project pack laying example



Sizes and coverage are those attained when laid with a 10mm joint.
Note the laying advice on page 108

Sundara®


Offering contemporary, uniformed colour tones and sleek sawn edges without compromising on the natural charm you would expect to find in a Limestone, Sundara is the perfect choice for a range of design.



Flint Grey



Old Gold



Flint Grey

Pack type	Sizes (mm)	No. per pack	M² per pack	Kg per pack	Colours
Project pack	570 x 570 x 25	30			
	570 x 285 x 25	32	17.54	1200	All
	285 x 285 x 25	32			

Project pack laying example - can also be laid in a random pattern.




Sizes and coverage are those attained when laid with a 10mm joint.

Note the laying advice on page 108.

Dorian®

Dorian is a superb light-grey limestone with sawn edges and a naturally split surface that has been partially rubbed to give a very attractive clean finish. Available in a range of single sizes or as a project pack, Dorian is ideal for use in a wide range of contemporary or traditional design schemes.





Pack type	Sizes (mm)	No. per pack	M² per pack	Kg per pack
Single size pack	1210 x 310 x 22	40	15.04	920
	1210 x 210 x 22	40	10.16	625
	915 x 610 x 22	30	16.74	985
	610 x 610 x 22	30	11.16	665
Pack type	Sizes (mm)	No. per pack	M² per pack	Kg per pack
Project pack	915 x 610 x 22	14	16.93	988
	610 x 610 x 22	14		
	610 x 305 x 22	14		
	305 x 305 x 22	14		

Project pack laying example



Sizes and coverage are those attained when laid with a 10mm joint.

Note the laying advice on page 108.

Trustone®

Trustone is our collection of high quality limestone paving. Ethically sourced and hand selected for both purity of colour and dimensional accuracy, this paving is calibrated to a consistent thickness to make install quick and easy.



Blue



Cotsdale



Blue



Torvale

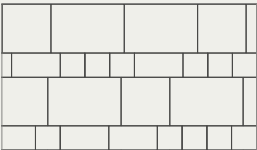
Pack type	Sizes (mm)	No. per pack	M² per pack	Kg per pack	Colour
Single size pack	915 x 610 x 22	30	16.74	985	Blue, Torvale
	610 x 610 x 22	30	11.16	665	

Sizes and coverage are those attained when laid with a 10mm joint.

Note the laying advice on page 108.

Pack type	Sizes (mm)	No. per pack	M² per pack	Kg per pack	Colour
Project pack	915 x 610 x 22	14	16.93	988	All
	610 x 610 x 22	14			
	610 x 305 x 22	14			
	305 x 305 x 22	14			

Project pack laying example




Marketstone®


Marketstone is our range of hand dressed, ethically sourced natural sandstone. All three types boast proven durability for exterior use in the UK.



Autumn Multi



Sahara Multi



Autumn Multi



Grey Multi

Complete the look with co-ordinating circle kit (page 101)

Pack type	Sizes (mm)	No. per pack	M ² per pack	Kg per pack	Colours
Single size pack	915 x 610 x 18	37	20.65	988	All
	610 x 610 x 18	64	23.81	1134	
	610 x 305 x 18	128	23.81	1097	

Sizes and coverage are those attained when laid with a 10mm joint.

Note laying advice on page 108.

Pack type	Sizes (mm)	No. per pack	M ² per pack	Kg per pack	Colours
Project pack	915 x 610 x 18	17	20.93	990	All
	610 x 610 x 18	17			
	610 x 305 x 18	18			
	305 x 305 x 18	19			

Project pack laying example - can also be laid in a random pattern.



STONEMARKET



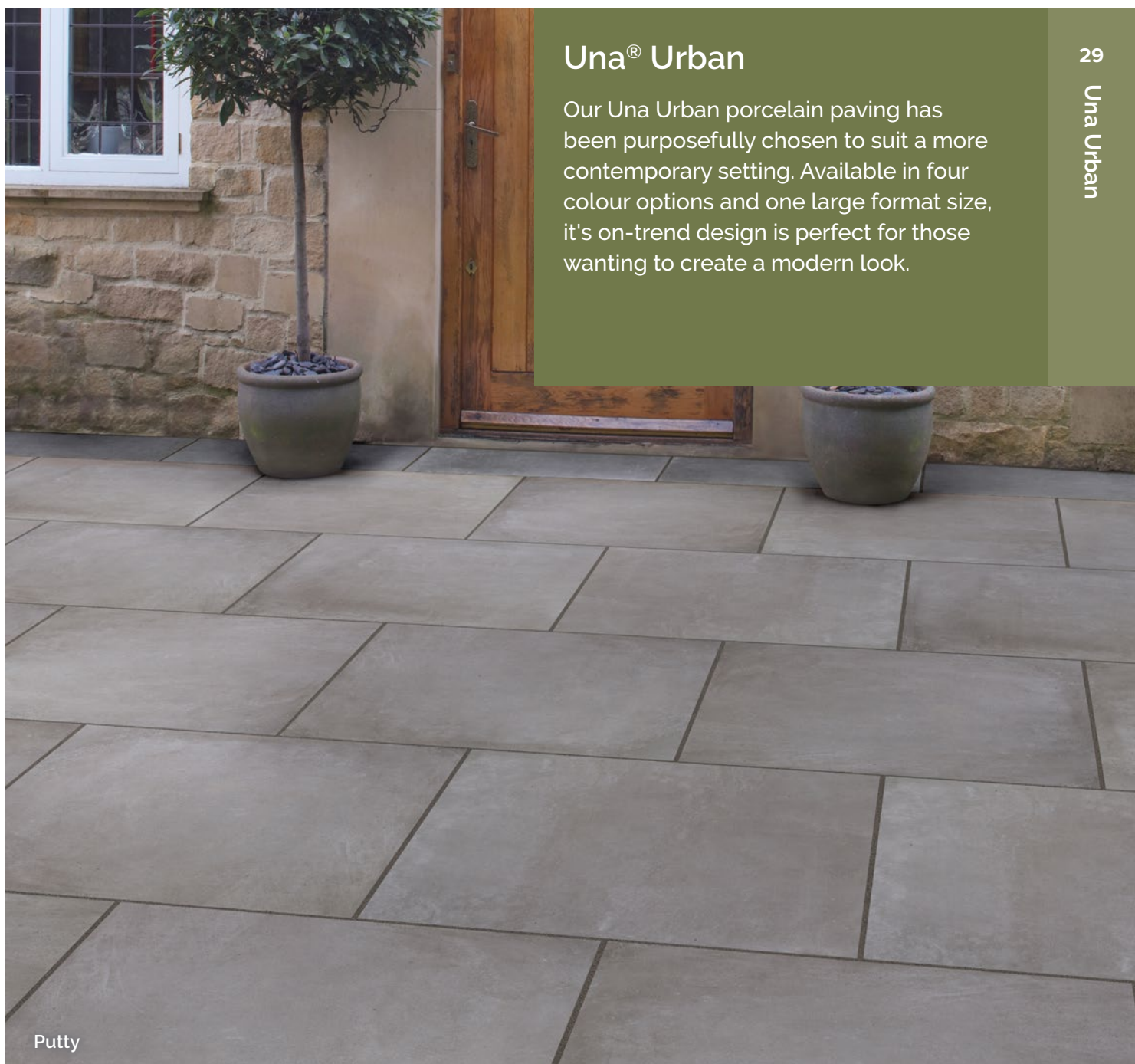
STONEMARKET

Porcelain Garden Paving




Una® Urban


Our Una Urban porcelain paving has been purposefully chosen to suit a more contemporary setting. Available in four colour options and one large format size, it's on-trend design is perfect for those wanting to create a modern look.



Putty




Sandstorm



Putty



Smoke



Asphalt

Pack type	Sizes (mm)	No. per pack	M ² per pack	Kg per pack	Colours
Single size pack	800 x 800 x 40	15	9.62	873	All



10mm porcelain

30mm concrete

Recommended joint width of 6-10mm.

Note laying advice on page 108.

Una® Planks


The Una Planks range combines the benefits of using a porcelain product to achieve a low maintenance timber deck aesthetic. The realistic, natural wood finish and colourways will create a stunning look that can blend seamlessly from external to internal designs.




Sherwood



Sherwood




Wychwood



Charnwood

Pack type	Sizes (mm)	No. per pack	M² per pack	Kg per pack	Colours
Single size pack	1200 x 300 x 40	30	10.79	975	All

Recommended joint width of 6-10mm.
Note laying advice on page 108.




Una® Natural


Choose from three cool grey colour tones which boast the aesthetic representations of natural stone, in a low maintenance porcelain paving. With two popular size options that can be combined together, this range can be used in a multitude of designs.




Haze



Mist



Haze



Thunder

Pack type	Sizes (mm)	No. per pack	M ² per pack	Kg per pack	Colours
Single size pack	1200 x 600 x 40	15	10.79	975	All
	600 x 600 x 40	28	10.07	912	



10mm porcelain

30mm concrete

Recommended joint width of 6-10mm.

Note laying advice on page 108.

Una® Classic


The Classic range is comprised of three popular colours and one traditional size which will suit almost any property. The design detail of the porcelain tile and plan size have been selected to allow for both contemporary and traditional designs.




Stone Black



Stone Light Grey



Stone Dark Grey



Stone Black

Pack type	Sizes (mm)	No. per pack	M² per pack	Kg per pack	Colours
Single size pack	600 x 600 x 40	28	10.07	912	All



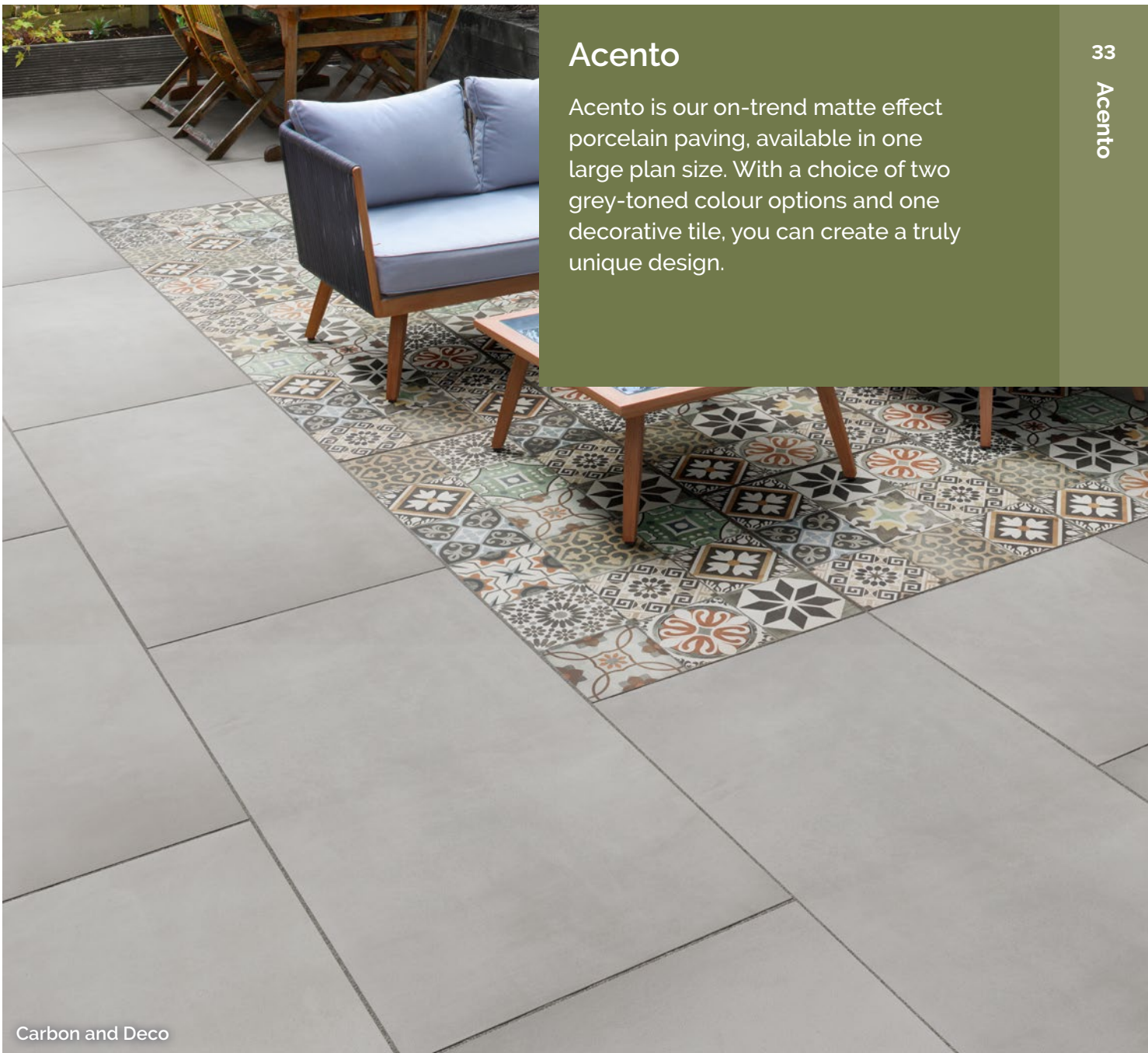
10mm porcelain

30mm concrete

Recommended joint width of 6-10mm.
Note laying advice on page 108.

Acento


Acento is our on-trend matte effect porcelain paving, available in one large plan size. With a choice of two grey-toned colour options and one decorative tile, you can create a truly unique design.




Carbon and Deco



Deco



Graphite



Carbon

Pack type	Sizes (mm)	No. per pack	M ² per pack	Kg per pack	Colours
Single size pack	1000 x 500 x 20	36	1782	883	All

Each pack comes with the appropriate quantity of jointing compound.
All sizes are based on working dimensions, with coverage obtained when laid with a 5-8mm joint.
Note the laying advice on page 108.

Knotwood®

Our Knotwood porcelain paving perfectly recreates the colour, warmth and texture of traditional timber planks, without any of the technical issues associated with genuine wood.




Birch




Cherry



Birch



Oak



Cherry

Pack type	Sizes (mm)	No. per pack	M ² per pack	Kg per pack	Colours
Single size pack	1200 x 300 x 20	48	17.28	795	All

Each pack comes with the appropriate quantity of jointing compound. All sizes quoted are working dimensions, with coverage attained when laid with a 5-8mm joint.


Note the laying advice on page 108.

Lucent


With an authentic appearance and gently textured surface, Lucent comes in two attractive colours. Copper exhibits an exciting range of russet and gold tones over a grey background, whilst Blue offers a classic look that will be on-trend for years to come.



Copper



Copper




Blue

Pack type	Sizes (mm)	No. per pack	M² per pack	Kg per pack	Colours
Single pack sizes	1200 x 600 x 20	26	18.72	878	All
	600 x 600 x 20	64	23.04	1040	

Pack type	Sizes (mm)	No. per pack	M² per pack	Kg per pack	Colours
Project pack	900 x 600 x 20	13	16.89	781	All
	600 x 600 x 20	18			
	600 x 300 x 20	9			
	300 x 300 x 20	19			

Project pack laying example - can also be laid in a random pattern.



Each pack comes with the appropriate quantity of jointing compound.

All sizes quoted are working dimensions, with coverage attained when laid with a 5-8mm joint.

Note the laying advice on page 108.

Paleo®

With an aesthetic redolent of Mediterranean style, this range combines superb technical performance with gentle colours and textures that will enhance any setting.

37
Paleo

Blauw

Ivory


Senna

Blauw

Pack type	Sizes (mm)	No. per pack	M² per pack	Kg per pack	Colours
Single size pack	1200 x 600 x 20	26	18.72	878	Blauw, Ivory
	900 x 600 x 20	40	21.60	1013	Senna
	600 x 600 x 20	64	23.04	1040	All

Pack type	Sizes (mm)	No. per pack	M² per pack	Kg per pack	Colours
Project pack	900 x 600 x 20	13	16.89	781	Blauw, Senna
	600 x 600 x 20	18			
	600 x 300 x 20	9			
	300 x 300 x 20	19			

Project pack laying example - can also be laid in a random pattern.




Each pack comes with the appropriate quantity of jointing compound.

All sizes quoted are working dimensions, with coverage attained when laid with a 5-8mm joint.


Note the laying advice on page 108.

Locana


Locana is the perfect choice for that ultra-modern, industrial chic finish. Playing on the popularity of polished concrete, this fantastic porcelain alternative is both functional and beautiful, adding an industrial and architectural style to any outdoor space.




Moon



Moon



Ash



Grey

Pack type	Sizes (mm)	No. per pack	M ² per pack	Kg per pack	Colours
Single size pack	1200 x 600 x 20	34	24.48	1000	All

All sizes quoted are working dimensions, with coverage attained when laid with a 5-8mm joint.

Note the laying advice on page 108.


Maletto

Maletto combines the modern crisp look of porcelain with the traditional aesthetics of natural stone. Easy to maintain and in a choice of four colours, it's perfect for creating a cool, contemporary garden.







Grey




Cream



Grey



Slate Grey



Graphite

Pack type	Sizes (mm)	No. per pack	M ² per pack	Kg per pack	Colours
Single size pack	600 x 600 x 20	60	23.04	960	All
	1200 x 600 x 20	30	21.6	900	


All sizes quoted are working dimensions, with coverage attained when laid with a 5-8mm joint.

Note the laying advice on page 108.


Fortuna®

Combining incredible technical performance with traditional, classic tones, Fortuna porcelain paving from Stonemarket offers a reliable, low maintenance paving solution.







Cream




Beige



Bronze



Silver



Grey




Black

Pack type	Sizes (mm)	No. per pack	M ² per pack	Kg per pack	Colours
Single size pack	900 x 600 x 20	48	25.92	1085	Cream, Silver, Grey, Black
	600 x 600 x 20	64	23.04	1085	All

All sizes quoted are working dimensions, with coverage attained when laid with a 5-8mm joint. Note the laying advice on page 108.

Pack type	Sizes (mm)	No. per pack	M ² per pack	Kg per pack	Colours
Project pack	600 x 600 x 20				
	600 x 300 x 20	24	15.12	1279	All
	300 x 300 x 20				

Project pack laying example



Concrete Garden Paving




Timberstone®


Almost indistinguishable from genuine aged timber, our range of Timberstone Sleepers offers the sought-after weathered appearance of real timber, but with all the durability of concrete.



Driftwood



Coppice Brown



Driftwood


Pack type	Sizes (mm)	No. per pack	M² per pack	Kg per pack	Colours
Large Sleeper	900 x 225 x 50	40	8.1	850	All
Medium Sleeper	675 x 225 x 50	40	6.0	676	
Stepping Stones (Logs)	300-450 dia x 40-75	60	-	619	

Note the laying advice on page 108.


Rio®

Our Rio garden paving replicates an attractive granite effect finish which boasts a slip-resistant texture with speckled colours, which suits a number of contemporary properties.







Sand Coarse



Shell Coarse



Storm Coarse



Storm Smooth

Complete the look with co-ordinating driveway paviors (page 70) and edging (page 99)

Rio Coarse

Pack type	Sizes (mm)	No. per pack	M ² per pack	Kg per pack	Colours
Single size pack	600 x 600 x 35	30	10.8	960	Sand, Storm, Shell
	450 x 450 x 35	60	12.2	990	Sand, Storm

Rio Smooth

Pack type	Sizes (mm)	No. per pack	M ² per pack	Kg per pack	Colours
Single size pack	600 x 600 x 38	30	10.8	960	Storm

As Rio is usually laid with minimal joints, the sizes quoted are nominal dimensions.

Actual working dimensions are 2mm under nominal sizes +/- 3mm.

Note the specific advice on page 108.



Millstone® NEXTpave®

Our Millstone paving has been moulded from genuine stone masters to replicate antique stone, making them a great choice for traditional gardens, especially those belonging to period properties.



Olde London



Original



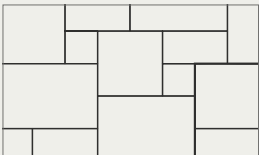
Olde London

Pack type	Sizes (mm)	No. per pack	M² per pack	Kg per pack	Colours
Single size pack	915 x 610 x 38	22	12.3	1027	All
	610 x 610 x 38	22	8.2	685	

Pack type	Sizes (mm)	No. per pack	M² per pack	Kg per pack	Colours
Project pack	915 x 610 x 38	6	10	842	All
	610 x 610 x 38	12			
	610 x 305 x 38	6			
	305 x 305 x 38	12			

For maximum impact and time saving it is essential that Millstone NEXTpave installation instructions are followed.
Note the laying advice on page 108.

Project pack laying example




Bourton



Bourton is an affordable decorative paving that is both functional and aesthetically pleasing. The riven paving slabs are available in four bold colour ways and a range of sizes, which are sure to add character to your garden.



Buff



Buff

Savannah
Weathered*Weathered
Autumn

Misty Grey*

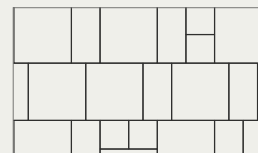
*Misty Grey and Savannah Weathered not available in Scotland.

Pack type	Sizes (mm)	No. per pack	M ² per pack	Kg per pack	Colours
Single size pack	300 x 300 x 32	44	3.96	287	Buff, Misty Grey, Weathered Autumn
	450 x 450 x 32	44	8.91	682	
	600 x 300 x 32	44	7.92	548	
	600 x 600 x 32	22	7.92	616	

We recommend laying this product with a 10-15mm joint.

Pack type	Sizes (mm)	No. per pack	M ² per pack	Kg per pack	Colours
Project pack	300 x 300 x 32	4	5.12	368	All
	600 x 300 x 32	10			
	600 x 600 x 32	8			

Project pack laying example



Standard Textured

A popular range of textured paving which is a strong, hardwearing option for practical areas. With a choice of three neutral colours, this easy to lay paving is an affordable choice that is ideal for any property.



Buff



Natural



Buff



Charcoal


Pack type	Sizes (mm)	No. per pack	M² per pack	Kg per pack	Colours
Single size pack	300 x 300 x 32	60	5.4	370	All
	450 x 450 x 32	64	12.86	997	
	600 x 300 x 32	30	5.4	390	
	600 x 600 x 32	30	10.9	790	

We recommend laying with a minimal joint.




Ryton

Ryton is one of our ranges of utility paving which is a hardwearing option for wherever non-decorative paving is required. It's riven profile has been designed to replicate a natural stone surface which adds character to this functional paving. Ideal for use under greenhouses, sheds or utility areas.



Grey



Buff



Grey



Charcoal

Pack type	Sizes (mm)	No. per pack	Kg per pack	Colours
Single size pack	450 x 450 x 32	60	927	All
	600 x 600 x 38	25	800	

This product is technically excellent and very durable, but it should be noted the aesthetic specification is non-decorative. Ryton is usually laid with minimal joints, the sizes quoted are the actual dimensions. Colour variations may occur if mixing production batches.



Stretton

Stretton is one of our popular ranges of utility paving which is a perfect, hardwearing option for areas that require functional paving. It's flat texture provides a clean and modern finish that works in any utility area. Ideal for use under greenhouses, sheds or utility areas.



Buff



Buff




Grey

Pack type	Sizes (mm)	No. per pack	Kg per pack	Colours
Single size pack	450 x 450 x 32	60	927	All
	600 x 600 x 38	25	800	

This product is technically excellent and very durable, but it should be noted the aesthetic specification is non-decorative. Stretton is usually laid with minimal joints, the sizes quoted are the actual dimensions. Colour variations may occur if mixing production batches.




Artificial Grass



Fairway

Designed to perfectly replicate natural grass, Fairway artificial grass offers high performance, backed with a 10 year UV guarantee.

Our fauna blend features a jute thatch and a 30mm pile height to give a luxurious finish to any garden, for all the family to enjoy.



Pack type	Sizes (m)	M ² per roll	Pile height (mm)
Single roll	4 x 25	100	30

Driveways

We have a great choice of popular driveway ranges, backed by strong quality and ethics.

Choose from a wide range of colours and sizes, allowing you to make your hard landscaping project unique.

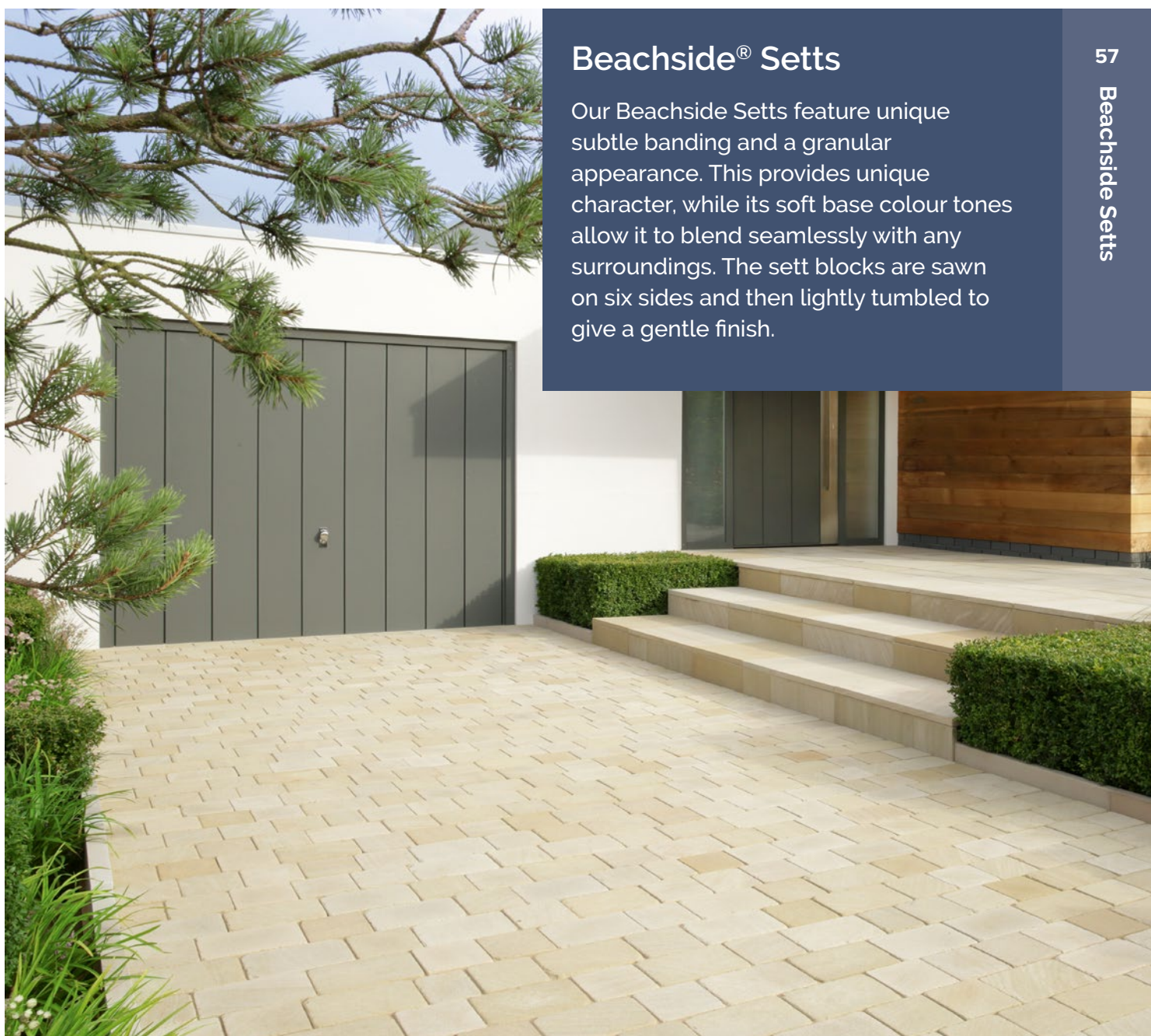
Natural Stone Driveways



Cropped Porphyry Setts

Beachside® Setts

Our Beachside Setts feature unique subtle banding and a granular appearance. This provides unique character, while its soft base colour tones allow it to blend seamlessly with any surroundings. The sett blocks are sawn on six sides and then lightly tumbled to give a gentle finish.



Complete the look with co-ordinating paving (page 15)

Pack type	Sizes (mm)	No. per pack	M ² per pack	Kg per pack
Project packs	245 x 165 x 50	130		
	165 x 165 x 50	90	7.83	1073
	125 x 165 x 50	28		

Sizes and coverage are those attained when laid with a 5mm joint.
Note the laying advice on page 109.

Darley® Setts


Darley Setts are sawn on all six sides and then gently tumbled to create the perfect finish. These versatile blocks can be laid in either a linear format or as a herringbone pattern, creating a unique driveway finish on your project.




Charcoal Multi




Buff Blend Multi



Buff Blend Multi



Silver Blue Multi



Charcoal Multi

Pack type	Sizes (mm)	No. per pack	M ² per pack	Kg per pack	Colours
Single size pack	200 x 50 x 50	720	7.2	1007	All



STONEMARKET

Sizes and coverage are actual and do not include joint width.

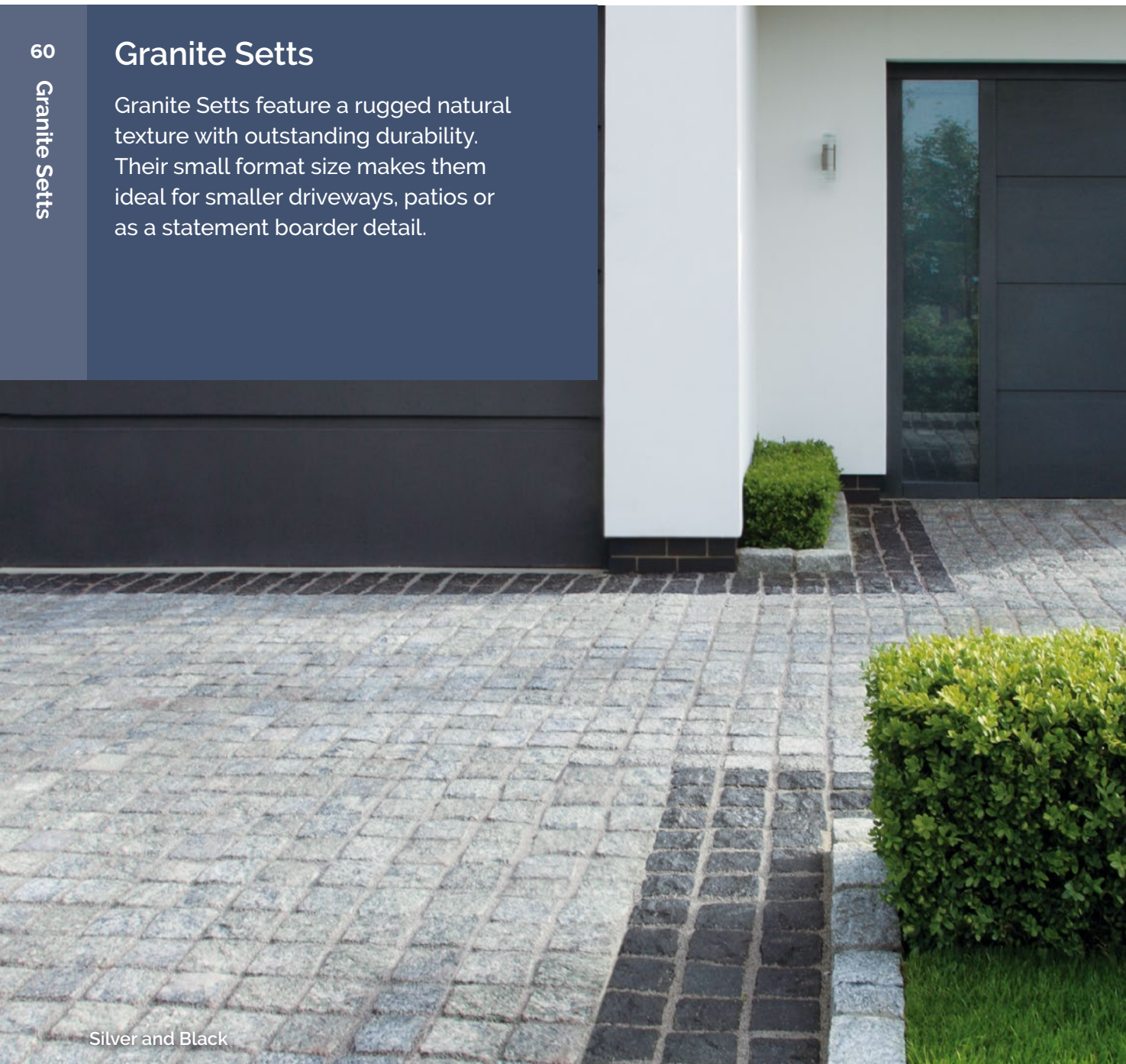
Note the laying advice on page 109.



STONEMARKET

Granite Setts


Granite Setts feature a rugged natural texture with outstanding durability. Their small format size makes them ideal for smaller driveways, patios or as a statement border detail.




Silver and Black



Beige



Silver



Black


Pack type	Sizes (mm)	No. per pack	M² per pack	Kg per pack	Colours
Single size pack	210 x 110 x 100	400	4.84	1200	Silver
	110 x 110 x 100	200	4.62	1200	
	210 x 110 x 50	400	4.84	1200	
	110 x 110 x 50	400	4.84	1200	All

Sizes and coverage are those attained when laid with a 10mm joint. All dimensions have a tolerance of + or – 15mm.

Note laying advise on page 109.

Cropped Porphyry Setts

Our Cropped Porphyry Setts are a durable and iconic natural stone that provides stunning colour variation. Each sett boasts cropped sides, while the top and bottom are hand split.



Pack type	Sizes (mm)	No. per pack	M² per pack	Kg per pack
Single size pack	110 x 110 x 50	800	9.68	1200

Sizes and coverage are those attained when laid with a 10mm joint. All dimensions have a tolerance of + or - 10mm.

Note the laying advice on page 109.

Elemental® Paviers


Elemental Paviers have a lightly riven and tumbled texture, ideal for contemporary and traditional properties. They are perfectly cut from a durable dolomitic limestone, making them a great option for your driveway project.



Flaxen



Flaxen



Platinum



Charcoal

Pack type	Sizes (mm)	No. per pack	M² per pack	Kg per pack	Colours
Project pack	245 x 165 x 50	130			
	165 x 165 x 50	90	7.83	1128	All
	125 x 165 x 50	28			


Sizes and coverage are those attained when laid with a 5mm joint.
Note the laying advice on page 109.

Concrete Driveways



Templeton® Driveway Setts

With their smooth lines and sophisticated feel, Templeton Driveway Setts bring the character of premium stone yet the reliability of a modern driveway system. Supplied in a five size mixed project pack and realistic split stone face profiles to emphasise natural variation.




Vienna

IMPORTANT LAYING INFORMATION

See page 109 for installation advice or for more technical assistance contact our Technical Advisory Team 0370 411 2233

Pack type	Sizes (mm)	No. per pack	M ² per pack	Kg per pack
Project pack	220 x 160 x 60	100	9.02	896
	200 x 160 x 60	60		
	180 x 160 x 60	80		
	160 x 160 x 60	20		
	120 x 160 x 60	30		

Project pack laying example




For a straight forward installation, each block has been designed with a patented 'bumper' around the base and the correct amount of driveway jointing compound is also supplied with every pack.

Please note, Templeton Driveway Setts come with a protective transportation seal which will remain slightly slippery underfoot until weathered. Once the seal has weathered blocks may appear lighter in colour.

Millstone® Driveway Setts

Our elegant patented Millstone Driveway Setts have the distinct character and charm of traditional cobblestones. The intricate profiles and authentic shapes of beautiful stone have been recreated to produce a product which amplifies the character of traditional homes and gardens.




Vienna



Bruges



Alsace




Vienna

IMPORTANT LAYING INFORMATION

See page 109 for installation advice or for more technical assistance contact our Technical Advisory Team 0370 411 2233

Pack type	Sizes (mm)	No. per pack	M ² per pack	Kg per pack	Colours
Project pack	215 x 130 x 60	160			
	185 x 130 x 60	80			
	165 x 130 x 60	80	10.93	1920	All
	145 x 130 x 60	80			
	130 x 130 x 60	80			

Project pack laying example



For a straight forward installation, each block has been designed with a patented 'bumper' around the base and the correct amount of driveway jointing compound is also supplied with every pack.


Please note, Millstone Driveway Setts come with a protective transportation seal which will remain slightly slippery underfoot until weathered. Once the seal has weathered blocks may appear lighter in colour.

Vecta®

Vecta is our range of premium quality, linear concrete block that brings a very distinctive look to any driveway. Vecta features a lightly-textured surface finish that has been 'washed' to expose the premium aggregates




Silver Grey and Charcoal Grey Blend



Silver Grey and Charcoal Grey Blend



Silver Grey



Charcoal Grey

Pack type	Sizes (mm)	No. per pack	M ² per pack	Kg per pack	Colours
Single size pack	480 x 130 x 80	108	6.73	1203	All


Note the laying advice on page 109.



Medley® Pavors

Medley Pavors present an extremely modern concept in driveway paving. Two contrasting colours are combined into each block to allow traditional colours with a contemporary twist.







Sierra Smooth



Sierra Smooth




Sierra Coarse

Frost Grey
SmoothFrost Grey
Coarse

Pack type	Sizes (mm)	No. per pack	M ² per pack	Kg per pack	Colours
Project pack	320 x 240 x 50	30	9.6	1104	All
	240 x 240 x 50	40			
	320 x 160 x 50	30			
	240 x 160 x 50	70			
	160 x 160 x 50	30			

Project pack laying example



Note the laying advice on page 109.

Rio® Pavors


A cool contemporary range of concrete block paving, Rio Pavors have an attractive coarse textured surface finish which exposes the granite aggregate and natural sparkle.



Grey



Silver



Grey




Carbon

Complete the look with co-ordinating paving (page 46) and edging (page 99)

Pack type	Sizes (mm)	No. per pack	M² per pack	Kg per pack	Colours
Project pack	240 x 160 x 50	120	10.75	1202	All
	160 x 160 x 50	216			
	80 x 160 x 50	48			

Project pack laying example



Note the laying advice on page 109.




Trident®


Our Trident Driveway Paviers feature an attractive distressed texture, that blends with the established surroundings of traditional properties and equally as well with a more modern setting.




Sierra



Forest Blend



Burnt Ochre



Sierra



Grey



Charcoal

Complete the look with co-ordinating kerbs (page 97)


Pack type	Sizes (mm)	No. per pack	M ² per pack	Kg per pack	Colours
Single size pack	240 x 160 x 50	284	10.91	1420	Sierra, Burnt Ochre, Forest Blend, Charcoal
	160 x 160 x 50	426	10.91	1278	
	120 x 160 x 50	606	11.64	1515	
	240 x 160 x 60	232	8.91	1230	
	160 x 160 x 60	348	8.91	1218	
	120 x 160 x 60	486	9.45	1312	

Please check with your stockist. This range is manufactured in factories across the UK. These images may not be representative of your local supply. Please ensure you obtain a sample before purchase to ensure you're happy with your choice.

Note the laying advice on page 109.

Pack type	Sizes (mm)	No. per pack	M ² per pack	Kg per pack	Colours
Project pack	240 x 160 x 50	314	9.73	1120	Sierra, Burnt Ochre, Grey
	160 x 160 x 50				
	120 x 160 x 50				

Project pack laying example




Avenu®


The sleek, smooth look of Avenu makes it great value for money and an attractive option for your driveway project. This range also offers maximum versatility and durability which ensures lasting good looks.




Burnt Ochre



Forest Blend



Burnt Ochre



Grey



Charcoal

Complete the look with co-ordinating kerbs (page 97)

Pack type	Sizes (mm)	No. per pack	M ² per pack	Kg per pack	Colours
Single size pack	240 x 160 x 50	300	11.52	1296	All
	160 x 160 x 50	420	10.75	1210	
	120 x 160 x 50	540	10.37	1167	

This range is manufactured in factories across the UK. These images may not be representative of your local supply. Please ensure you obtain a sample before purchase to ensure you're happy with your choice.

Note the laying advice on page 109.



Applesby® Antique

Applesby Antique have a unique worn edge profile which allows the block to bring an air of distinction to any driveway. The traditional shape and mix of sizes offer a superb value for money option.



Burnt Ochre




Burnt Ochre



Charcoal

Pack type	Sizes (mm)	No. per pack	M² per pack	Kg per pack	Colours
Project pack	240 x 160 x 50	140	9.6	1080	All
	160 x 160 x 50	150			
	120 x 160 x 50	20			

Project pack laying example




This range is manufactured in factories across the UK. These images may not be representative of your local supply. Please ensure you obtain a sample before purchase to ensure you're happy with your choice. Note the laying advice on page 109.




Pavedrive® Pavors


A functional and versatile range of block paving at competitive prices, Pavedrive Pavors are a practical solution for transforming any area used by vehicles.




Burnt Ochre




Buff



Forest Blend



Natural



Brindle



Charcoal

Pack type	Sizes (mm)	No. per pack	M ² per pack	Kg per pack	Colours
Single size pack	200 x 100 x 50	488	9.76	1268	All

Please check with your stockist. This range is manufactured in factories across the UK. These images may not be representative of your local supply. Please ensure you obtain a sample before purchase to ensure you're happy with your choice.



Permeable Driveways



Rio® Permeapave

Rio Permeapave is our permeable alternative to Rio Paviers. Sharing the same granite aggregates texture and colours, the design of the blocks allows rainwater to pass into a specially designed sub-base and then drain away naturally, rather than into hard pressed drainage systems.



Silver



Silver



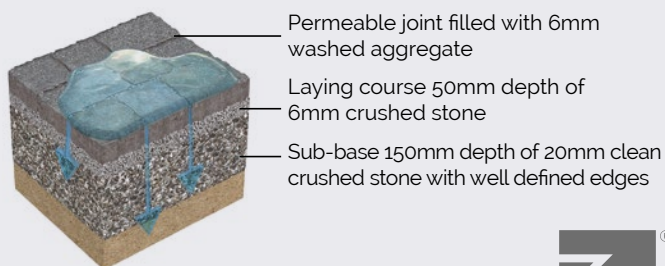
Grey



Carbon

Pack type	Sizes (mm)	No. per pack	M ² per pack	Kg per pack	Colours
Project pack	240 x 160 x 60	108			
	160 x 160 x 60	135	8.05	1045	All
	80 x 160 x 60	36			

Note the laying advice and legislation information on page 109.




Permeapave®

Permeapave is our cost-effective permeable block paving system for domestic driveways that allows rainfall to pass directly into a specially designed sub-base and then drain away naturally, rather than into hard pressed drainage systems.



Brindle



Brindle



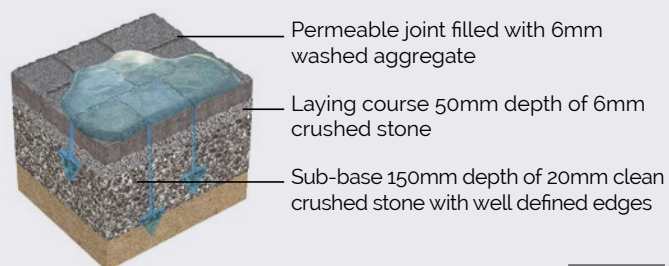
Burnt Ochre



Charcoal

Pack type	Sizes (mm)	No. per pack	M ² per pack	Kg per pack	Colours
Single size pack	200 x 100 x 60	404*	8.08	1115	All

Note the laying advice and legislation information on page 109.



Drainage




Driveline Drain®

Driveline Drain is our patented, innovative linear drainage solution, which is a significantly more attractive and durable option than traditional plastic options.



Natural



Natural



Charcoal



To complete the system, ensure you install Driveline Drain accessories

- ① Rodding Box & Access Lid
- ② Connector Plate
- ③ Driveline Drain

Pack type	Sizes (mm) nominal	Linear M per pack	No. per pack	Colours
Full size pack	150 x 11 x 168	24	240	All
Half size pack	150 x 11 x 168	9.6	96	All

Note the laying advice on page 109.

Accessories

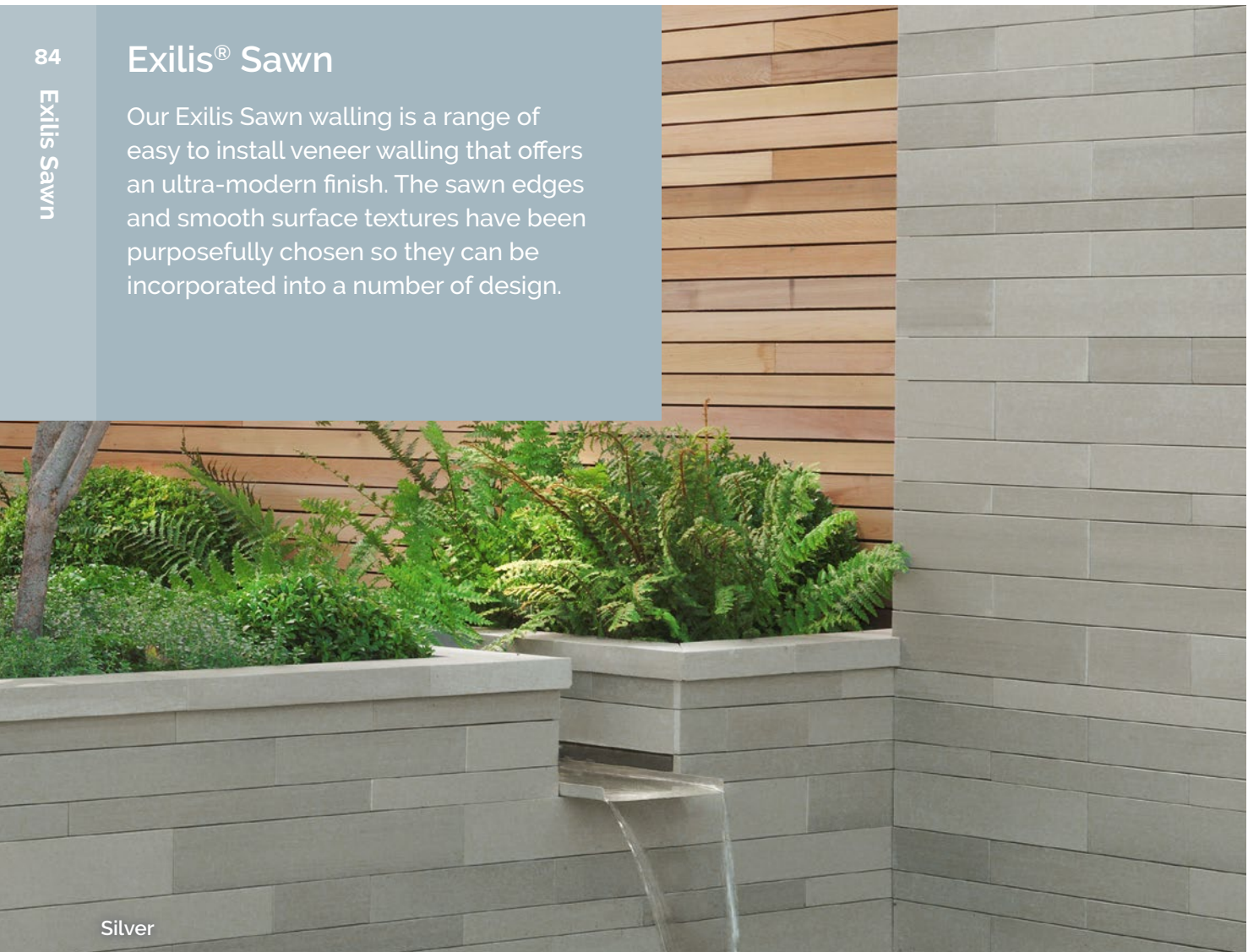
To help you complete your project, we have a wide range of accessories that complement any patio or driveway.

Walling



Exilis® Sawn

Our Exilis Sawn walling is a range of easy to install veneer walling that offers an ultra-modern finish. The sawn edges and smooth surface textures have been purposefully chosen so they can be incorporated into a number of design.




Silver



Imperial



Caramel



Oatmeal



Silver

Pack type	Sizes (mm)	No. per pack	M² per pack	Kg per pack	Colours
Project pack	600 x 100 x 15	2	0.54	25	All
	400 x 100 x 15	2			
	200 x 100 x 15	2			
	600 x 75 x 15	2			
	400 x 75 x 15	2			
	200 x 75 x 15	2			
	600 x 50 x 15	2			
	400 x 50 x 15	2			
	200 x 50 x 15	2			

Thickness calibrated to 15mm +/- 1.5mm.
Product comes supplied with primer and adhesive.
Note laying advice on page 110.




STONEMARKET



STONEMARKET

Exilis® Splitface

Our Exilis Splitface walling is a range of veneer stone walling that transforms purpose-built garden walls quickly and easily with a super modern finish.



Harvest Mix




Harvest mix



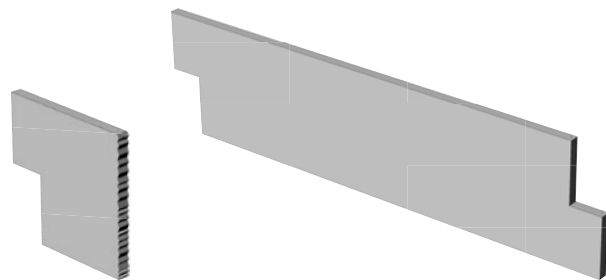
Copper slate



Slate dusk



Nero quartzite



Corner Walling

Z Shaped Walling

Pack type	Sizes (mm)	No. per pack	M² per pack	Kg per pack	Colours
Corners	550 x 150 x *	7 pairs	0.57	23	All
Z shape	550 x 150 x *	7			

*Thickness 10-20mm.


Product comes supplied with primer and adhesive.

Note laying advice on page 110.

Rio®

Rio walling is our granite-inspired concrete walling solution, with a gentle textured surface and natural sparkle that adds a contemporary finish to your project.






Grey



Silver



Grey



Carbon

Complete the look with co-ordinating paving (page 46), driveway paviors (page 70) and edging (page 99)

Sizes (mm)	No. per pack	M ² per pack	Kg per pack	Colours
440 x 100 x 140	90	5.5	1300	Silver, Grey
220 x 100 x 65	165	2.3	567	Carbon

Coverage attained if laid with minimal joints.
Note laying advice on page 110.




Vintage® Stone

Our ethically sourced Vintage Stone walling will add a traditional finish to any property due to its timeworn appearance which has been specially processed to deliver the worn texture and smooth feel of reclaimed stone.



Manor



Manor

Complete the look with co-ordinating paving and setts (page 22)


Pack type	Sizes (mm)	No. per pack	M² per pack	Kg per pack	Colours
Single size pack	325 x 100 x 60	200	5.0	1200	All
	270 x 100 x 60	240	5.0	1200	
	215 x 100 x 60	295	5.0	1180	

Note laying advice on page 110.




Carluke


Our Carluke walling provides the premium look and feel of natural stone walling, at an affordable price. The use of Yorkstone aggregates in the manufacturing process gives the product the desired character achieved when using natural stone.



Rumbled Buff



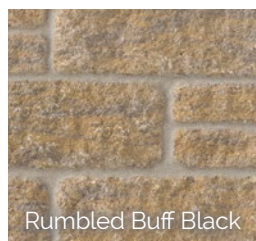
Split Face Buff



Split Face Buff Black



Rumbled Buff



Rumbled Buff Black

Pack type	Sizes (mm)	No. per pack	M ² per pack	Kg per pack	Colours
Split Face Project pack	450 x 100 x 140	90	6.2	1333	All
	300 x 100 x 140	135	6.2	1333	
	450 x 100 x 65	198	6.8	1361	
	300 x 100 x 65	297	6.9	1361	

Coverage attained when laid with 10mm mortar joint.

Note laying advice on page 110.



Pack type	Sizes (mm)	No. per pack	M ² per pack	Kg per pack	Colours
Rumbled Project pack	450 x 100 x 140	80	5.5	1185	All
	300 x 100 x 140	120	5.5	1185	
	300 x 100 x 65	264	6.1	1210	

Coping & Pier Caps






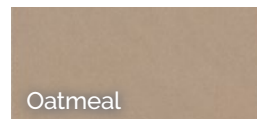



Concrete Single/Double Coping and Pier Caps



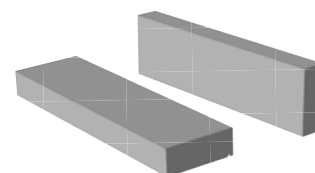
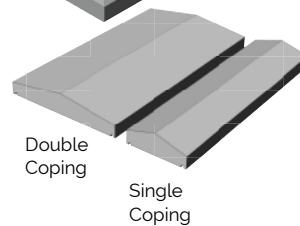

Rio® Single/Double Coping



Avant-Garde® Straight Coping




Pier Caps




Straight Coping


Pack type	Sizes (mm)	No. per pack	Kg per pack	Colours
Pier caps	380 x 380	10	220	All
	530 x 530	3	210	
Pack type	Sizes (mm)	No. per pack	Kg per pack	Colours
Single coping	610 x 140	70	530	All
Double coping	610 x 285	40	647	
Pack type	Sizes (mm)	No. per pack	Kg per pack	Colours
Rio single coping	600 x 136 x 50	50	450	All
Rio double coping	600 x 272 x 50	25	500	
Pack type	Sizes (mm)	No. per pack	Kg per pack	Colours
Avant-Garde straight coping	500 x 136 x 50	50	517	All

Bullnose Steps







Caramel




Imperial



Caramel



Oatmeal



Silver

Complete the look with co-ordinating paving (page 10), walling (page 84), edging (page 91) and garden features (page 101)

Pack type	Size (mm)	No. per pack	Kg per pack	Colours
Avant-Garde	1000 x 350 x 50	10	540	All



Namera®



Pyramis Gold

Tala Sand

Pyramis Gold

Complete the look with co-ordinating paving and paviors (page 12)

Pack type	Size (mm)	No. per pack	Kg per pack	Colours
Namera	1000 x 350 x 40	10	410	All



Arctic® Granite



Dusk

Glacier

Dusk

Midnight

Complete the look with co-ordinating paving (page 16), edging (page 99) and coping (page 99)

Pack type	Size (mm)	No. per pack	Kg per pack	Colours
Arctic Granite	1000 x 350 x 50	10	508	All



Nordus®



Gris

Schwarz

Gris

Complete the look with co-ordinating paving (page 18)

Pack type	Size (mm)	No. per pack	Kg per pack	Colours
Nordus	1000 x 350 x 40	10	508	All



Lorento®



Perlino

Aecor

Aecor

Complete the look with co-ordinating paving (page 9)

Pack type	Size (mm)	No. per pack	Kg per pack	Colours
Lorento	1000 x 350 x 50	10	500	All



Kerbs



PaveKerb

KL HB or BN straight

KL HB internal



KL HB external

KS SP or BN straight

KS SP internal



KS BN external

KS SP external

Pack type	Types and sizes (mm)	Linear metres per pack	Kg per unit	Kg per pack	Colours
Single size pack	KL HB or BN 100 x 127 x 200	25.2	-	1383	Charcoal
	KL HB internal corner	-	7	-	
	KL HB external corner	-	6	-	
	KS SP or BN 100 x 127 x 125	37.8	-	1320	
	KS SP internal corner	-	4	-	
	KS SP external corner	-	4	-	
	KS BN external corner	-	4	-	

Avenu®



Pack type	Sizes (mm)	No. per pack	Linear metres	Kg per pack	Colour
Single size pack	130 x 160 x 250	108	14.0	1199	Charcoal



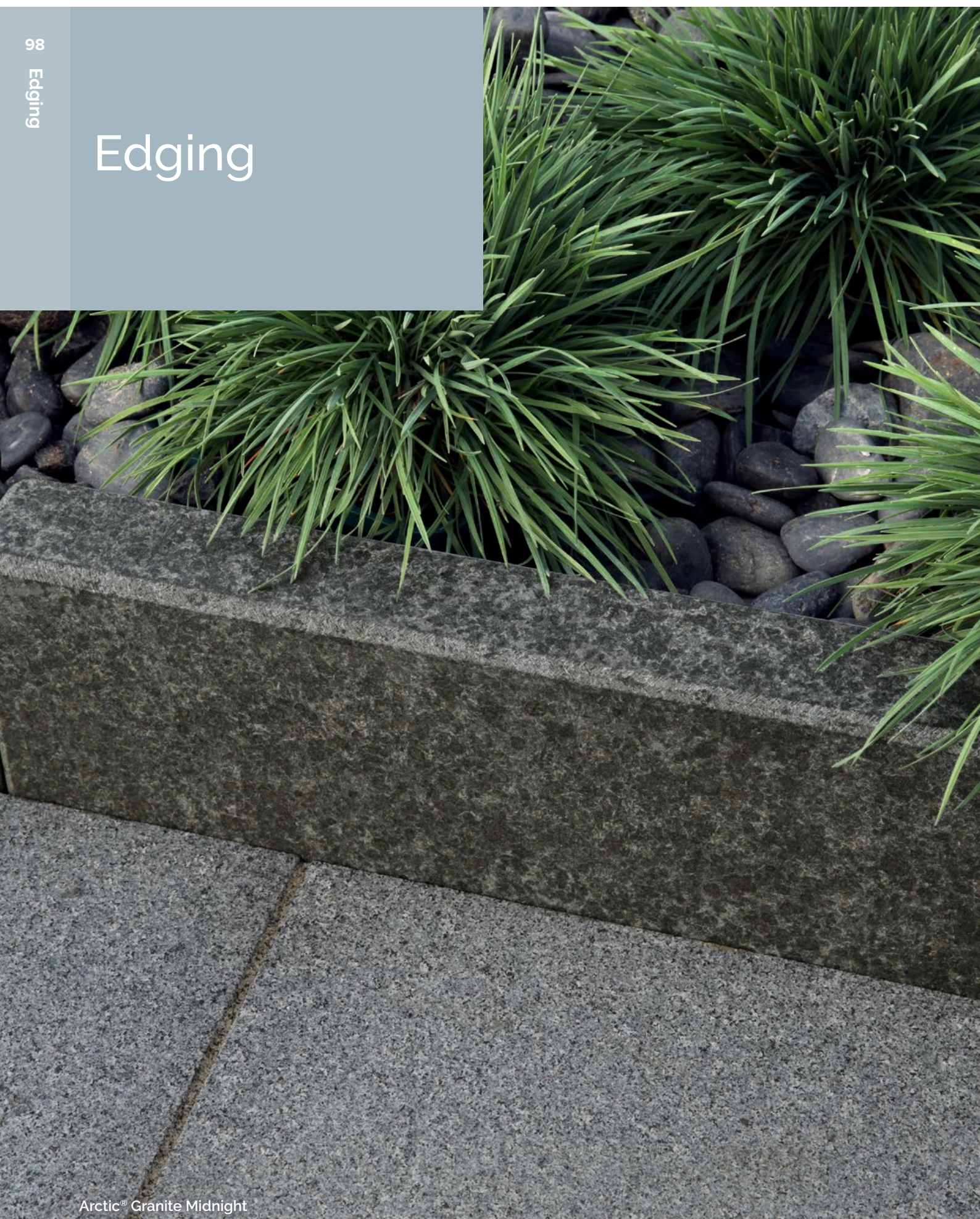
Trident®




Pack type	Sizes (mm)	No. per pack	Linear metres	Kg per pack	Colour
Single size pack	130 x 160 x 250	120	15.6	1345	Pennant Grey







Edging





Ampliar Roundtop ①






Avant-Garde® ②




Arctic® Granite ②




Rio® Coarse Paving ②




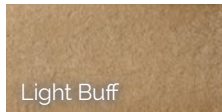
Rio® Driveway ③



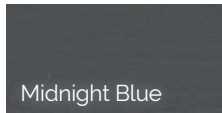
Yorkstone ④



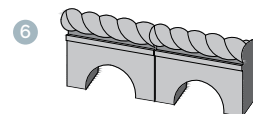
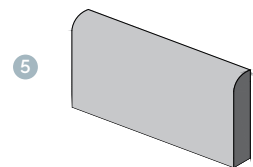
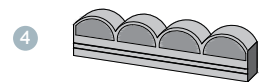
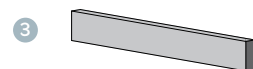
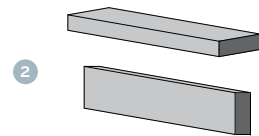
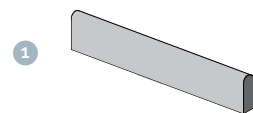
Dalestone ⑤



Victorian Double Rope Top ⑥



Profiles




Pack type	Sizes (mm)	No. per pack	Linear m per pack	Kg per pack	Colours
Ampliar Roundtop edging	915 x 150 x 60	40	36.6	620	All
Avant-Garde edging	900 x 150 x 50	20	18	910	All
Arctic Granite edging	900 x 150 x 50	45	40.5	893	All
Rio Coarse Paving edging	600 x 136 x 50	50	30	470	All
Rio Driveway edging	915 x 150 x 63	48	43.9	937	All
Yorkstone Scalloped edging	590 x 150 x 45	60	35.4	500	All
Dalestone edging	450 x 200 x 50	20	9	172	All
Victorian Double Ropetop Edging	465 x 170	52	24.8	240	All


Paving Features




Vintage® Stone Compass Point



Limestone




Manor



Raven

Complete the look with co-ordinating paving and setts (page 22) and walling (page 88)

Pack type	Dia of circle (mm)	No. per pack	Kg per pack	Colours
Vintage Stone Compass Point	2270	1 kit (57 pcs)	240	All
5 Piece Corner Infill	2850 sq	4 sets	240	Manor



STONEMARKET




STONEMARKET


Avant-Garde® Chaise Lounge




Imperial




Imperial



Caramel



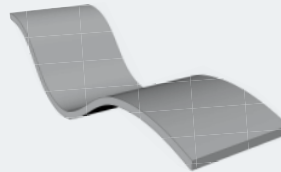
Silver



Oatmeal

Complete the look with co-ordinating paving (page 10), walling (page 84) and steps (page 93)


Pack type	Size (mm)	No. per pack	kg per pack	Colours
Avant-Garde Chaise Lounge	1650 x 600 x 40	1	148	All



Marketstone® Circle Kit



Autumn Multi



Sahara Multi



Autumn Multi

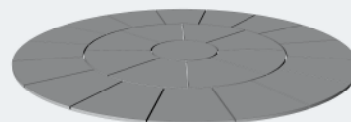


Grey Multi

Complete the look with co-ordinating paving (page 27)

Pack type	Dia of circle (mm)	Approx paved area (m²)	Colours
Marketstone Circle Kit	2440	5.95	All

Mortar bed and 10mm nominal mortar joint required



Jointing




Our Jointing Range

Selecting the right jointing compound is vital, as every Stonemarket Jointing Compound is made specifically for the material it will be installed with to create a strong and durable finish.

Use our installation matrix below to help determine the most effective jointing for your project.

For further information or guidance, please contact Group Technical Services on 0333 220 2730.




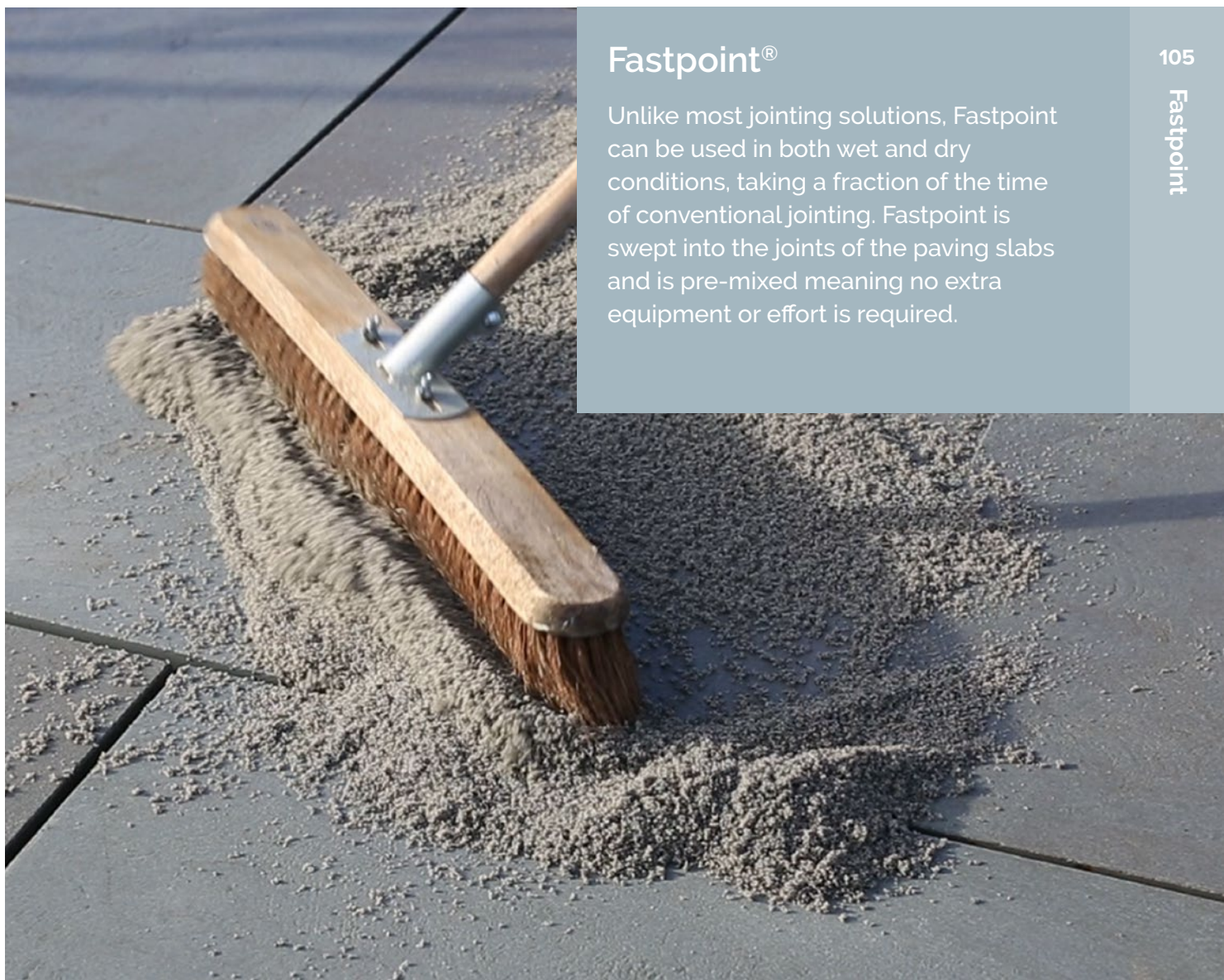
Installation	Kiln Dried Sand	Fastpoint	Narrow Jointing Compound	Driveway Jointing Compound
Ideal For Paving Installations		✓	✓	
Una Paving	✓		✓	
Porcelain Paving			✓	
Sandstone Paving		✓		
Limestone Paving		✓		
Slate Paving		✓		
Concrete Paving		✓		
Ideal For Driveway Installations	✓			✓
Templeton & Millstone Setts				✓




Installation	Kiln Dried Sand	Fastpoint	Narrow Jointing Compound	Driveway Jointing Compound
Joint Width	2-5mm	10-15mm	3-8mm & Min 20mm Depth	5-30mm
Bed Type	Flexible	Rigid	Rigid	Semi-Flexible
Installation	Brush	Brush	Brush	Brush
Installation Temperature	3-25	3-25°C	3-25°C	3-25°C
Weather Conditions	Dry	Dry/Light Rain	Dry/Light Rain	Dry/Light Rain
Coverage Per Tub	Approx 4.5-6.5m²	7m²	16-23m² (Dependent on Product to be Installed)	2m²
Technical Difficulty (★ Easy ★★★★★ Hard)	★	★★	★★	★★★
Cure Time (Depending on Weather Conditions)	N/A	24 Hours Crusting, 30 Days Fully Cured	24 Hours Crusting, 30 Days Fully Cured	72 Hours Crusting, 30 Days Fully Cured

Fastpoint®

Unlike most jointing solutions, Fastpoint can be used in both wet and dry conditions, taking a fraction of the time of conventional jointing. Fastpoint is swept into the joints of the paving slabs and is pre-mixed meaning no extra equipment or effort is required.



Buff



Stone Grey



Pack type	Coverage (m ²)	Kg per pack	Joint widths
Fastpoint	7m ²	15	10-15mm

Coverage is based on 600 x 600 x 20mm paving unit.


**Please note: Not suitable for granite or marble.
24 month shelf life from date of manufacture.**

Narrow Jointing Compound

A contemporary jointing compound designed specifically for our porcelain paving ranges.



Buff



Stone Grey

Pack type	Coverage (m ²)	Kg per pack	Joint widths	Colours
Narrow Jointing Compound	16-23m ²	20	3-8mm	All

Coverage varies based on joint width and paving product being installed. Minimum 20mm joint depth for paving.

Please note: 24 month shelf life from date of manufacture.

Paving Primer

Enjoy peace of mind by adding an exceptionally strong bond between your new garden paving and the bedding mortar.



Pack type	Yield (L)	Kg per pack
Paving Primer	17l	20

Product Information

Our dedicated customer service team is here to help you at any stage of your project journey; they can aid you in finding a local merchant, select products, order samples, and provide technical information to guide you in the laying of our products.

Planning and Laying Information

Paving

Natural Stone

Stonemarket endeavour to ensure that all natural stone products are covered by the Fairstone guarantee of quality. If the Fairstone Logo is visible on a product page be assured that this product is processed and supplied only by proven ethical sources.

All Stonemarket Indian Sandstone is covered by the Stonemarket Stone Standard quality mark of assurance. Wherever the Stone Standard logo is visible on a sandstone page, be assured that this product not only meets but exceeds the base technical levels outlined in the British Standard.

Due to the nature of this product, you may see some colour variation in natural stone products.

Coating the back of each flag with slurry primer just before laying will assist bonding and stop draw through from the bed.

Arctic Granite

We do not recommend the use of Fastpoint with any Arctic Granite products due to staining. As Arctic Granite is a natural material, varying degrees of quartz veining may be apparent in some pieces. Lay Arctic Granite with the textured slip resistant face upwards. Occasionally small micro-fissures can be apparent within Arctic Granite Midnight. These are not a sign of weakness and cause no issues technically to the stone. Avant-Garde

Arctic Granite Glacier

This product sometimes absorbs colour from ordinary Portland cement. We therefore recommend the use of a slurry primer to the back of each flag to prevent draw through.

Avant-Garde

Depending on site conditions, moisture transparency from the bed below is a natural characteristic of these stones that can result in darkening and patchiness on installed product, particularly on less well drained constructions. This can be minimised – contact Stonemarket technical if further advice is required. Suitable drainage in the subbase will help prevent moisture being drawn up through the paving.

When using larger sizes, due to the weight of the units mechanically aided lifting is essential.

Beachside

Beachside may develop iron oxide rich brown spots.

Dorian

Install on a full mortar bed.

Please note that this product can lighten slightly over a period time. This is a natural weathering process. Cleaning with acid based products should be avoided because this will cause a rapid lightening of the surface.

Fernshaw

This paving has not met the rigorous colour tolerance grading given to our premium grade Versuro Sandstone, therefore more colour variation will be apparent when laid.

Slurry back natural stone to increase adhesion and prevent staining.

Knotwood, Paleo, Lucent, Accento, Fortuna, Una range

Due to the manufacturing process of porcelain, there may be some colour variation between batches. This means the final product received may differ in colour tone to any images shown within this brochure. Batch codes, quantity and colour acceptability should be therefore checked prior to installation. Customers should not mix different sizes of the same colour, as there could be colour/shade variation due to the different batches.

A dry lay of this product is recommended before installation onto the full mortar bed to ensure the best colour blend is achieved.

It is advised to make a note of the batch code received, present on all packaging, on receipt of your order. This will be advantageous if you need to place orders at a later date to complete a job, as it will allow our team to send the best match possible. Where ranges have multiple single size options available, we advise against combining these within the same patio, even if the batch codes are the same. This is due to product being manufactured in different locations.

With the exception of the Una range, porcelain paving must be primed with a slurry paving primer before installing onto a full mortar bed.

All building materials should be protected from bad weather, both during storage and after initial installation. For further installation advice please contact our Technical Advisory Service on 03704112233.

Note: All of our porcelain ranges are full bodied, with the exception of the Accento range.

Marketstone Grey Multi

Iron staining may appear on the surface of this product after installation. This causes no technical issues to the stone. Grey Multi may develop brown markings as the stone weathers.

Namera, Lorento

When cutting these products we recommend using a power saw with a diamond blade. We recommend an external waterproof grout for use with these products. Varying degrees of quartz veining may be apparent in both the Namera and Lorento products.

Vintage Stone, Marketstone

Always lay larger face upwards.

Correct way up

Incorrect way up

Use around swimming pools

Advice from Stonemarket should be sought about suitability for use of products around swimming pools.

Lorento is not suitable for use around a chlorinated or salt water pool.

Nordus

Natural Stone slate inevitably shows variation in colour, so viewing the actual samples is always recommended. Also dark slate sometimes surface blemishes occur during installation, these will weather in over time.

Rio Paving

Not suitable for vehicles. Can be laid on a flexible bed. Do not use a vibrator on top of the paving. Level off with a paver's maul when laying on a flexible bed.

Can be laid on sand bed with sand joint max size 450x450mm.

For a contemporary look choose Rio Smooth, for greater slip skid properties try Rio Coarse.

Rio Smooth

Silicon is used as spacers during transportation. Small dark patches may occasionally result, be assured this is only a temporary weathering condition.

Textured Utility, Ryton and Stretton

Although performance is good, sizes and colours will be limited, and finish may be varied.

Sizes listed assume 10mm joint width.

Truslate

This product is not intended for driveways.

This is a natural split product, the thickness can therefore vary between 18-24mm.

Trustone

These products may lighten after installation, all images shown aim to be representative of product once newly installed. This is true of any limestone product used for landscaping purposes.

Please note that Charcoal and Silver can lighten through natural weathering.

Jointing

- For most paving flags, Fastpoint can be used where a minimum 10mm joint and 22mm thick paving units are being utilised. For thicker flags 25mm and over the width can be reduced to 8mm.
- Drainage holes should be included every 300mm using spacers to ensure water can drain away.
- Fastpoint should not be used with Arctic Granite or Lorento.
- Jointing sands and other pervious materials are not recommended except where paving is laid with minimal joints.
- Butt jointing is not recommended for any of our products

Driveways

All Stonemarket driveway products in this brochure are designed for domestic vehicles only, they are not designed for commercial vehicles.

Driveways must be installed with edge restraints for stability.

Driveways must be installed in accordance with current legislation to manage and control water run-off.

Stonemarket concrete block paving is manufactured in different factories. Colour may vary slightly across these works of manufacture. Please always request a sample. If you do mix packs, mix blocks from a minimum of 3 of packs to ensure the correct colour blend.

When using a natural stone product on a driveway with a full mortar bed, we recommend coating the back of each paviour with a slurry primer. This will assist bonding and stop moisture/cement draw through from the bed.

Beachside Setts, Elemental Paviers

Please refer to our installation recommendations for laying on a flexible bed with spacers. For certain driveway installations laying on a mortar bed may be more appropriate.

Beachside Setts, Elemental Paviers, Rio Paviers, Rio Permeapave

We recommend using a rubber mat when vibrating to protect undulating surfaces. Some early surface delamination may occur to Elemental Paviers but will not affect the long term durability or performance.

Granite Setts

As Granite is a natural material, varying degrees of quartz veining may be apparent in some pieces.

Please note due to the nature of this product significant variation between stones can occur.

Please note some setts may display brown markings due to naturally occurring iron.

Pavedrive

Lay a standard driveway sub-base as a flexible installation.

A standard block paving product, made in different factories in England, Scotland and Wales therefore variations in colour and tone may occur

Pavekerb provides standard edge restraint for this range

Templeton Driveway Setts, Millstone Driveway Setts

- It is essential that the Millstone and Templeton Driveway Setts installation guidelines are followed.
- A soil test to check ground and permeability conditions should be completed prior to installation.
- This driveway system is not always suitable for poor ground conditions, such as heavy clay areas. We would recommend that you contact us prior to installation for further advice if ground conditions are not ideal.
- Millstone and Templeton Driveway Setts must be installed with a solid edge restraint around the perimeter to retain the driveway.
- Millstone and Templeton Driveway Setts units must come into full contact with the adjoining block when laid.
- Stonemarket does not recommend installing Millstone and Templeton Driveway Setts on a radius.
- For driveways with an incline of 15° or more or that has specific installation design requirements, please contact Group Technical Services.
- Millstone and Templeton Driveway Setts come with a protective transportation seal which wears off to reveal the slightly, lighter true colour.

- The correct amount of jointing compound is supplied with every pack of Millstone and Templeton Driveway Setts
- After installation, scratches may be visible in the transportation seal. This will weather as the seal dissipates but care should be taken to reduce this during installation.
- Millstone and Templeton Driveway Setts are not maintenance free and will require some yearly maintenance. See our website for more details

Trident Paviers

Please note Trident Paviers mixed size packs have a slightly different finish to that of Trident single size packs manufactured in Scotland, and therefore should not be used together.

Vecta

Lay a standard driveway sub-base as a flexible installation.

A full layer of kiln dried sand should be deposited before any compaction takes place making sure blocks are completely covered.

80mm block will ensure structural stability but absolutely no commercial vehicle should traffic this product.

Driveline drain

- Excavate a suitable concrete strip footing, normally 100mm lean mix, to support the Driveline Drain units, outfall and Rodding Boxes.
- Driveline Drain outfalls and Rodding Boxes should be installed first along with relevant pipework to existing underground pipework, soakaway or SuDs compliant system.
- Before installing the Driveline Drain units apply a 5mm bead of adhesive around the bottom half of the drainage hole avoiding the top of the aperture. Lay the units onto a freshly mixed workable concrete bed, making sure you achieve a tight connection between each unit.
- Haunch the units using a bedding concrete of an appropriate thickness and depth.
- On a flexible install lay the paving 3-5mm above the Driveline Drain units. On a rigid install lay the paving flush to the Driveline Drain units.
- For cleaning Driveline Drain please speak to Group Technical Services. If laying this product for the first time please contact Group Technical Services for an Installation Guide on 0370 411 2233

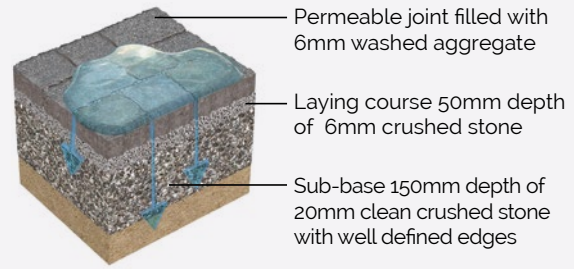
If laying this product for the first time please contact Group Technical Services for an Installation Guide on 0370 411 2233

Permeable Paving Legislation

The increased risk of flooding has led to changes in government legislation, meaning that the environmental consequences of creating hard landscaped areas for vehicle parking must now be taken into consideration when planning your driveway project. Visit www.communities.gov.uk for further information.

New and replacement driveways of any size are exempt from planning permission requirements when they use permeable block paving. The permeable block paving system has been specifically designed to manage heavy rainfall events. Each 60mm block features the Marshalls patented Priora nib design, which allows surface water to pass between the blocks into a specially calculated sub-base without compromising the structural performance of the driveway.

For a comprehensive guide to installing Permeapave we would strongly advise referring to the Stonemarket Permeapave Technical Installation Guide, available by calling 0370 411 2233 or at www.stonemarket.co.uk.



Conditions required for permeable driveways

The permeable design drains water away safely in heavy rainfall without burdening the community drainage system. If installed with the correct sub-base this permeable paving solution can be used in a front garden without obtaining planning permission. Specific installation guidance must be followed.

The permeable system should not be attempted by the DIY enthusiast or untrained installer. It requires the careful calculation of a soil permeability test and appropriate use of specially graded sub-base aggregates.

The grade of Priora featured in this brochure is only intended for normal domestic vehicles and pedestrian traffic, though occasional delivery vehicles over 3.5 tonnes gross weight can be tolerated.

The permeable system is only intended for driveways or paths where infiltration is required only in the immediate permeable paved area and not from other surrounding paved or roofed areas (see rainwater catchment area guideline opposite).

In some parts of the country there are ground conditions where infiltration could adversely affect foundations to houses, therefore, if in doubt seek advice from a specialist or the local authority building control department. Check for services, permeable must not be installed if gas or electric services run through intended Priora areas.

Edge restraint

- Paviers must be surrounded by a rigid edge restraint to stop the blocks and sand layer from creeping.
- Kerbs and driveway edgings are usually best, but walls, decorative edgings or the paviers themselves can also be used as restraints.
- Kerbs must be installed 1/3 into the ground provided that they are installed rigidly on a mortar bed.

Wall building guide

Key points before you start

Common to all Stonemarket Walling Products:

- Stonemarket recommends the use of Copings and Caps with all Walling Products. They also protect walls against the staining effect of rain for a period of time.
- For veneer wall is used with a garden/soil/planting/aggregates behind it, a membrane must be installed at the rear of the wall to stop moisture draw through.
- Walls over 1.5m high need mechanical fixing.
- The correct drainage (such as weepholes) should be considered for any walling retaining soil.

Exilis walling

All installation information and guidance is available at stonemarket.co.uk

Rio walling

Whilst Rio walling can be built using normal mortar we recommend the use of walling adhesive.

Please note this walling is only faced on one side.

An external thin bed adhesive is recommended.

Vintage Stone walling

Vintage Stone is a natural stone product, so block height can vary. Each block is dressed at an angle on each end.

Before commencing to build, blocks should be sorted to enable blocks of similar height to be laid in a uniform manner.

Carluxe walling

Each block is faced/dressed on a minimum of one face and one end.

After the wall is built and the mortar has set firm, clean the blocks with a hose to reveal the full colour.

Health & safety

Mixing mortar

Dry or damp cement and wet concrete or mortar can cause irritation and burns to the eyes and skin. Suitable eye protection and PVC gloves should be worn. If contact with the eyes or skin occurs, irrigate or wash off with plenty of water. If irritation or burning persists, seek immediate medical attention.

Cutting

Using high speed cutters on concrete and stone products produces dust and water suppression must be used. If dust is inhaled in excessive amounts over a long period this may cause long-term health problems. Suitable safety goggles and a dust mask should be worn.

Manual handling

Most of our products are abrasive and heavy, some are very heavy. Appropriate handling precautions include wearing protective gloves and footwear and obtaining mechanical assistance when moving items weighing over 20kg.

Safety data sheets

Available by calling 0370 411 2233.

www.stonemarket.co.uk/healthandsafety

Maintenance

- Keep pavior joints well filled with kiln dried sand.
- Pressure washers and chemical cleaners are not recommended on any of our products particularly reconstituted stone, natural limestone and Arctic Granite midnight.
- Many common patio cleaners and brick acids are hydrochloric acid based and are not appropriate on most of our products including sandstone.
- To clean, wet thoroughly with lukewarm soapy water and use a stiff hard broom.
- Never use common salt to de-ice reconstituted stone or limestone. Alternative products are available, specially formulated for this purpose.
- Light coloured natural stone and concrete blocks, whilst structurally sound for use on driveways, may emphasize tyre marks and oil spills on the driveway and may require more maintenance to maintain appearance.

Coatings/sealants

If a coating or sealant is used, make sure paving is completely dry and free of efflorescence before applying. Responsibility for the performance of any coating rests with the user and the manufacturer of the coating. Always read the instructions carefully and first test a small area for colour and slip resistance, wet and dry. We do not usually recommend the use of coatings and sealants.

For more information please download our Cleaning & Maintenance guide from the Stonemarket website.

General information

Dimensions

The quoted sizes and coverage of our paving ranges, except where using minimal joints, are for the overall areas including appropriate joints, making it easier for you to plan a project and order the right quantities. For precise dimensions, measure several product samples at a stockist.

Colours

Variations in colour shade occur in all Stonemarket products. While the colours shown in this brochure are as accurate as reprographic processes allow, it is essential that you see actual materials at your local stockist before choosing. This is particularly important with natural stone products where considerable variation occurs. Our reconstituted stone products contain natural aggregates so we cannot guarantee that products made at different times will have identical shades. When using several packs, mix products from each pack to achieve a blended overall appearance. Our porcelain products are also subject to batch variation, common to the manufacturing process. This means the product received may differ slightly in colour or texture, to that shown. We advise keeping a note of your batch number, should future orders be required where we aim to send out a co-ordinating batch.

Dusting

Some dusting may very occasionally occur in some of our highly pigmented reconstituted stone ranges. If transfer is causing an inconvenience an appropriate dustproofer may need to be considered.

Efflorescence

All concrete products in their early life can exhibit efflorescence, which may appear as a white deposit and/or apparent colour fading and/or drip staining. The effect will always be more apparent on bolder, darker coloured products. This condition can also on occasion migrate through sandstone from the mortar bed. Efflorescence will generally diminish over time and will not affect long term performance. Stonemarket cannot accept responsibility for any of the above conditions.

Other weathering

Weathering and site conditions can occasionally cause other variations in shade to appear. Differential weathering can cause patchy dark discolourations on the surface of individual units. Again this will generally diminish over time and will not affect long term performance. Natural stone may develop shaded marking, deposits or patches as mineral content oxidises.

All products can develop algae and organic growths under certain environmental conditions and may require cleaning. Areas adjacent to borders, plant pots and trees may discolour from transfer of plant-life; specialist maintenance advice may need to be sought. It is possible for bird droppings and other staining agents to mark all paving types. Dark staining agents will be more apparent on light coloured paving. Stonemarket cannot accept responsibility for any of the above conditions.

Terms and conditions

We are continually making innovations and improving products so we reserve the right to vary designs and specifications without notice. In the unlikely event of products reaching you in less than satisfactory condition, please notify the retailer immediately. Please note that if you lay a product with a defect apparent prior to laying, then we may not accept responsibility for costs incurred.

While every effort has been made to give sound advice, Stonemarket cannot accept responsibility for any loss, damage or injury sustained in following it. We cannot accept any liability if products are used for purposes other than those for which they were intended, or if damage is due to not following our advice.

All instruction given is for guidance purposes; building regulations should be followed at all times.

Applesby Antique, Arctic Granite, Arva, Avant-Garde, Avenu, Beachside, Beachside Setts, Darley Setts, Dorian, Driveline Drain, Elemental Paviers, Exilis Sawn, Exilis Splitface, Fairstone, Fernshaw, Fortuna, Knotwood, Loreto, Marketstone, Medley Paviers, Millstone Driveway Setts, Millstone NEXTpave, Namera, Nordus, Paleo, Pavedrive Paviers, Permeapave, Rio, Rio Paviers, Rio Permeapave, Scoutmoor, Stonemarket, Sundara, Templeton Driveway Setts, Timberstone, Trident, Truslate, Trustone, Una Classic, Una Natural, Una Planks, Una Urban, Vecta and Vintage Stone are all Registered Trademarks. Other Trademark rights are also claimed. Design copyright and patents are also held for many of the products within this publication. Registration numbers are available on request. Any infringement of such copyright will be vigorously pursued. No part of this publication may be reproduced or transmitted in any form without permission in writing from Stonemarket. Stonemarket is a trading name of Marshalls Mono Limited. Registered in England No.509579. Registered Office: Landscape House, Premier Way, Lowfields Business Park, Elland HX5 9HT



Our dedicated customer service team are here to help you at any stage of your project journey.

We can help with:

- Product choice and specification
- Technical support on the performance and strength of our products
- Installation and general maintenance
- Sample selection



STONEMARKET

Stonemarket, George House, Herald Avenue,
Coventry Business Park, Coventry, CV5 6UB

Tel: 0345 302 06 03

(calls may be monitored or recorded)

Email: sales@stonemarket.co.uk

www.stonemarket.co.uk

© Copyright Stonemarket 2022

