

Garden Paving

We have a great range of popular paving and pathway products, backed by strong quality and ethical standards.


Choose from a wide range of colours and sizes, to make your hard landscaping project unique.

Natural Stone Garden Paving



Scoutmoor®

Our range of Scoutmoor paving is a premium British Yorkstone that is predominantly blue-grey in colour with varying amounts of buff. With exceptional strength and durability, Scoutmoor's timeless appearance and British heritage make it a premium paving choice within the UK.



Pack type	Size (mm)	Length (mm)	No. per pack	M ² coverage
Project pack	600 RL* x 20		9	18m ^{2**}
	400 RL* x 20	300 - 900	6	
	200 RL* x 20		3	

Project pack laying example



*RL is an abbreviation for Random Length. This pack is made with set gauge, random length pieces. Random lengths are between 300 - 900mm. Project pack contains a minimum of 18m². Sizes and coverage are actual and do not include joint width.

Note the laying advice on page 108.




Lorento®


Lorento is a sought-after marble paving that is regarded as one of the most luxurious stones available. The sleek sawn profile of the stone has been mellowed by a gentle tumbling process to create a classic look while the distinctive white mottling and delicate veining add to the rich aesthetics.



Aecor



Perline




Aecor

Complete the look with co-ordinating steps (page 95)

Pack type	Sizes (mm)	No. per pack	M ² per pack	Kg per pack	Colours
Project pack	410 x 710 x 30	14	12.86	1014	All
	410 x 610 x 30	14			
	410 x 510 x 30	14			
	410 x 410 x 30	14			

Project pack laying example



Sizes and coverage are those attained when laid with a 10mm joint.

Note the laying advice on page 108.


Avant-Garde®

Avant-Garde is our range of ethically sourced, sawn sandstone that will bring a stylish contemporary finish to any garden project. The innovative surface texturing process, Clear Blast, brings to life the variation and beauty found in this natural stone, while ensuring that the strong colour is maintained.







Oatmeal




Imperial



Caramel



Oatmeal



Silver

Complete the look with co-ordinating steps (page 93), edgings (page 99) and garden features (page 101)

Pack type	Size (mm)	No. per pack	M ² per pack	Kg per pack	Colours
Single size pack	1210 x 1210 x 22	8	11.71	707	All
	1260 x 760 x 22	14	13.41	800	
	1010 x 760 x 22	14	10.75	647	
	760 x 760 x 22	16	9.24	560	
	855 x 570 x 22	35	17.06	1001	
	570 x 570 x 22	60	19.49	1132	
	570 x 285 x 22	120	19.49	1112	

Pack type	Size (mm)	No. per pack	M ² per pack	Kg per pack	Colours
Linear Single size pack	1210 x 310 x 22	25	9.38	560	All
	1210 x 210 x 22	60	6.35	385	

Sizes and coverage are those attained when laid with a 10mm joint. Certain site conditions can result in moisture transparency, in the form of patchiness on the surface of sandstone ranges – note the laying advice on page 108.

Before purchase, logistical consideration must be given to the required mechanical installation and positioning of these items due to substantial weight.



STONEMARKET



STONEMARKET


Namera®

Chosen for its rich colours and distinctive characteristics, the delicate quartz veining and inclusions found naturally within the stone give it a charm which is sure to create a statement.






Tala Blend



Tala Blend



Tala Sand



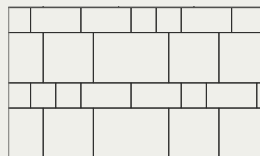
Pyramis Gold

Complete the look with co-ordinating steps (page 94)

Pack type	Sizes (mm)	No. per pack	M ² per pack	Kg per pack	Colours
Paviors	305 x 105 x 30	420	13.45	1037	Tala Blend

Pack type	Size (mm)	No. per pack	M ² per pack	Kg per pack	Colours
Project pack	410 x 510 x 30	8	12.44	989	Tala Sand, Pyramis Gold
	510 x 510 x 30	8			
	610 x 510 x 30	8			
	710 x 510 x 30	8			
	810 x 510 x 30	8			

Project pack laying example




Namera Paviors - sizes and coverage are those attained when laid with a 5mm joint.

Namera Project Pack - sizes and coverage are those attained when laid with a 10mm joint.

Note the laying advice on page 108.


Arva®

Arva is our range of ethically sourced quartzite which combines contemporary sawn edges with a naturally split surface. From cool greys through to warm golden tones, this brazilian quartzite offers a distinct blend of colour that can only be found in a natural stone.



Pack type	Sizes (mm)	No. per pack	M ² per pack	Kg per pack
Project pack	410 x 310	20	13.89	1014
	510 x 310	20		
	610 x 310	20		
	710 x 310	20		

Project pack laying example



Due to naturally split surface, thickness is between 26-30mm. Sizes and coverage are those attained when laid with a 10mm joint.

Note the laying advice on page 108.

Beachside®

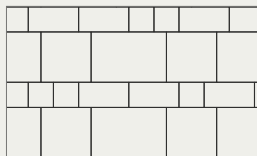
Our Beachside paving features unique subtle banding and a granular appearance. With diamond sawn edges and a lightly textured surface, that enhances the natural elegance of the stone, this range is perfect for any setting.



Complete the look with co-ordinating driveway paving (page 57)

Pack type	Sizes (mm)	No. per pack	M ² per pack	Kg per pack
Project pack	855 x 570 x 30	10	11.70	930
	570 x 570 x 30	13		
	570 x 285 x 30	11		
	285 x 285 x 30	10		

Project pack laying example



Sizes and coverage are those attained when laid with a 10mm joint.

Note the laying advice on page 108.

Arctic® Granite

With its subtly textured surface and modern colour options, Arctic Granite is perfect in any contemporary design situation with each colour working well on its own or as a combination. To create an impact try combining midnight and glacier, whilst dusk will provide a softer contrast.






Complete the look with co-ordinating steps (page 94) and edgings (page 99)

Pack type	Sizes (mm)	No. per pack	M ² per pack	Kg per pack	Colours
Single size pack	909 x 606 x 25	25	13.77	950	
	606 x 606 x 25	50	18.36	1250	All
	606 x 303 x 25	100	18.36	1240	

Pack type	Sizes (mm)	No. per pack	M ² per pack	Kg per pack	Colours
Project pack	606 x 606 x 25	24			
	606 x 303 x 25	35	18.36	1270	All
	303 x 303 x 25	34			

Project pack laying example



Arctic Granite Dusk includes natural veining throughout, adding character to this stone.

Sizes and coverage are those attained with a 6mm joint.


Note the laying advice on page 108.




Nordus®

Nordus is our range of Brazilian slates which has a combination of diamond sawn edges and a natural split surface that has been lightly brushed to impart a clean contemporary look. The edges have also been machine-cut for a consistent joint width, making for a straight forward installation.






Gris



Gris




Schwarz

Complete the look with co-ordinating steps (page 95)

Pack type	Sizes (mm)	No. per pack	M ² per pack	Kg per pack	Colours
Single size pack	810 x 810 x 20	25			
	810 x 405 x 20	50	16.4	832	All
	405 x 405 x 20	100			

Pack type	Sizes (mm)	No. per pack	M ² per pack	Kg per pack	Colours
Project pack	610 x 610 x 20	24			
	610 x 305 x 20	35	18.6	978	All
	305 x 305 x 20	34			

Project pack laying example



Sizes and coverage are those attained when laid with a 10mm joint.

Note the laying advice on page 108.




Truslate®

While the hand split finish of this slate provides a traditional riven surface, the sawn edges coupled with the intense deep blue colour of the product provide a more contemporary feel, which allows the slate to work well in various settings.



Pack type	Sizes (mm)	No. per pack	m ² per pack	kg per pack
Project pack	610 x 610 x *	24	15.63	870
	610 x 305 x *	24		
	305 x 305 x *	24		

Project pack laying example - can also be laid in a random pattern.



*Due to naturally split surface, thickness is between 18-24mm.
Sizes and coverage are those obtained when laid with a 10mm joint.


Note the laying advice on page 108.

Fernshaw®


Fernshaw is our budget-friendly ethically sourced sawn sandstone that offers a clean and modern finish. This sandstone has been loosely hand selected for colour consistency, so the colour and charm of natural stone is very much apparent, creating a traditional finish.




Harvest



Barley



Harvest



Ashen

Pack type	Sizes (mm)	No. per pack	M ² per pack	Kg per pack	Colours
Single size pack	915 x 610 x 18	37	20.65	988	
	610 x 610 x 18	64	23.81	1134	All
	610 x 305 x 18	128	23.81	1097	

Pack type	Sizes (mm)	No. per pack	M ² per pack	Kg per pack	Colours
Project pack	915 x 610 x 18	17			
	610 x 610 x 18	17			
	610 x 305 x 18	18	20.93	990	All
	305 x 305 x 18	19			

Sizes and coverage are those attained when laid with a 10mm joint.

Note the laying advice on page 108.

Project pack laying example



STONEMARKET




STONEMARKET

Vintage® Stone


Vintage Stone is our range of ethically sourced natural stone paving and setts collection that has been specifically selected to showcase the worn textured and smooth feel of reclaimed flagstones.




Manor




Limestone




Manor



Raven



Manor Setts



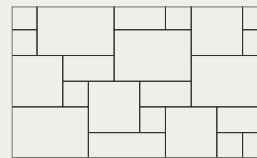
Raven Setts

Complete the look with co-ordinating walling (page 88) and garden features (page 100)

Pack type	Sizes (mm)	No. per pack	M ² per pack	Kg per pack	Colours
Project pack	915 x 610 x 18	14	16.93	988	Limestone, Manor, Raven
	610 x 610 x 18				
	610 x 305 x 18				
	305 x 305 x 18				

Pack type	Sizes (mm)	No. per pack	M ² per pack	Kg per pack	Colours
Setts	285 x 140 x 22	120	10.4	980	Manor, Raven
	210 x 140 x 22	100			
	140 x 140 x 22	100			
	105 x 140 x 22	50			

Project pack laying example



STONEMARKET



STONEMARKET

Sizes and coverage are those attained when laid with a 10mm joint.

Note the laying advice on page 108

Sundara®


Offering contemporary, uniformed colour tones and sleek sawn edges without compromising on the natural charm you would expect to find in a Limestone, Sundara is the perfect choice for a range of design.



Flint Grey



Old Gold



Flint Grey

Pack type	Sizes (mm)	No. per pack	M ² per pack	Kg per pack	Colours
Project pack	570 x 570 x 25	30			
	570 x 285 x 25	32	1754	1200	All
	285 x 285 x 25	32			

Project pack laying example - can also be laid in a random pattern.



Sizes and coverage are those attained when laid with a 10mm joint.

Note the laying advice on page 108.

Dorian®

Dorian is a superb light-grey limestone with sawn edges and a naturally split surface that has been partially rubbed to give a very attractive clean finish. Available in a range of single sizes or as a project pack, Dorian is ideal for use in a wide range of contemporary or traditional design schemes.





Pack type	Sizes (mm)	No. per pack	M ² per pack	Kg per pack
Single size pack	1210 x 310 x 22	40	15.04	920
	1210 x 210 x 22	40	10.16	625
	915 x 610 x 22	30	16.74	985
	610 x 610 x 22	30	11.16	665

Pack type	Sizes (mm)	No. per pack	M ² per pack	Kg per pack
Project pack	915 x 610 x 22	14	16.93	988
	610 x 610 x 22	14		
	610 x 305 x 22	14		
	305 x 305 x 22	14		

Project pack laying example



Sizes and coverage are those attained when laid with a 10mm joint.
Note the laying advice on page 108.



Trustone®

Trustone is our collection of high quality limestone paving. Ethically sourced and hand selected for both purity of colour and dimensional accuracy, this paving is calibrated to a consistent thickness to make install quick and easy.




Blue



Cotsdale



Blue



Torvale


Pack type	Sizes (mm)	No. per pack	M ² per pack	Kg per pack	Colour
Single size pack	915 x 610 x 22	30	16.74	985	Blue, Torvale
	610 x 610 x 22	30	11.16	665	

Sizes and coverage are those attained when laid with a 10mm joint.

Note the laying advice on page 108.

Pack type	Sizes (mm)	No. per pack	M ² per pack	Kg per pack	Colour
Project pack	915 x 610 x 22	14	16.93	988	All
	610 x 610 x 22	14			
	610 x 305 x 22	14			
	305 x 305 x 22	14			

Project pack laying example




Marketstone®


Marketstone is our range of hand dressed, ethically sourced natural sandstone. All three types boast proven durability for exterior use in the UK.



Autumn Multi



Sahara Multi



Autumn Multi



Grey Multi

Complete the look with co-ordinating circle kit (page 101)

Pack type	Sizes (mm)	No. per pack	M ² per pack	Kg per pack	Colours
Single size pack	915 x 610 x 18	37	20.65	988	All
	610 x 610 x 18	64	23.81	1134	
	610 x 305 x 18	128	23.81	1097	

Pack type	Sizes (mm)	No. per pack	M ² per pack	Kg per pack	Colours
Project pack	915 x 610 x 18	17	20.93	990	All
	610 x 610 x 18	17			
	610 x 305 x 18	18			
	305 x 305 x 18	19			

Sizes and coverage are those attained when laid with a 10mm joint.

Note laying advice on page 108.

Project pack laying example - can also be laid in a random pattern.




Porcelain Garden Paving




Una® Urban

Our Una Urban porcelain paving has been purposefully chosen to suit a more contemporary setting. Available in four colour options and one large format size, it's on-trend design is perfect for those wanting to create a modern look.




Sandstorm



Putty




Smoke



Asphalt

Pack type	Sizes (mm)	No. per pack	M ² per pack	Kg per pack	Colours
Single size pack	800 x 800 x 40	15	9.62	873	All



Recommended joint width of 6-10mm.
 Note laying advice on page 108.

Una® Planks


The Una Planks range combines the benefits of using a porcelain product to achieve a low maintenance timber deck aesthetic. The realistic, natural wood finish and colourways will create a stunning look that can blend seamlessly from external to internal designs.




Sherwood



Sherwood




Wychwood



Charnwood

Pack type	Sizes (mm)	No. per pack	M ² per pack	Kg per pack	Colours
Single size pack	1200 x 300 x 40	30	10.79	975	All




Recommended joint width of 6-10mm.


Note laying advice on page 108.

Una® Natural


Choose from three cool grey colour tones which boast the aesthetic representations of natural stone, in a low maintenance porcelain paving. With two popular size options that can be combined together, this range can be used in a multitude of designs.




Haze



Mist




Haze



Thunder

Pack type	Sizes (mm)	No. per pack	M ² per pack	Kg per pack	Colours
Single size pack	1200 x 600 x 40	15	10.79	975	All
	600 x 600 x 40	28	10.07	912	




Recommended joint width of 6-10mm.


Note laying advice on page 108.

Una® Classic


The Classic range is comprised of three popular colours and one traditional size which will suit almost any property. The design detail of the porcelain tile and plan size have been selected to allow for both contemporary and traditional designs.




Stone Black



Stone Light Grey



Stone Dark Grey



Stone Black

Pack type	Sizes (mm)	No. per pack	M ² per pack	Kg per pack	Colours
Single size pack	600 x 600 x 40	28	10.07	912	All



10mm porcelain

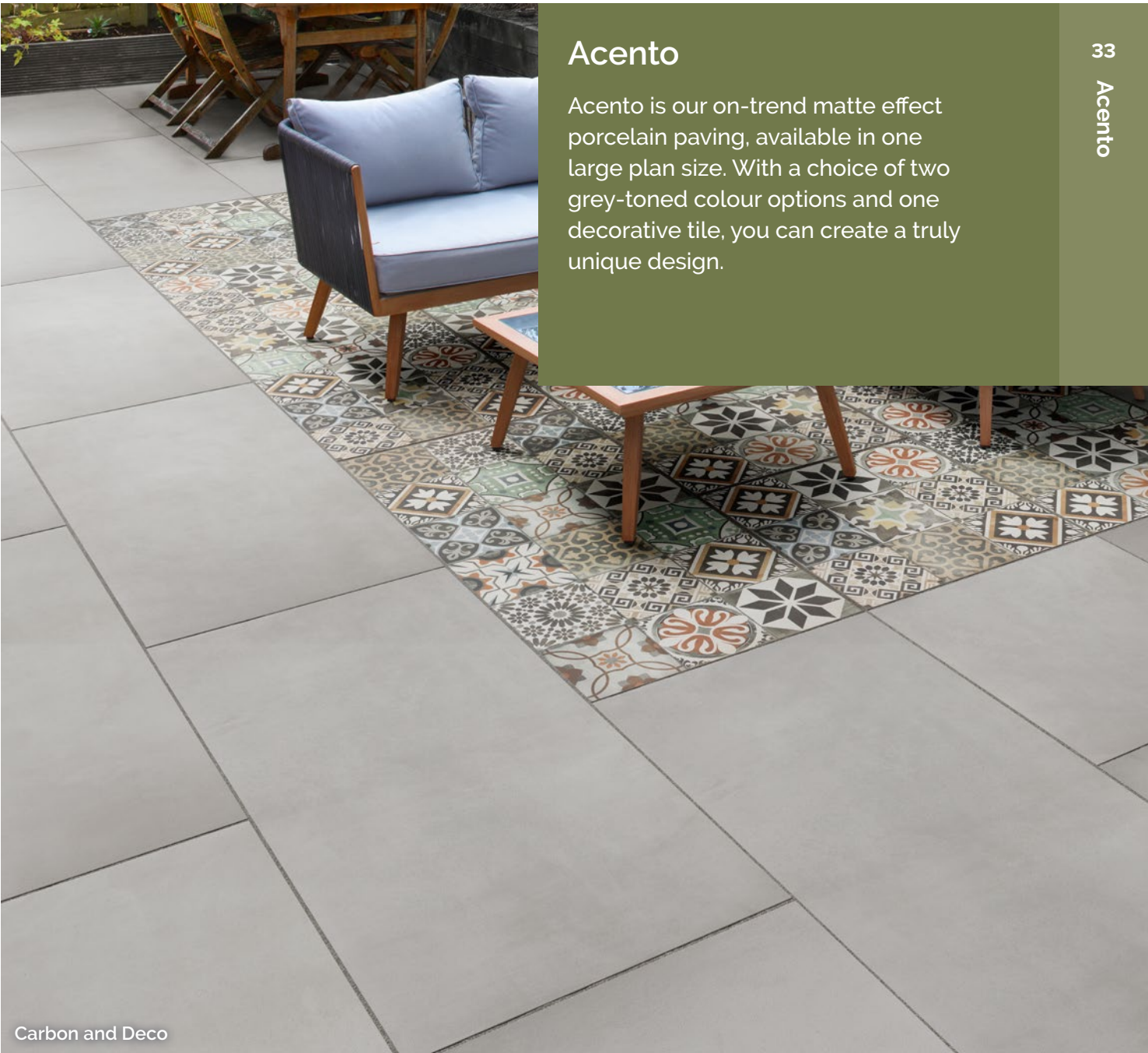
30mm concrete

Recommended joint width of 6-10mm.

Note laying advice on page 108.

Acento


Acento is our on-trend matte effect porcelain paving, available in one large plan size. With a choice of two grey-toned colour options and one decorative tile, you can create a truly unique design.




Carbon and Deco



Deco



Graphite



Carbon

Pack type	Sizes (mm)	No. per pack	M ² per pack	Kg per pack	Colours
Single size pack	1000 x 500 x 20	36	1782	883	All

Each pack comes with the appropriate quantity of jointing compound.
All sizes are based on working dimensions, with coverage obtained when laid with a 5-8mm joint.

Note the laying advice on page 108.

Knotwood®

Our Knotwood porcelain paving perfectly recreates the colour, warmth and texture of traditional timber planks, without any of the technical issues associated with genuine wood.






Cherry



Birch



Oak



Cherry

Pack type	Sizes (mm)	No. per pack	M ² per pack	Kg per pack	Colours
Single size pack	1200 x 300 x 20	48	17.28	795	All

Each pack comes with the appropriate quantity of jointing compound. All sizes quoted are working dimensions, with coverage attained when laid with a 5-8mm joint.


Note the laying advice on page 108.

Lucent


With an authentic appearance and gently textured surface, Lucent comes in two attractive colours. Copper exhibits an exciting range of russet and gold tones over a grey background, whilst Blue offers a classic look that will be on-trend for years to come.



Copper



Copper




Blue

Pack type	Sizes (mm)	No. per pack	M ² per pack	Kg per pack	Colours
Single pack sizes	1200 x 600 x 20	26	18.72	878	All
	600 x 600 x 20	64	23.04	1040	

Pack type	Sizes (mm)	No. per pack	M ² per pack	Kg per pack	Colours
Project pack	900 x 600 x 20	13	16.89	781	All
	600 x 600 x 20	18			
	600 x 300 x 20	9			
	300 x 300 x 20	19			

Project pack laying example - can also be laid in a random pattern.



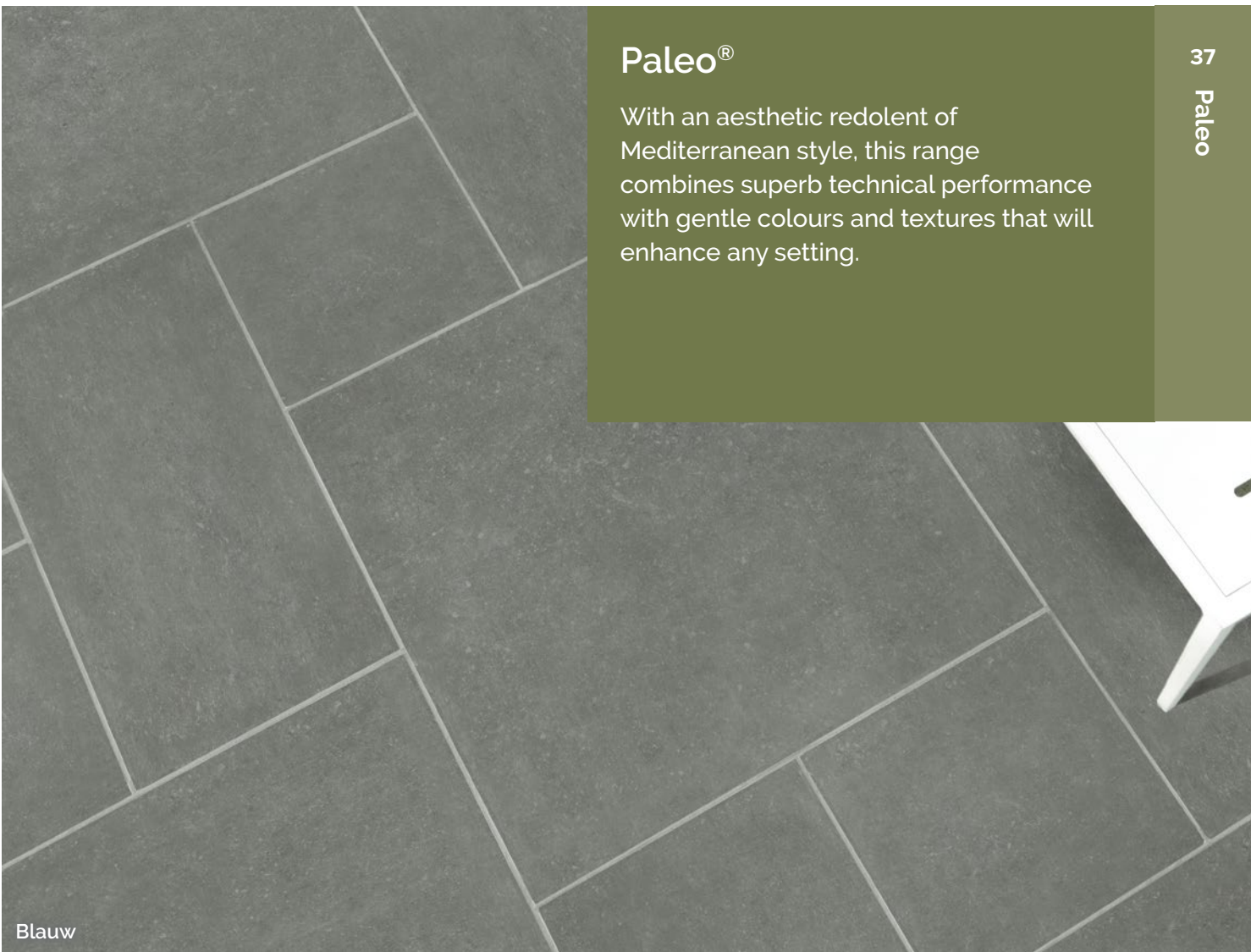
Each pack comes with the appropriate quantity of jointing compound.

All sizes quoted are working dimensions, with coverage attained when laid with a 5-8mm joint.


Note the laying advice on page 108.

Paleo®


With an aesthetic redolent of Mediterranean style, this range combines superb technical performance with gentle colours and textures that will enhance any setting.




Blauw



Ivory



Senna




Blauw

Pack type	Sizes (mm)	No. per pack	M ² per pack	Kg per pack	Colours
Single size pack	1200 x 600 x 20	26	18.72	878	Blauw, Ivory
	900 x 600 x 20	40	21.60	1013	Senna
	600 x 600 x 20	64	23.04	1040	All

Pack type	Sizes (mm)	No. per pack	M ² per pack	Kg per pack	Colours
Project pack	900 x 600 x 20	13	16.89	781	Blauw, Senna
	600 x 600 x 20	18			
	600 x 300 x 20	9			
	300 x 300 x 20	19			

Project pack laying example - can also be laid in a random pattern.



Each pack comes with the appropriate quantity of jointing compound.


All sizes quoted are working dimensions, with coverage attained when laid with a 5-8mm joint.

Note the laying advice on page 108.


Locana

Locana is the perfect choice for that ultra-modern, industrial chic finish. Playing on the popularity of polished concrete, this fantastic porcelain alternative is both functional and beautiful, adding an industrial and architectural style to any outdoor space.







Moon



Moon



Ash



Grey

Pack type	Sizes (mm)	No. per pack	M ² per pack	Kg per pack	Colours
Single size pack	1200 x 600 x 20	34	24.48	1000	All

All sizes quoted are working dimensions, with coverage attained when laid with a 5-8mm joint.


Note the laying advice on page 108.

Maletto

Maletto combines the modern crisp look of porcelain with the traditional aesthetics of natural stone. Easy to maintain and in a choice of four colours, it's perfect for creating a cool, contemporary garden.



Grey




Cream



Grey



Slate Grey



Graphite

Pack type	Sizes (mm)	No. per pack	M ² per pack	Kg per pack	Colours
Single size pack	600 x 600 x 20	60	23.04	960	All
	1200 x 600 x 20	30	216	900	

All sizes quoted are working dimensions, with coverage attained when laid with a 5-8mm joint.

Note the laying advice on page 108.


Fortuna®

Combining incredible technical performance with traditional, classic tones, Fortuna porcelain paving from Stonemarket offers a reliable, low maintenance paving solution.







Grey



Cream




Beige



Bronze



Silver



Grey




Black

Pack type	Sizes (mm)	No. per pack	M ² per pack	Kg per pack	Colours
Single size pack	900 x 600 x 20	48	25.92	1085	Cream, Silver, Grey, Black
	600 x 600 x 20	64	23.04	1085	All

All sizes quoted are working dimensions, with coverage attained when laid with a 5-8mm joint. Note the laying advice on page 108.

Pack type	Sizes (mm)	No. per pack	M ² per pack	Kg per pack	Colours
Project pack	600 x 600 x 20	24	15.12	1279	All
	600 x 300 x 20				
	300 x 300 x 20				

Project pack laying example



Concrete Garden Paving




Timberstone®


Almost indistinguishable from genuine aged timber, our range of Timberstone Sleepers offers the sought-after weathered appearance of real timber, but with all the durability of concrete.



Driftwood



Coppice Brown



Driftwood

Pack type	Sizes (mm)	No. per pack	M ² per pack	Kg per pack	Colours
Large Sleeper	900 x 225 x 50	40	8.1	850	All
Medium Sleeper	675 x 225 x 50	40	6.0	676	
Stepping Stones (Logs)	300-450 dia x 40-75	60	-	619	


Note the laying advice on page 108.



Rio®

Our Rio garden paving replicates an attractive granite effect finish which boasts a slip-resistant texture with speckled colours, which suits a number of contemporary properties.





Sand Coarse



Shell Coarse



Storm Coarse



Storm Smooth

Complete the look with co-ordinating driveway paviors (page 70) and edging (page 99)

Rio Coarse

Pack type	Sizes (mm)	No. per pack	M ² per pack	Kg per pack	Colours
Single size pack	600 x 600 x 35	30	10.8	960	Sand, Storm, Shell
	450 x 450 x 35	60	12.2	990	Sand, Storm

Rio Smooth

Pack type	Sizes (mm)	No. per pack	M ² per pack	Kg per pack	Colours
Single size pack	600 x 600 x 38	30	10.8	960	Storm

As Rio is usually laid with minimal joints, the sizes quoted are nominal dimensions.

Actual working dimensions are 2mm under nominal sizes +/- 3mm.

Note the specific advice on page 108.




Millstone® NEXTpave®

Our Millstone paving has been moulded from genuine stone masters to replicate antique stone, making them a great choice for traditional gardens, especially those belonging to period properties.



Olde London



Original



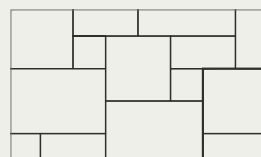
Olde London

Pack type	Sizes (mm)	No. per pack	M ² per pack	Kg per pack	Colours
Single size pack	915 x 610 x 38	22	12.3	1027	All
	610 x 610 x 38	22	8.2	685	
Pack type	Sizes (mm)	No. per pack	M ² per pack	Kg per pack	Colours
Project pack	915 x 610 x 38	6	10	842	All
	610 x 610 x 38	12			
	610 x 305 x 38	6			
	305 x 305 x 38	12			

For maximum impact and time saving it is essential that Millstone NEXTpave installation instructions are followed.

Note the laying advice on page 108.

Project pack laying example




Bourton


Bourton is an affordable decorative paving that is both functional and aesthetically pleasing. The riven paving slabs are available in four bold colour ways and a range of sizes, which are sure to add character to your garden.



Buff




Buff



Savannah Weathered*



Weathered Autumn



Misty Grey*

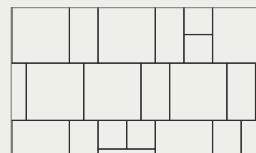
*Misty Grey and Savannah Weathered not available in Scotland.

Pack type	Sizes (mm)	No. per pack	M ² per pack	Kg per pack	Colours
Single size pack	300 x 300 x 32	44	3.96	287	Buff, Misty Grey, Weathered Autumn
	450 x 450 x 32	44	8.91	682	
	600 x 300 x 32	44	7.92	548	
	600 x 600 x 32	22	7.92	616	

We recommend laying this product with a 10-15mm joint.

Pack type	Sizes (mm)	No. per pack	M ² per pack	Kg per pack	Colours
Project pack	300 x 300 x 32	4	5.12	368	All
	600 x 300 x 32	10			
	600 x 600 x 32	8			

Project pack laying example




Standard Textured

A popular range of textured paving which is a strong, hardwearing option for practical areas. With a choice of three neutral colours, this easy to lay paving is an affordable choice that is ideal for any property.



Buff



Natural

Buff

Charcoal

Pack type	Sizes (mm)	No. per pack	M ² per pack	Kg per pack	Colours
Single size pack	300 x 300 x 32	60	5.4	370	All
	450 x 450 x 32	64	12.86	997	
	600 x 300 x 32	30	5.4	390	
	600 x 600 x 32	30	10.9	790	

We recommend laying with a minimal joint.



Ryton

Ryton is one of our ranges of utility paving which is a hardwearing option for wherever non-decorative paving is required. It's riven profile has been designed to replicate a natural stone surface which adds character to this functional paving. Ideal for use under greenhouses, sheds or utility areas.



Grey



Buff



Grey



Charcoal

Pack type	Sizes (mm)	No. per pack	Kg per pack	Colours
Single size pack	450 x 450 x 32	60	927	All
	600 x 600 x 38	25	800	

This product is technically excellent and very durable, but it should be noted the aesthetic specification is non-decorative. Ryton is usually laid with minimal joints, the sizes quoted are the actual dimensions. Colour variations may occur if mixing production batches.



Stretton


Stretton is one of our popular ranges of utility paving which is a perfect, hardwearing option for areas that require functional paving. It's flat texture provides a clean and modern finish that works in any utility area. Ideal for use under greenhouses, sheds or utility areas.



Buff



Buff



Grey

Pack type	Sizes (mm)	No. per pack	Kg per pack	Colours
Single size pack	450 x 450 x 32	60	927	All
	600 x 600 x 38	25	800	

This product is technically excellent and very durable, but it should be noted the aesthetic specification is non-decorative. Stretton is usually laid with minimal joints, the sizes quoted are the actual dimensions. Colour variations may occur if mixing production batches.




Artificial Grass



Fairway

Designed to perfectly replicate natural grass, Fairway artificial grass offers high performance, backed with a 10 year UV guarantee.

Our fauna blend features a jute thatch and a 30mm pile height to give a luxurious finish to any garden, for all the family to enjoy.



Pack type	Sizes (m)	M ² per roll	Pile height (mm)
Single roll	4 x 25	100	30

