



Concrete Kerb Guide

Introducing the Marshalls' kerbs range

We've been producing best in class concrete kerbs for decades. This guide introduces the wide range of British-made kerb types we have to offer, helping you find the right product for the job no matter the location, application, or finish you need.

Why choose Marshalls?

All our concrete manufactured kerb ranges are made in Britain.

We operate our own delivery fleet and can supply either direct to site or via your local merchant. This gives you excellent product availability and a lower lorry mile solution.

As a long-established commercial kerb supplier in the UK, we have a wide range of options that provide heavy-duty solutions to suit any of your requirements. Our products are a match for even the most rigorous demands and can withstand challenging conditions while guaranteeing long-lasting visual appeal for your design.



100%
RECYCLABLE

Find the ideal solution for your design

A kerb is an integral yet underestimated feature of urban design. Your choice of kerb can have a significant impact on the look and feel of your project.

The ideal kerb should perfectly slot into your design as a durable and robust accessory, whether used to contain paths and pavements or separate surfaces in construction.



WIDE RANGE OF
KERBS AVAILABLE

FIND OUT MORE





www.marshalls.co.uk

To view our case studies, request a quote, order a sample or track your delivery visit our website.



0345 302 0600

For specific project assistance, you can contact us through the website or call this number.



All Marshalls' kerbs offer excellent consistency and performance to aid installation and keep the pavement looking great for years to come.

Aesthetic kerbs

Conservation X kerb
255 x 205mm & 145 x 255mm

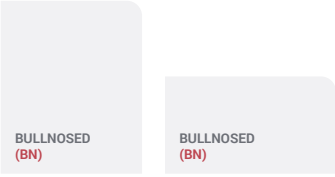
For a striking and modern kerb system, the Conservation X kerb offers a slightly wider profile than a British Standard kerb, delivering modern design aesthetics in any application.

This concrete kerb system features a lightly textured surface and exposed granite aggregate to create a sophisticated and contemporary look.

- Ideal for use in areas where a more attractive kerb unit is required
- A full range of complementary products available from the Conservation X paving collection



Available profiles



Saxon kerb
125 x 255mm

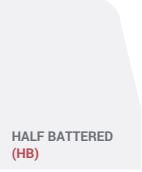
Available in the popular HB2 profile, our Saxon kerb is the perfect contemporary alternative to our British Standard kerb option.

Highly durable, its textured face delivers a premium aesthetic and has excellent slip resistance.

- Textured durable finish
- Available in popular HB2 profile and 125 x 255mm size
- Complements our popular Saxon paving range



Available profile



Specialist kerbs

Titan kerb
High containment kerb system

Titan kerb is designed to provide a clear visual delineation between trafficked and non-trafficked areas, redirecting errant traffic to its intended path.

This specialist traffic control system is an essential tool for designers to protect vulnerable street installations such as pedestrian refuges.



Available profile



Bus Stop kerb
Variable height bus stop kerb system

This two-piece system provides pedestrians with safe and easy access to buses and similar transportation of varying heights.

The smooth, angle faced kerb can be installed at different heights to coincide with the lowest steps of local buses, while the optional rumble channel allows bus drivers to position the vehicle as close to the kerb as possible.



Available profile



Kerb profiles available for each range:

Kerb Range	Profile/Type	Saxon Kerb	Conservation X Kerb	Titan Kerb	Bus Stop Kerb	Key Kerb	Tegula Kerb
Straights	Half Battered (HB)	✓					
Straights	Wider/Squarer		✓				
Ancillary	Droppers	✓	✓	✓	✓		
Ancillary	Chamfer Droppers		✓				
Ancillary	Centre Stones	✓	✓				
Ancillary	Chamfer Centre Stones		✓				
Ancillary	Internal Angles	✓		✓		✓	
Ancillary	External Angles	✓	✓	✓		✓	
Ancillary	Quadrants	✓	✓	✓			
Ancillary	Internal Radius	✓	✓	✓		✓	
Ancillary	External Radius	✓	✓	✓	✓	✓	
Ancillary	Small Unit					✓	✓
Specialist	High Containment			✓			
Specialist	High Containment Transition			✓			
Specialist	High Containment Quadrant			✓			
Specialist	High Containment Internal Radius			✓			
Specialist	High Containment External Radius			✓			
Specialist	Variable Height				✓		
Specialist	Variable Height Channel				✓		
Specialist	Variable Height Transition				✓		
Specialist	Variable Height Radius				✓		
Channels & Edgings	Edgings	✓	✓				
Other	Kerb Steps	✓	✓				

Small element kerbs

Tegula kerb
Small unit concrete kerb


Tegula kerb sets provide a finishing touch to complement developments where the kerb is both a functional item and a critical design feature.

Available in one profile with six variable laying configurations, Tegula kerb is often used to create steps and drainage channels in paved areas.

- Traditional aged finish
- Versatile profile
- Complements our popular Tegula block range



Available profile



Keykerb®
Small unit concrete kerb

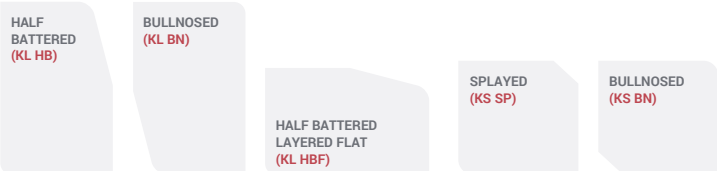
Designed to perfectly complement our Keyblok paving, Keykerb® is a versatile and functional border solution.

Available in a full range of ancillary shapes, including radius and angled units, to help complete the finishing touches on your project.

- Two size options: Keykerb® Large (KL) & Keykerb® Small (KS)
- A comprehensive set of radii, droppers and angle stones available



Available profiles



Keykerb® Large (KL)

- Manufactured with Bullnosed (BN) and Half Battered (HB) profiles in a dual purpose unit
- Kerb upstand of 100-125mm
- Units can be installed flat

Keykerb® Small (KS)

- Manufactured with 45° Splayed (SP) and Bullnosed (BN) profiles in a dual purpose unit
- Intended for laying with a 25-50mm kerb upstand



Supporting elements

Tactile paving is essential for any public area, as it can warn visually impaired pedestrians of hazards such as gradient changes, road crossings and cycleways.


It is vital to install the appropriate paving in these key areas, including when kerbs are used.

www.marshalls.co.uk


To find out more about our full range of tactile paving products, visit our website.

Tactile paving


Blister Paving



Hazard Warning



Directional Guidance




Lozenge Paving




Platform Edge




Lambeth Deterrent




Blister Block




Cycleway



Cycle Demarcation



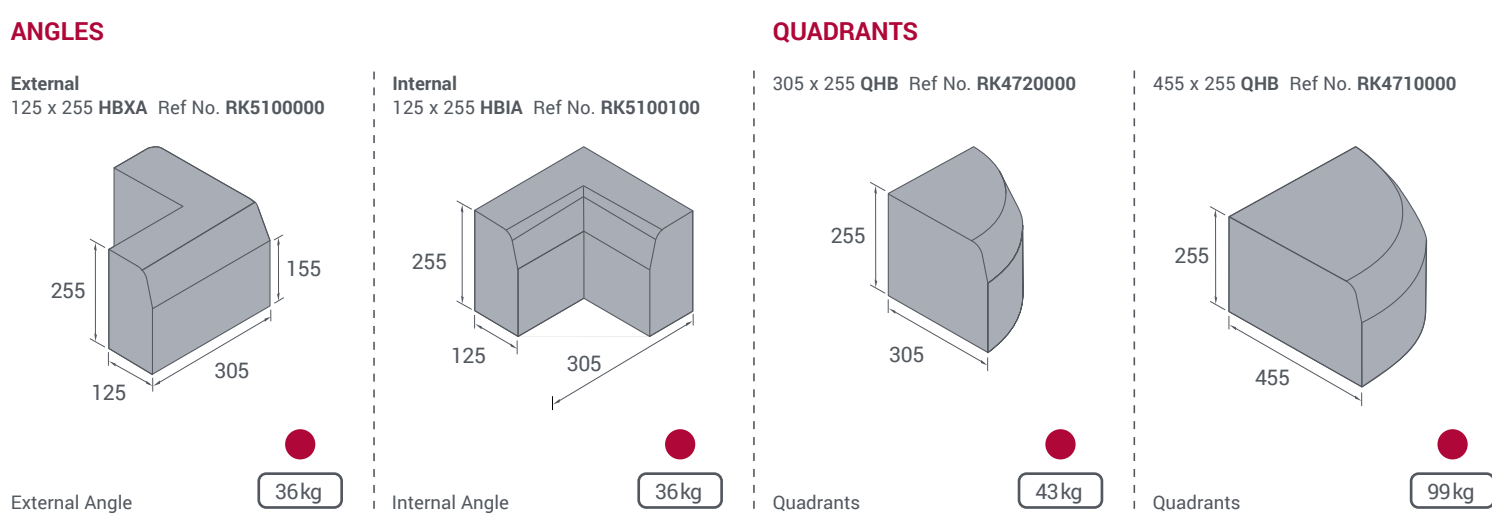
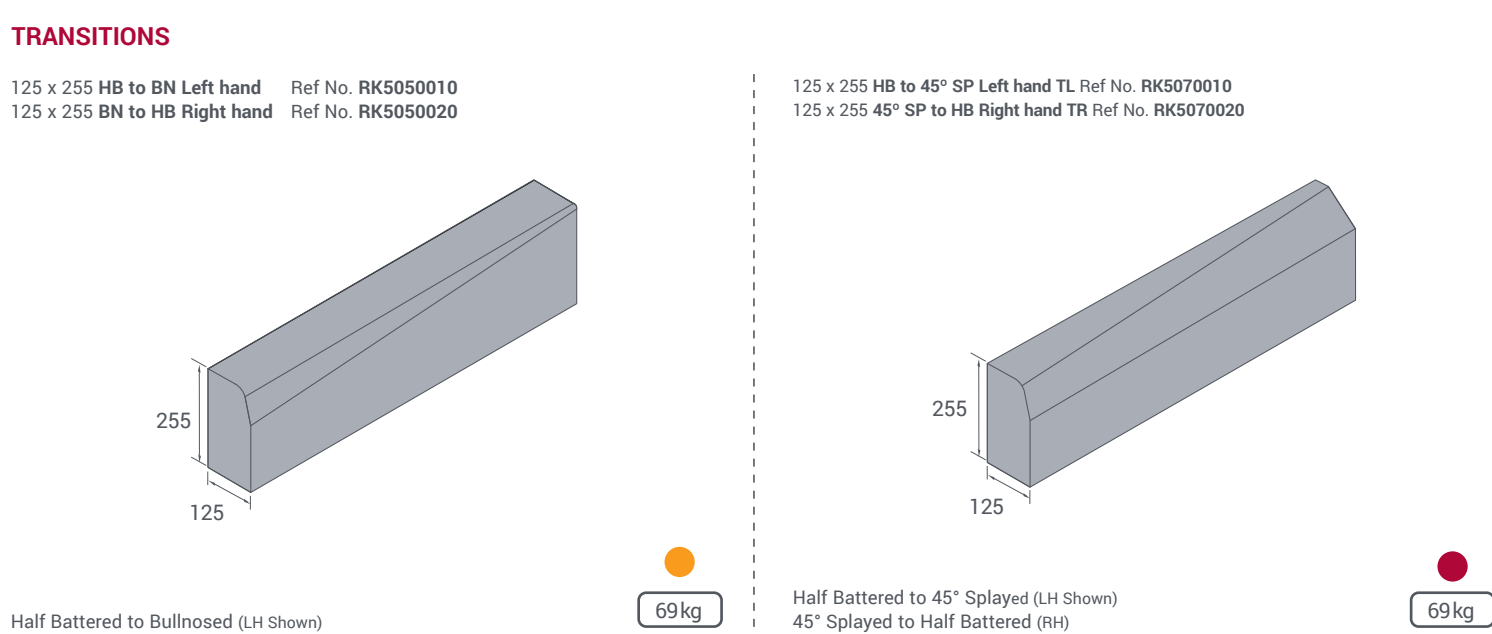
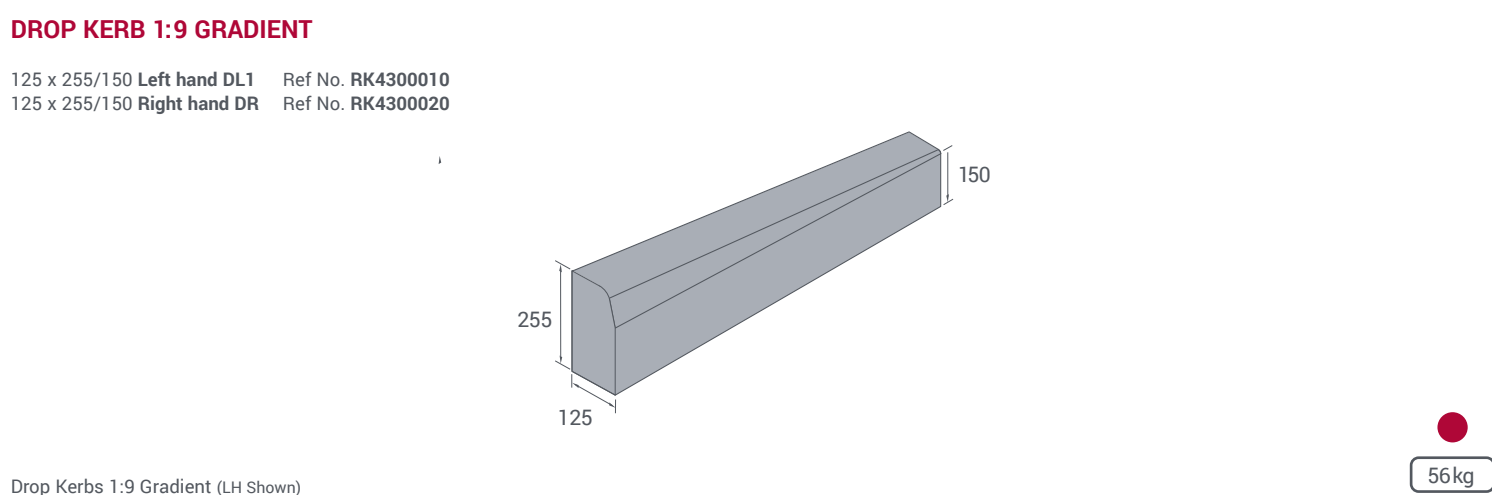
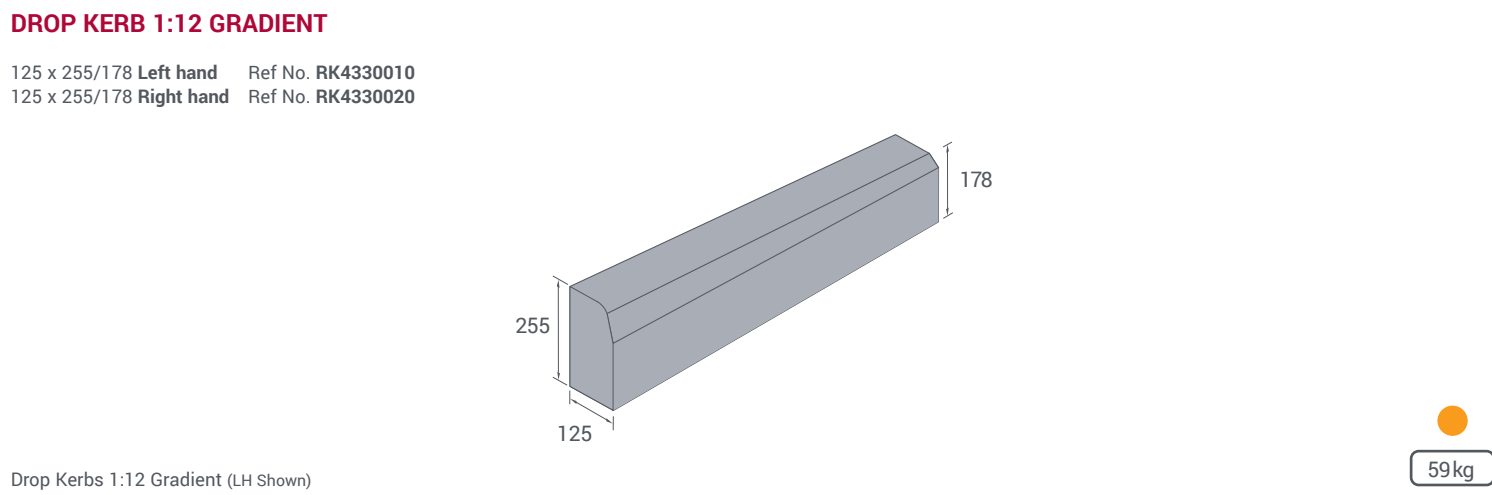
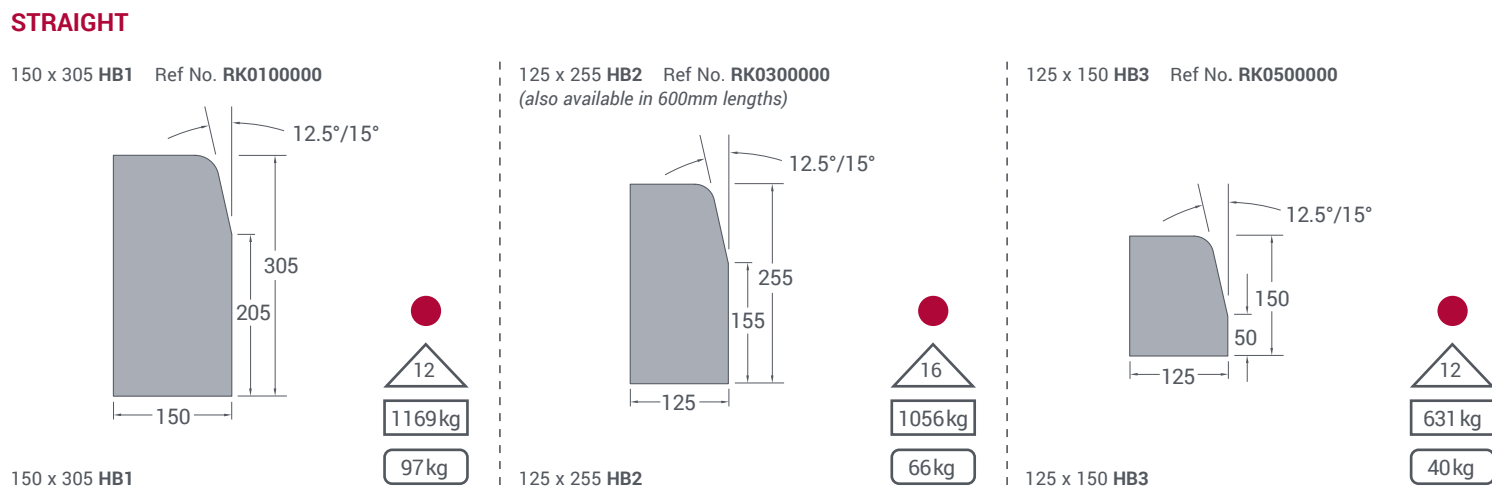
Barface



Standard Kerbs, Channels & Edgings



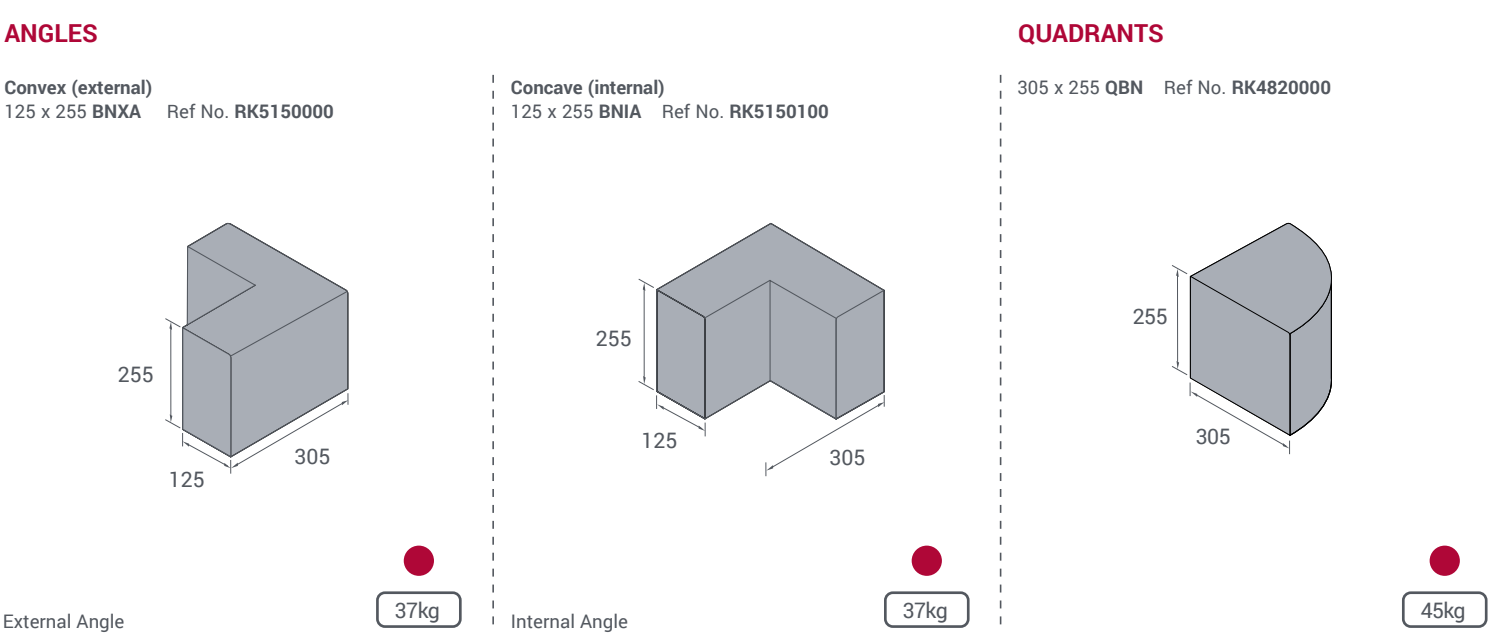
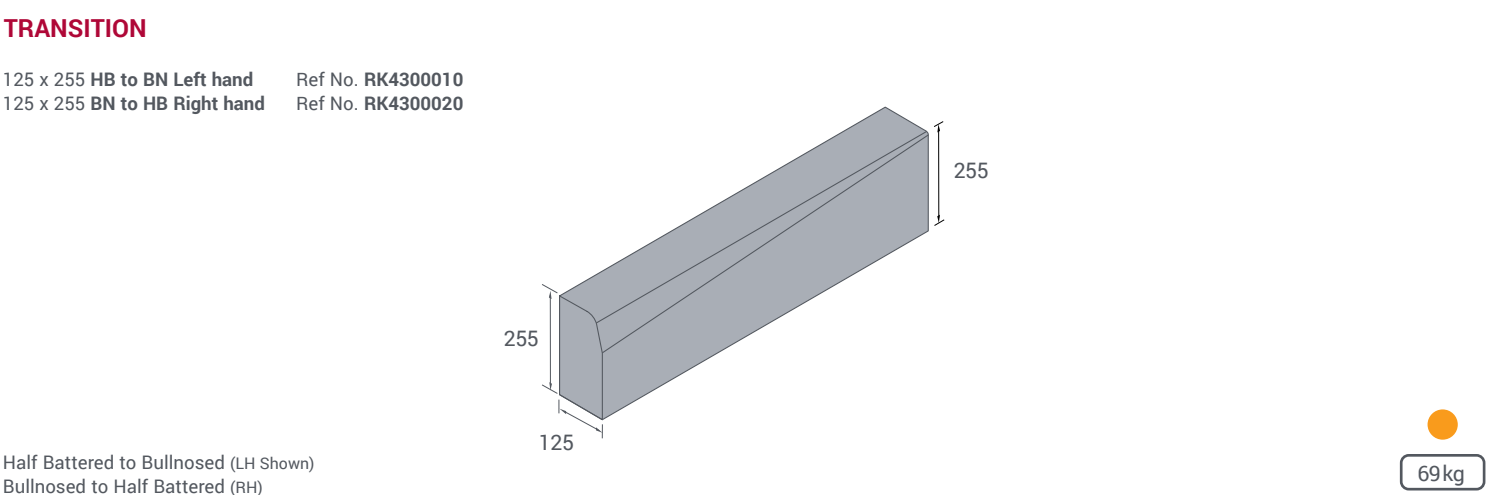
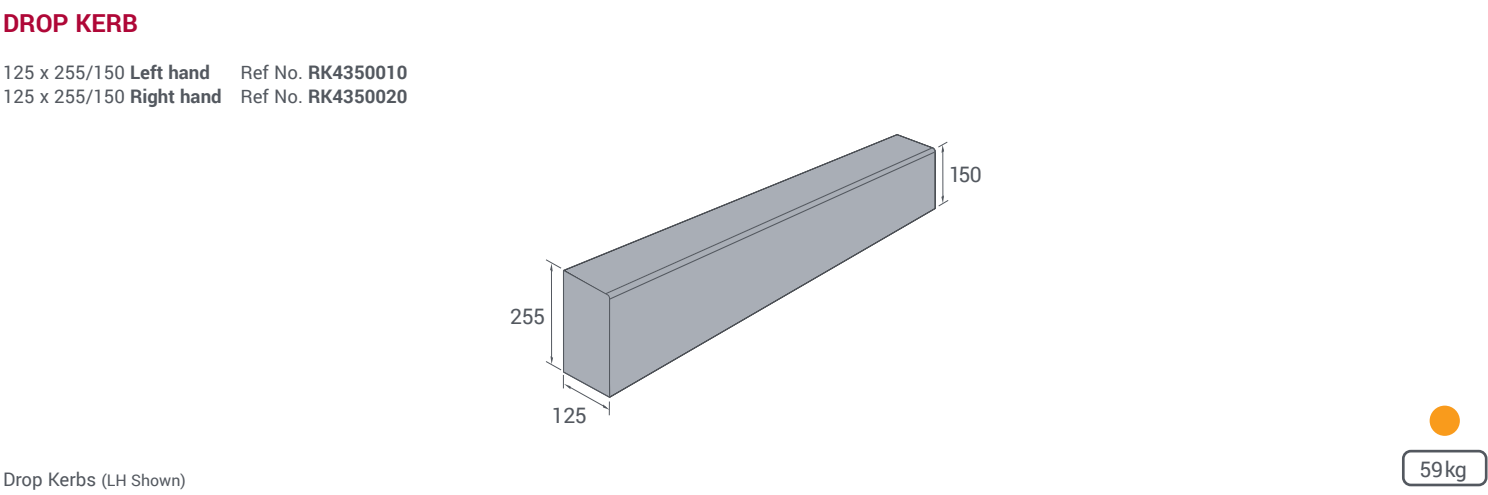
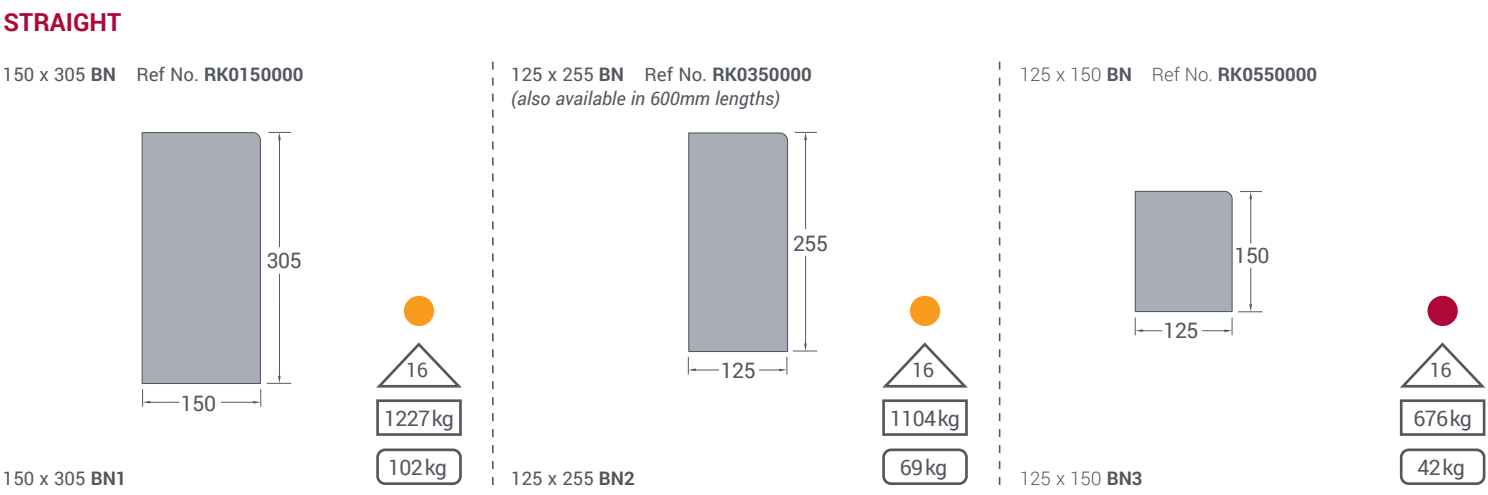
Kerbs Half Battered



- KEY**
- 672kg Approximate weights per pack
 - 97kg Approximate weight per unit
 - 16 Quantity per pack
 - Traditional British Standard size and designations, manufactured to BS EN 1340:2003
 - Non-traditional British Standard size and designations, manufactured to BS EN 1340:2003
 - Kerb products manufactured to order
- All sizes shown are in mm unless otherwise stated

For reference numbers and product variations please contact our sales office on 0345 2030600.

Kerbs Bullnosed



BRITISH STANDARD KERBS

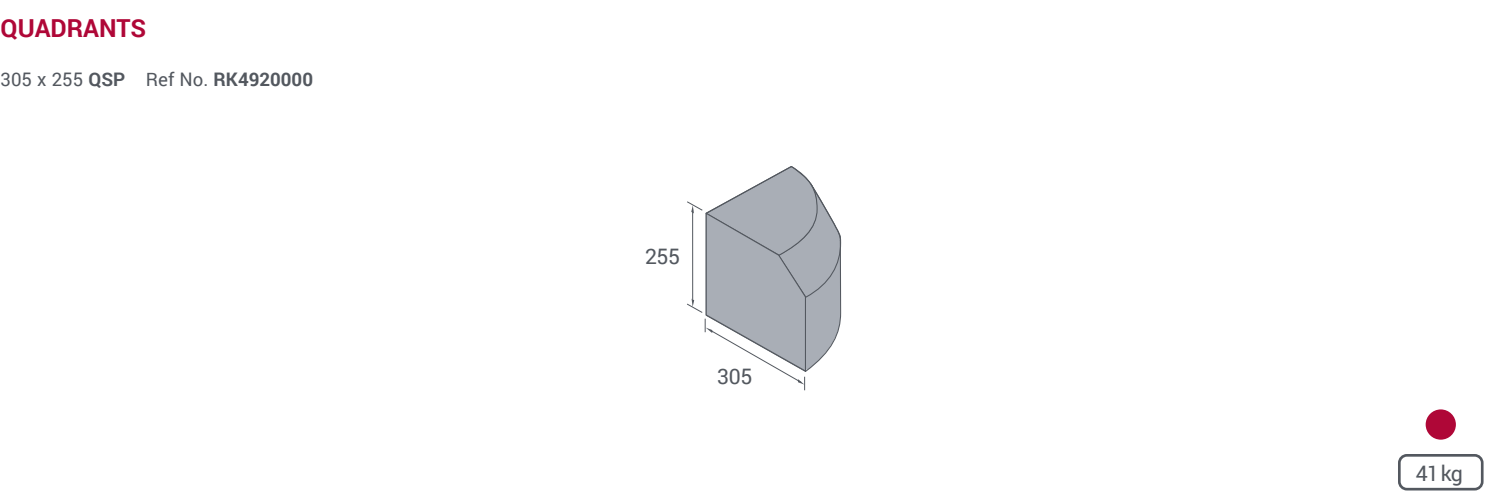
Highly durable and precision-manufactured, these products have been used in highway schemes across the UK for decades.

Manufactured using hydraulic pressing, these kerbs, channels and edgings provide the consistent, long-term performance you'd expect from Marshall's with a functional unit of this type.

- Manufactured according to BS EN 1340:2003
- A full suite of straights, radii, droppers, transitions and angle stones



Channels 45° Splayed



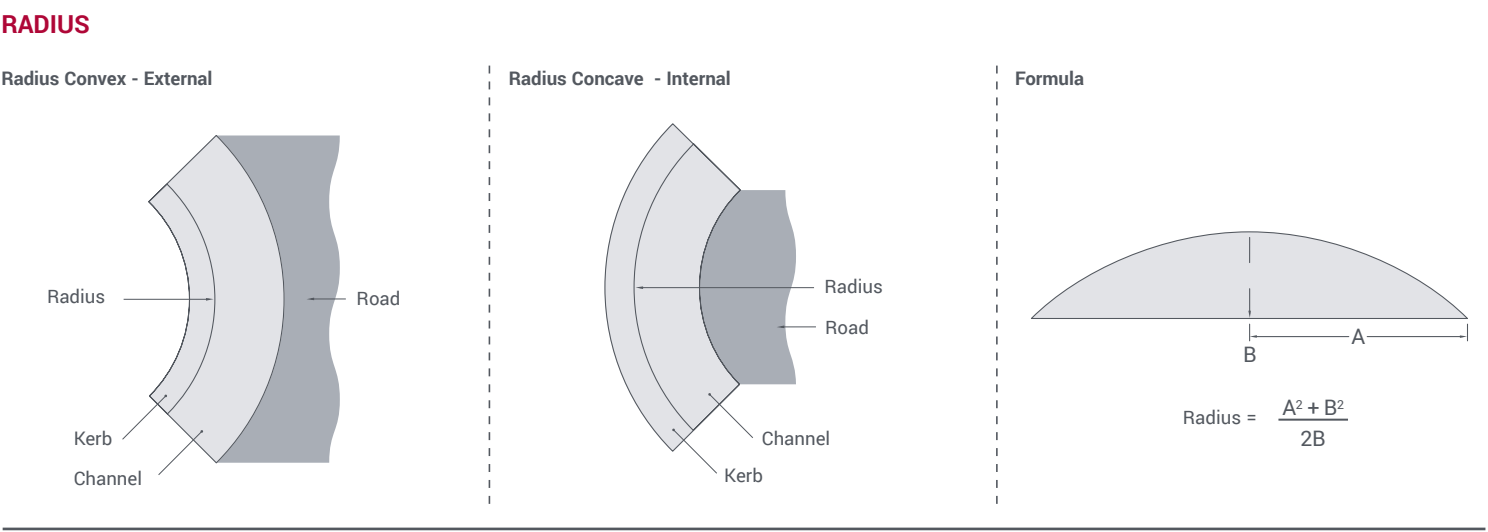
Radius details for Kerbs, Droppers & Channels

Half Battered, Bullnosed, 45° Splayed and Square Channels

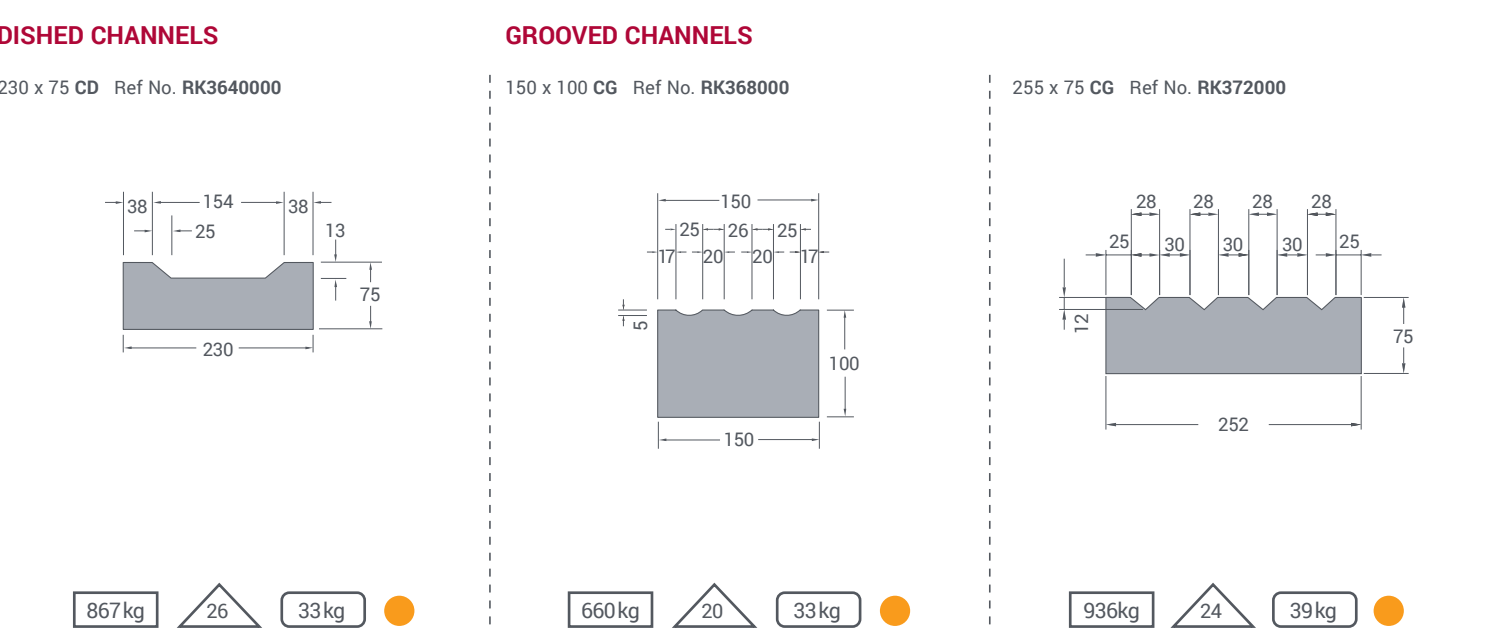
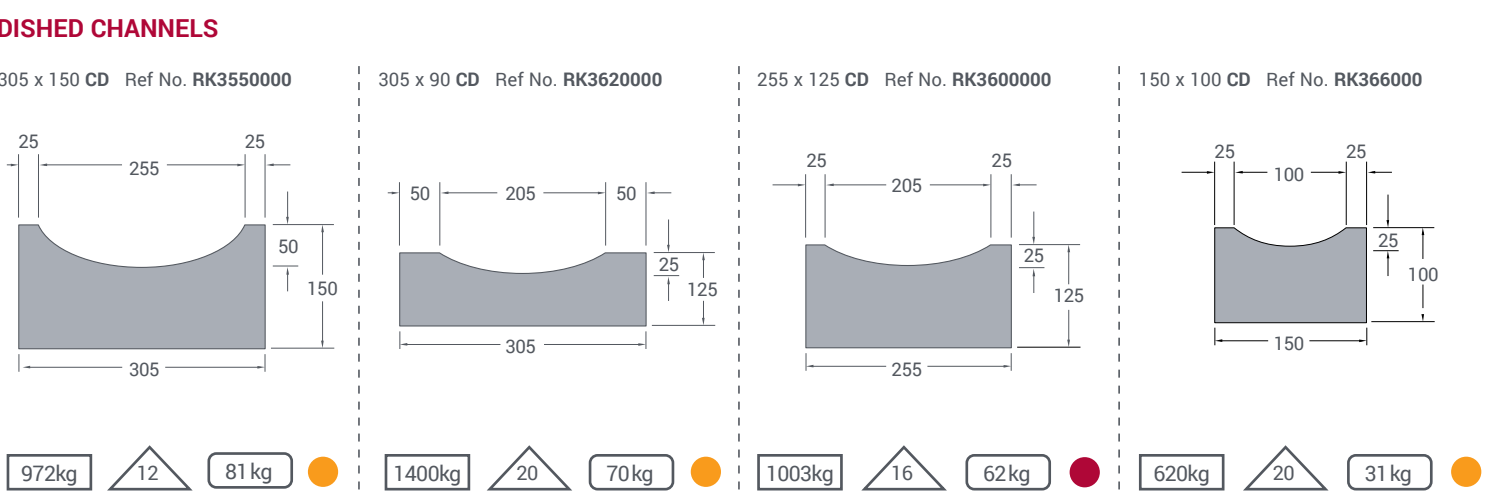
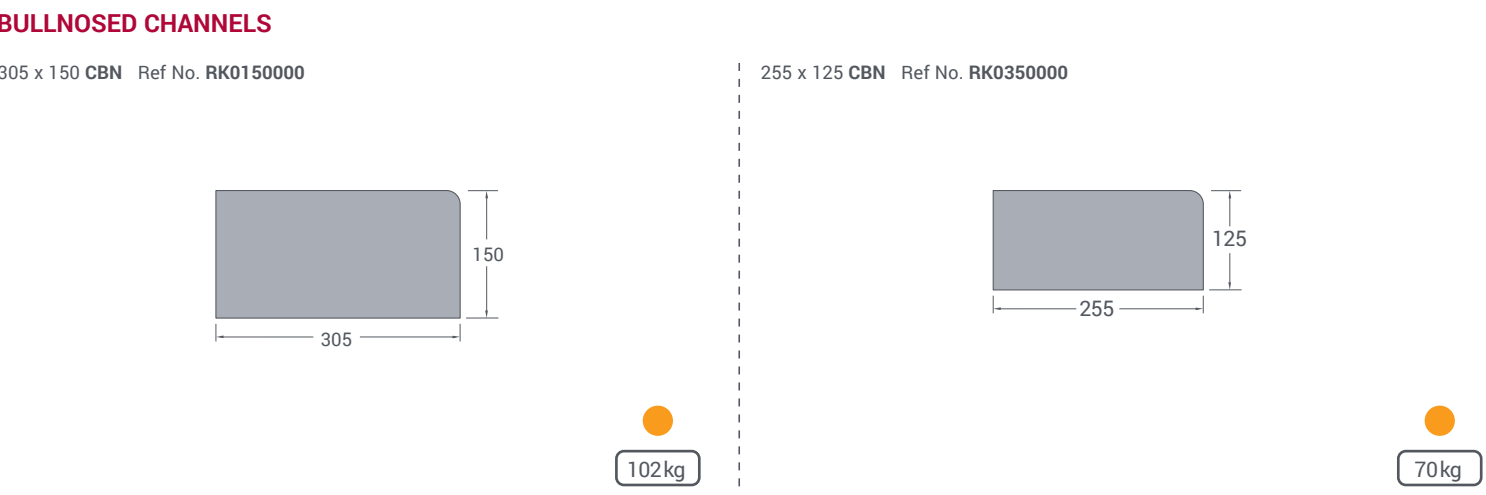
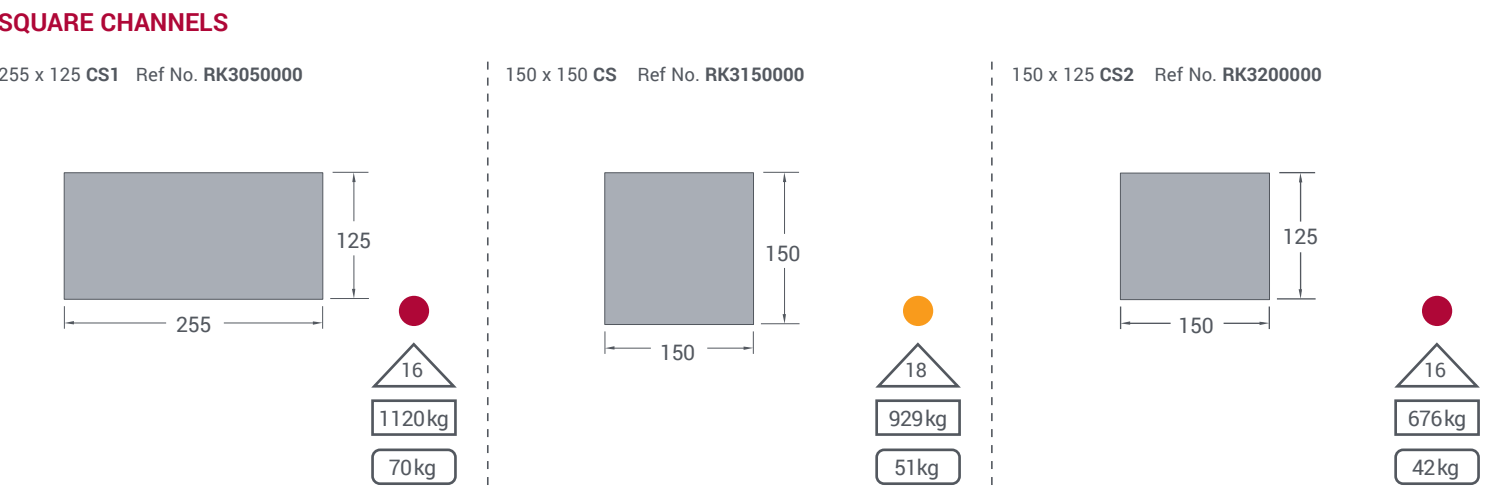
Note: 1/4 circles can be constructed with cutting from units with a face length of 780mm. Units listed below are 780mm face length unless otherwise stated. For radii greater than 12m, straight units can be utilised.

Description	Size (mm)	Radius	0.6	1	2	3	4	5	6	8	10	12	Weight
		No. per 1/4 circle (except droppers)	1	2	4	6	8	10	12	16	20	24	kg (appx)
Kerb: External Radius	150 x 305	HB1			✓	✓			✓		✓		84.9
	150 x 305	BN			✓	✓			✓		✓		87.2
	125 x 255	HB2	950mm face length ✓	✓	✓	✓	✓		✓	✓	✓	950mm face length ✓	62.0
	125 x 255	BN		✓	✓	✓	✓		✓	✓	✓	✓	64.0
	125 x 255	SP		✓	✓	✓	✓	✓	✓	✓	✓		53.0
	125 x 150	HB3				✓	✓	✓	✓	✓	✓	✓	34.0
	125 x 150	BN			✓	✓	✓		✓	✓	✓	✓	35.5
Droppers: External Radius	125 x 255/	HB to BN					950mm face length ✓		950mm face length ✓	950mm face length ✓			52.5
Channel: External Radius	255 x 125/	CS1				✓	✓	✓	✓	✓			64.0
Kerb: Internal Radius	125 x 255	HB2	950mm face length ✓			✓	✓		✓	✓	✓	950mm face length ✓	62.0
	125 x 255	BN							✓		✓		64.0
	125 x 150	BN				✓	✓		✓		✓		53.0


KEY: HB = Half Battered BN = Bullnosed SP = 45° Splayed CS = Channel Square RH = Right Hand LH = Left Hand = BS 7263 Sections ✓ = Ex Stock



Channels & Edgings



Edgings



For more information visit:
www.marshalls.co.uk/commercial/kerb

Sales Office:
0345 203 0600

Technical Office:
0370 411 2233